



Bonfiglioli

Riduttori


C-A-F-S series

Helical gear units C series

Helical bevel gear units A series

Shaft mounted gear units F series

Single stage gearboxes S series



Bonfiglioli

power, control and green solutions



Chapter	Description	Page	Chapter	Description	Page
GENERAL INFORMATION			SHAFT MOUNTED GEAR UNITS SERIES F		
		2			318
1	Symbols and units of measure	2	48	Design features	318
2	Torque	4	49	Versions	319
3	Power	4	50	Designation	320
4	Thermal capacity	4	51	Lubrication	324
5	Efficiency	6	52	Mounting position and terminal box angular position	324
6	Gear ratio	7	53	Overhung loads	326
7	Angular velocity	7	54	Thrust loads	329
8	Moment of inertia	7	55	Anti-run back device	329
9	Service factor	8	56	Options and special versions	330
10	Maintenance	9	57	Gearmotor rating charts	331
11	Selection	10	58	Gearbox rating charts	369
12	Verification	13	59	Motor availability	389
13	Installation	14	60	Moment of inertia	392
14	Installation instructions	15	61	Exact ratios	409
15	Storage	16	62	Dimensions	410
16	Conditions of supply	16	63	Accessories	447
17	Paint specifications	16	64	Customer' shaft	448
HELICAL GEAR UNITS SERIES C			SINGLE STAGE GEARBOXES SERIES S		
		18			450
18	Design features	18	65	Design features	450
19	Versions	19	66	Versions	451
20	Designation	20	67	Designation	452
21	Lubrication	24	68	Lubrication	456
22	Mounting position and terminal box orientation	24	69	Mounting position and terminal box angular position	456
23	Overhung loads	27	70	Overhung loads	459
24	Thrust loads	30	71	Thrust loads	461
25	Gearmotor rating charts	31	72	Gearmotor rating charts	462
26	Gearbox rating charts	76	73	Gearbox rating charts	477
27	Motor availability	98	74	Motor availability	482
28	Moment of inertia	101	75	Moment of inertia	483
29	Exact ratios	120	76	Dimensions	486
30	Dimensions	122			
HELICAL BEVEL GEAR UNITS SERIES A			ELECTRIC MOTORS		
		164			496
31	Design features	164	M1	Symbols and units of measurement	496
32	Versions	165	M2	General characteristics	497
33	Designation	166	M3	Mechanical features	500
34	Lubrication	171	M4	Electrical characteristics	504
35	Mounting position and terminal box angular position	172	M5	Asynchronous brake motors	511
36	Overhung loads	174	M6	DC brake motors type BN_FD	512
37	Thrust loads	177	M7	DC brake motors type BN_AFD	517
38	Shafts arrangement	177	M8	AC brake motors type BN_FA	522
39	Anti-run back device	178	M9	AC brake motors type BN_BA	525
40	Gearmotor rating charts	179	M10	Brake release systems	528
41	Gearbox rating charts	222	M11	Options	530
42	Motor availability	244	M12	Motor rating charts	541
43	Moment of inertia	247	M13	Motors dimensions	557
44	Exact ratios	268			
45	Dimensions	269			
46	Accessories	313			
47	Customer' shaft	315			

Revisions

Refer to page 568 for the catalogue revision index. Visit www.bonfiglioli.com to search for catalogues with up-to-date revisions.



GENERAL INFORMATION

1 SYMBOLS AND UNITS OF MEASURE

Symbols	Units of Measure	Description	Symbols	Units of Measure	Description
$A_{N 1,2}$	[N]	Permissible axial force	$n_{1,2}$	[min ⁻¹]	Speed
f_s	–	Service factor	$P_{1,2}$	[kW]	Power
f_T	–	Thermal factor	$P_{N 1,2}$	[kW]	Rated power
f_{TP}	–	Temperature factor	$P_{R 1,2}$	[kW]	Power demand
i	–	Gear ratio	$R_{C 1,2}$	[N]	Calculated radial force
l	–	Cyclic duration factor	$R_{N 1,2}$	[N]	Permissible overhung load
J_C	[Kgm ²]	Mass moment of inertia to be driven	S	–	Safety factor
J_M	[Kgm ²]	Motor mass moment of inertia	t_a	[°C]	Ambient temperature
J_R	[Kgm ²]	Mass moment of inertia for the gear unit	t_f	[min]	Work time under constant load
K	–	Mass acceleration factor	t_r	[min]	Rest time
K_r	–	Transmission element factor	η_d	–	Dynamic efficiency
$M_{1,2}$	[Nm]	Torque	η_s	–	Static efficiency
$M_{C 1,2}$	[Nm]	Calculated torque	φ	–	Output shaft angular backlash (with locked input shaft)
$M_{n 1,2}$	[Nm]	Rated torque			₁ value applies to input shaft
$M_{r 1,2}$	[Nm]	Torque demand			₂ value applies to output shaft



The symbol shows the page the information can be sorted from.



This symbol refers to the angle the overhung load applies (viewing from drive end).



Symbol refers to weight of gearmotors and speed reducers.

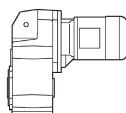
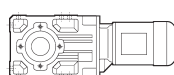
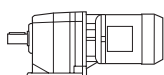
Figure for gearmotors incorporates the weight of the 4-pole motor and for life lubricated units, where applicable, the weight of the oil.

Series C

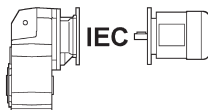
Series A

Series F

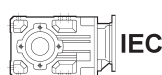
Series S



Gearmotor with compact motor.



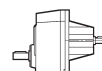
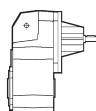
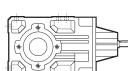
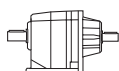
Gearmotor with IEC motor.



Gear unit with IEC motor interface.



Gear unit with servomotor input adapter.



Speed reducer with solid input shaft.



2 TORQUE

2.1 Rated torque M_{n2} [Nm]

The torque that can be transmitted continuously through the output shaft, with the gear unit operated under a service factor $f_s = 1$.

Rating is speed sensitive.

2.2 Required torque M_{r2} [Nm]

The torque demand based on application requirement.

It must always be equal to or less than torque M_{n2} the gearbox under study is rated for.

2.3 Calculated torque M_{c2} [Nm]

Computational torque value to be used when selecting the gearbox.

It is calculated considering the required torque M_{r2} and service factor f_s , as per the equation here after:

$$M_{c2} = M_{r2} \cdot f_s < M_{n2} \quad (1)$$

3 POWER

3.1 Rated power P_{n1} [kW]

In the gearbox selection charts this is the power applicable to input shaft, based on input speed n_1 and corresponding to service factor $f_s = 1$.

4 THERMAL CAPACITY P_t [kW]

P_t is the power that can be transmitted through the gear unit, under a continuous duty and an ambient temperature of 20 °C, without resulting into damage of the inner parts or degradation of the lubricant properties. Refer to chart (A1) for specific kW ratings.


In case of intermittent duty, or an operating ambient temperature other than the rated 20°C, the P_t value should be adjusted through the factor f_t , obtained from chart (A2), as per the following equation:


$$P_t' = P_t \times f_t$$





Gear units featuring more than 2 reductions and/or a gear ratio greater than $i = 45$ do not normally require the thermal limit to be checked as in these cases the thermal rating usually exceeds the mechanical rating.

(A 1)

P_t [kW] 20 °C		
	$n_1 = 1400 \text{ min}^{-1}$	$n_1 = 2800 \text{ min}^{-1}$
C 05 2	—	—
C 12 2	—	—
C 22 2	—	—
C 32 2	—	4.5
C 36 2	6.5	5.0
C 41 2	8.0	6.0
C 51 2	11.0	7.8
C 61 2	14.0	10.0
C 70 2	21	16.0
C 80 2	32	24
C 90 2	43	32
C 100 2	59	42

P_t [kW] 20 °C		
	$n_1 = 1400 \text{ min}^{-1}$	$n_1 = 2800 \text{ min}^{-1}$
A 05 2	3.2	2.4
A 10 2	4.8	4.0
A 20 2	6.0	5.4
A 30 2	8.0	6.6
A 35 2	9.5	8.2
A 41 2	11.5	9.6
A 50 2	20	18.0
A 55 2	21	18.0
A 60 2	27	23
A 70 3	31	26
A 80 3	44	39
A 90 3	64	57

P_t [kW] 20 °C		
	$n_1 = 1400 \text{ min}^{-1}$	$n_1 = 2800 \text{ min}^{-1}$
F 10 2	3.8	2.7
F 20 2	9.1	6.5
F 25 2	10.2	7.4
F 31 2	11.7	8.5
F 41 2	14.3	10.4
F 51 2	21.5	15.0
F 60 3	26.0	18.9
F 70 3	36.4	26.0
F 80 3	52	36
F 90 3	75	53

P_t [kW] 20 °C		
	$n_1 = 1400 \text{ min}^{-1}$	$n_1 = 2800 \text{ min}^{-1}$
S 10 1	5.5	4.9
S 20 1	7.8	7.2
S 30 1	10.0	9.1
S 40 1	15.6	14.3
S 50 1	21	18.9



(A 2)

		f_t			
t_a [°C]	Continuous duty	Intermittent duty			
		Degree of intermittence [I]			
		80%	60%	40%	20%
40	0.80	1.1	1.3	1.5	1.6
30	0.85	1.3	1.5	1.6	1.8
20	1.0	1.5	1.6	1.8	2.0
10	1.15	1.6	1.8	2.0	2.3

Where cyclic duration factor (I)% is the relationship of operating time under load t_f to total time ($t_f + t_r$) expressed as a percentage.

$$I = \frac{t_f}{t_f + t_r} \cdot 100 \quad (2)$$

The condition to be verified is:

$$P_{r1} \leq P_t \times f_t \quad (3)$$















5 EFFICIENCY

5.1 Dynamic efficiency η_d

Obtained from the relationship of delivered power P_2 to input power P_1 , according to the following equation:

$$\eta_d = \frac{P_2}{P_1} \cdot 100 \quad [\%] \quad (4)$$

(A 3)

	2 x 	3 x 	4 x 		2 x 	3 x 	4 x 
η_d	95%	93%	90%	η_d	94%	91%	89%
	2 x 	3 x 	4 x 		1 x 		
η_d	95%	93%	90%	η_d	98%		



6 GEAR RATIO i

The value for the gear ratio is referred to with the letter [i] and calculated through the relationship of the input speed n_1 to the output speed n_2 :

$$i = \frac{n_1}{n_2} \quad (5)$$

The gear ratio is usually a decimal number which in this catalogue is truncated at one digit after the comma (no decimals for $i > 1000$).

If interested in knowing the exact value please consult Bonfiglioli's Technical Service.

7 ANGULAR VELOCITY

7.1 Input speed n_1 [min⁻¹]

The speed is related to the prime mover selected. Catalogue values refer to speed of either single or double speed motors that are common in the industry.

If the gearbox is driven by an external transmission it is recommended to operate it with a speed of 1400 min⁻¹, or lower, in order to optimise operating conditions and lifetime.

Higher input speeds are permitted, however in this case consider that torque rating M_{n2} is affected adversely.

Please consult a Bonfiglioli representative.

7.2 Output speed n_2 [min⁻¹]

The output speed value n_2 is calculated from the relationship of input speed n_1 to the gear ratio i , as per the following equation:

$$n_2 = \frac{n_1}{i} \quad (6)$$

8 MOMENT OF INERTIA J_r [Kgm²]

Moments of inertia specified in the catalogue refer to the gear unit input axis.

They are therefore related to motor speed, in the case of direct motor mounting.



9 SERVICE FACTOR f_s

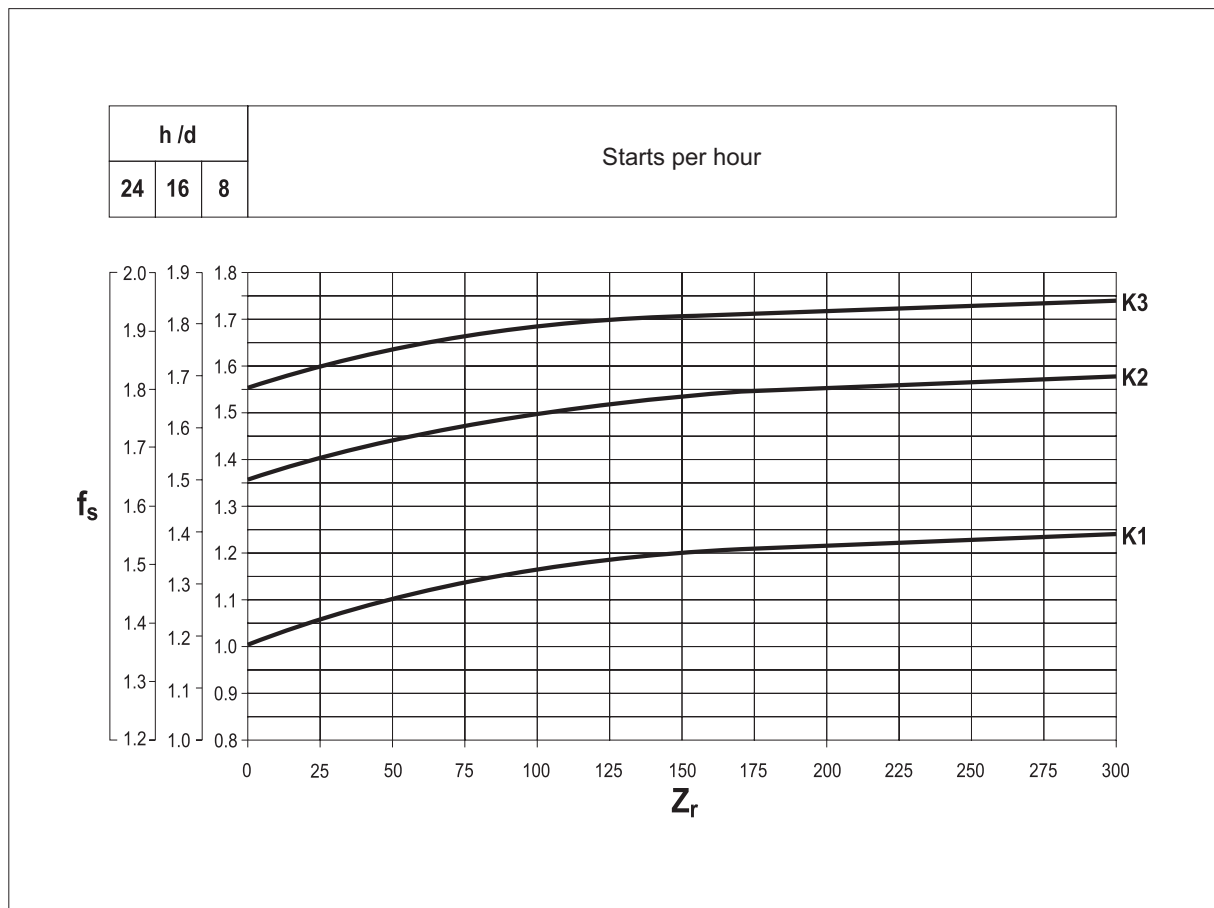
This factor is the numeric value describing reducer service duty. It takes into consideration, with unavoidable approximation, daily operating conditions, load variations and overloads connected with reducer application.

In the graph (A4) below, after selecting proper “daily working hours” column, the service factor is given by intersecting the number of starts per hour and one of the K1, K2 or K3 curves.

K_ curves are linked with the service nature (approximately: uniform, medium and heavy) through the acceleration factor of masses K, connected to the ratio between driven masses and motor inertia values.

Regardless of the value given for the service factor, we would like to remind that in some applications, which for example involve lifting of parts, failure of the reducer may expose the operators to the risk of injuries. If in doubt, please contact our Technical Service Department.

(A4)





9.1 Acceleration factor of masses K

This parameter serves for selecting the right curve for the type of load.
The value is given by the following ratio:

(A 5)

$K = \frac{J_c}{J_m}$	\rightarrow	$J_c =$ Moment of inertia of driven masses referred to motor drive shaft	$K \leq 0,25$	\rightarrow K1	Uniform load
		$J_m =$ Motor moment of inertia	$0,25 < K \leq 3$	\rightarrow K2	Moderate shock load
			$3 < K \leq 10$	\rightarrow K3	Heavy shock load
			$K > 10$	\rightarrow	Please consult Bonfiglioli Technical Service

10 MAINTENANCE

Life lubricated gearboxes do not require any periodical oil changes.
For other types of gearboxes, the first oil change must take place after about 300 hours of operation, carefully flushing the gear unit using suitable detergents.
Do not mix mineral oils with synthetic oils.
Check oil level regularly and change oil at the intervals shown in the table (A6).

(A 6)

Oil temperature [°C]	Oil change interval [h]	
	Mineral oil	Synthetic oil
< 65	8000	25000
65 - 80	4000	15000
80 - 95	2000	12500



11 SELECTION

Some fundamental data are necessary to assist the correct selection of a gearbox or gearmotor. The table below (A7) briefly sums up this information.

To simplify selection, fill in the table and send a copy to our Technical Service which will select the most suitable drive unit for your application.

(A7)

Type of application	A_{c1} Thrust load on input shaft (+/-)(^{***})	N
P_{r2} Output power at n ₂ max	J_c Moment of inertia of the load	Kgm ²
P_{r2}' Output power at n ₂ min	t_a Ambient temperature	C°
M_{r2} Output torque at n ₂ max	Altitude above sea level	m
n₂ Max.output speed	Duty type to IEC norms S...../.....%	
n₂' Min.output speed	Z Starting frequency	1/h
n₁ Max.input speed	Motor voltage	V
n₁' Min.input speed	Brake voltage	V
R_{c2} Radial load on output shaft	Frequency	Hz
x₂ Load application distance (*)	M_b Brake torque	Nm
Load orientation at output	Motor protection degree IP.....	
Output shaft rotation direction (CW-CCW) (**)	Insulation class	
R_{c1} Radial load on input shaft		
x₁ Load application distance (*)		
Load orientation at input		
Input shaft rotation direction (CW-CCW) (**)		
A_{c2} Thrust load on output shaft (+/-)(^{***})		N

(*) Distance x1-2 is between force application point and shaft shoulder (if not indicated the force acting at mid-point of the shaft extension will be considered).

(**) CW = clockwise;
CCW = counterclockwise

(^{***}) + = push
- = pull



11.1 Selection of a gearmotor

a) Determine service factor f_s according to type of duty (factor K), number of starts per hour Z_r and hours of operation.

b) From values of torque M_{r2} , speed n_2 and efficiency η_d the required input power can be calculated from the equation:

$$P_{r1} = \frac{M_{r2} \cdot n_2}{9550 \cdot \eta_d} \text{ [kW]} \quad (7)$$

Value of η_d for the captioned gear unit can be sorted out from paragraph 5.

c) Consult the gearmotor selection charts and locate the table corresponding to normalised power P_n :

$$P_n \geq P_{r1} \quad (8)$$

Unless otherwise specified, power P_n of motors indicated in the catalogue refers to continuous duty S1. For motors used in conditions other than S1, the type of duty required by reference to CEI 2-3/IEC 34-1 Standards must be mentioned.

For duties from S2 to S8 in particular and for motor frame 132 or smaller, extra power output can be obtained with respect to continuous duty.

Accordingly the following condition must be satisfied:

$$P_n \geq \frac{P_{r1}}{f_m} \quad (9)$$

The adjusting factor f_m can be obtained from table (A8).

11.2 Intermittence ratio

$$I = \frac{t_f}{t_f + t_r} \cdot 100 \quad (10)$$

t_f = work time at constant load

t_r = rest time



(A 8)

	DUTY						Please contact us
	S2			S3*			
	Cycle duration [min]			Cyclic duration factor (I)			
	10	30	60	25%	40%	60%	
f_m	1.35	1.15	1.05	1.25	1.15	1.1	

* Cycle duration, in any event, must be 10 minutes or less. If it is longer, please contact our Technical Service.

Next, refer to the appropriate P_n section within the gearmotor selection charts and locate the unit that features the desired output speed n_2 , or closest to, along with a safety factor S that meets or exceeds the applicable service factor f_s .

The safety factor is so defined:

$$S = \frac{M_{n2}}{M_2} = \frac{P_{n1}}{P_1} \quad (11)$$

As standard, gear and motor combinations are implemented with 2, 4 and 6 pole motors, 50 Hz supplied.

Should the drive speed be different from 2800, 1400 or 900 min⁻¹, base the selection on the gear unit nominal rating.

11.3 Selection of speed reducer and gearbox with IEC motor adapter

a) Determine service factor f_s .

b) Assuming the required output torque for the application M_{r2} is known, the calculation torque can be then defined as:

$$M_{c2} = M_{r2} \cdot f_s \quad (12)$$

c) The gear ratio is calculated according to requested output speed n_2 and drive speed n_1 :

$$i = \frac{n_1}{n_2} \quad (13)$$



Once values for M_{c2} and i are known consult the rating charts under the appropriate input speed n_1 and locate the gear unit that features the gear ratio closest to $[i]$ and at same time offers a rated torque value M_{n2} so that:

$$M_{n2} \geq M_{c2} \quad (14)$$

If a IEC normalized motor must be fitted check geometrical compatibility with the gear unit at paragraph "MOTOR AVAILABILITY".

12 VERIFICATION

After the selection of the speed reducer, or gearmotor, is complete it is recommended that the following verifications are conducted:

a) Thermal capacity

Make sure that the thermal capacity of the gearbox is equal to or greater than the power required by the application according to equation (3) on page 6.

If this condition is not verified, select a larger gearbox or apply a forced cooling system.

b) Maximum torque

The maximum torque (intended as instantaneous peak load) applicable to the gearbox must not, in general, exceed 200% of rated torque M_{n2} . Therefore, check that this limit is not exceeded, using suitable torque limiting devices, if necessary.

For three-phase double speed motors, it is important to pay attention to the switching torque which is generated when switching from high to low speed, because it could be significantly higher than maximum torque.

A simple, economical way to minimize overloading is to power only two phases of the motor during switch-over (power-up time on two phases can be controlled with a time-relay):

$$M_{g2} = 0.5 \cdot M_{g3}$$

M_{g2} = Switching torque with two-phase power-up

M_{g3} = Switching torque with three-phase power-up

We recommend, in any event, to contact our Technical Service.

c) Radial loads

Make sure that radial forces applying on input and/or output shaft are within permitted catalogue values.

If they were higher consider designing a different bearing arrangement before switching to a larger gear unit.

Catalogue values for rated overhung loads refer to mid-point of shaft under study.

Should application point of the overhung load be localised further out the revised loading capability must be adjusted as per instructions given in this manual.

Please refer to the paragraphs relating to radial loads.



d) Thrust loads

Actual thrust load must be found within 20% of the equivalent overhung load capacity.

Should an extremely high, or a combination of radial and axial load apply, consult Bonfiglioli Technical Service.

e) Starts per hour

For duties featuring a high number of switches the actual starting capability in loaded condition [Z] must be calculated.

Actual number of starts per hour must be lower than value so calculated.

13 INSTALLATION

The following installation instructions must be observed:

a) Make sure that the gearbox is correctly secured to avoid vibrations.

If shocks or overloads are expected, install hydraulic couplings, clutches, torque limiters, etc.

b) Before being paint coated, the machined surfaces and the outer face of the oil seals must be protected to prevent paint drying out the rubber and jeopardising the sealing function.

c) Parts fitted on the gearbox output shaft must be machined to ISO H7 tolerance to prevent interference fits that could damage the gearbox itself.

Further, to mount or remove such parts, use suitable pullers or extraction devices using the tapped hole located at the top of the shaft extension.

d) Mating surfaces must be cleaned and treated with suitable protective products before mounting to avoid oxidation and, as a result, seizure of parts.

e) Prior to putting the gear unit into operation make sure that the equipment that incorporates the same complies with the current revision of the Machines Directive 2006/42/EC.

f) Before starting up the machine, make sure that oil level conforms to the mounting position specified for the gear unit and the viscosity is adequate (refer to the User's Manual available at www.bonfiglioli.com).

g) For outdoor installation provide adequate guards in order to protect the drive from rainfalls as well as direct sun radiation.



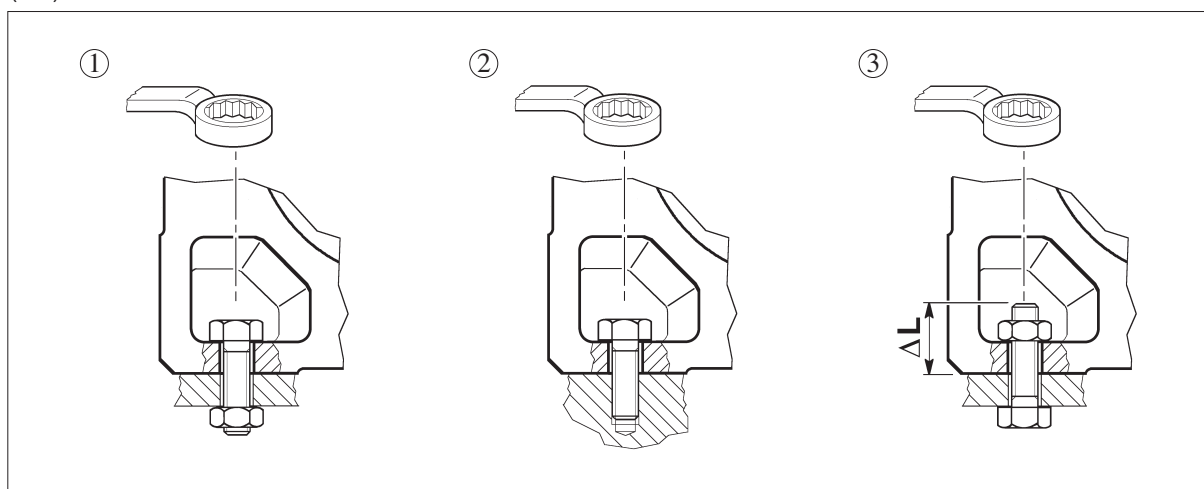
13.1 Fitting servomotors to gear heads featuring a clamping device (adapter type SC)

Turn the clamping device until its slot is aligned to those that are milled on the reducer input shaft. If the motor shaft features a key, this must be removed and the relevant keyway must also be aligned with the slots of clamping device and gear head input shaft, prior to inserting the servomotor into site. The keyway must be sitting on the same side as the locking screw. Tighten the bolts that hold the servomotor to the gear head, insert a torque wrench through the hole on the side of the flange and tighten the locking screw of the clamping device to the torque that is specified in the drawing section for the given adapter.

14 INSTALLATION INSTRUCTIONS

Schemes in table (A9) show the 3 possible installation patterns for A gear units to the machine frame. For each of these circumstances, table (A10) indicates exagonal head screw sizes to be used. Besides, to facilitate the installation, we suggest to use a wrench of the type shown in table (A9).

(A 9)



(A 10)

	Bolt type			
	①	②	③	ΔL (mm)
A 05	M8x22	M8x20	M8x ...	22
A 10	M8x25	M8x20	M8x ...	20
A 20	M8x25	M8x20	M8x ...	20
A 30	M10x30	M10x25	M10x ...	25
A 35	M10x30	M10x25	M10x ...	25
A 41	M12x35	M12x30	M12x ...	30

	Bolt type			
	①	②	③	ΔL (mm)
A 50	M14x45	M14x40	M14x ...	35
A 55	M14x40	M14x40	M14x ...	35
A 60	M16x50	M16x45	M16x ...	40
A 70	M20x60	M20x55	M20x ...	45
A 80	M24x70	M24x65	M24x ...	55
A 90	M24x90	M24x80	M24x ...	65



15 STORAGE

Observe the following instructions to ensure correct storage of the products:

- a) Do not store outdoors, in areas exposed to weather or with excessive humidity.
- b) Always place boards, wood or other material between the products and the floor. The gearboxes should not have direct contact with the floor.
- c) In case of long-term storage all machined surfaces such as flanges, shafts and couplings must be coated with a suitable rust inhibiting product (Mobilarma 248 or equivalent).

Furthermore gear units must be placed with the fill plug in the highest position and filled up with oil. Before putting the units into operation the appropriate quantity, and type, of oil must be restored.


16 CONDITIONS OF SUPPLY

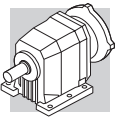
Gear units are supplied as follows:

- a) configured for installation in the mounting position specified when ordering;
- b) tested to manufacturer specifications;
- c) mating machined surfaces come unpainted;
- d) nuts and bolts for mounting motors are provided;
- e) shafts are protected during transportation by plastic caps;
- f) supplied with lifting lug (where applicable).

17 PAINT SPECIFICATIONS

Specifications for paint applied to gearboxes (where applicable) may be obtained from the branches or dealers that supplied the units.






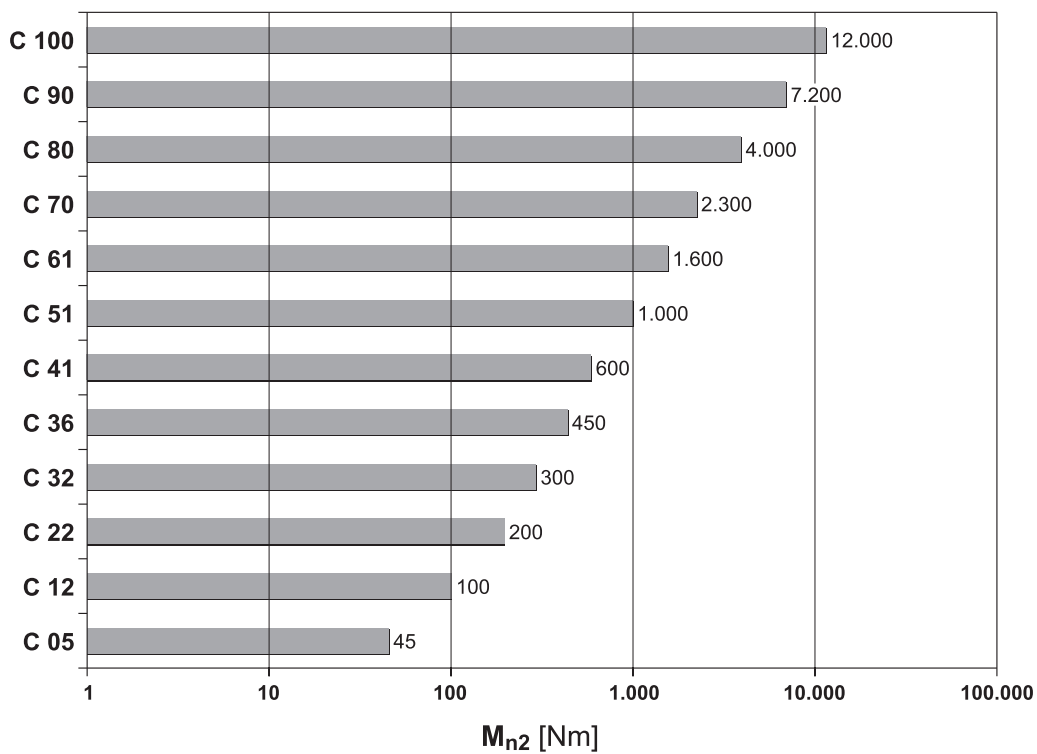
HELICAL GEAR UNITS SERIES C

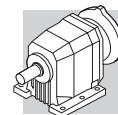
18 DESIGN FEATURES

The main design characteristics are:

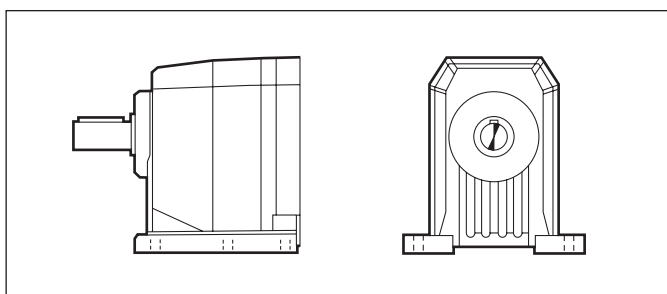
- modularity
- space effective
- universal mounting
- high efficiency
- quiet operation
- gears in hardened and case-hardened steel
- bare aluminium housing for sizes 05, 12, 22 and 32.
- Larger frame sizes come in sturdy cast iron housings
- input and output shafts from high grade steel.

(B 11)





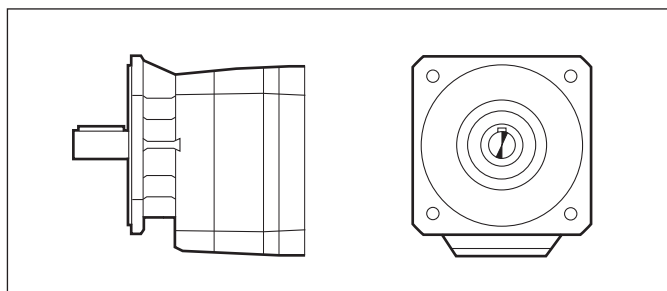
19 VERSIONS



P

Foot mount

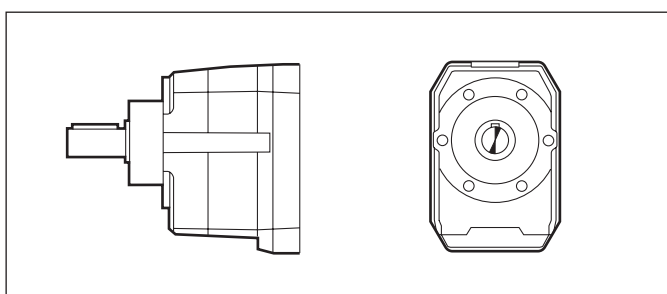
C 05 ... C 100



F

Flange mount

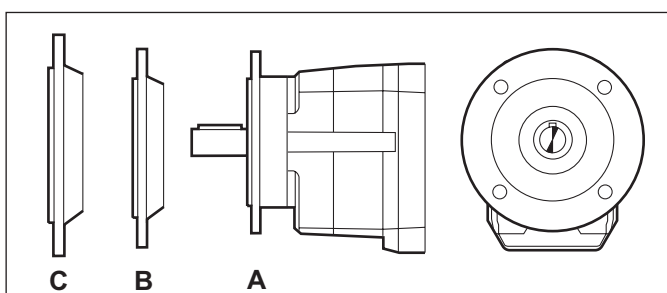
C 05 ... C 32
C 70 ... C 100



U

UNIBOX- universal housing

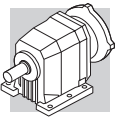
C 12 ... C 61



UF

UNIBOX bolt-on flange

C 12 ... C 61



20 DESIGNATION

GEAR UNIT

C 32 2 F 52.4 S1 B5

OPTIONS

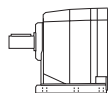
22

MOUNTING POSITION

C...P: **B3** (Standard), B6, B7, B8, V5, V6
 C...F/U/UF: **B5** (Standard), B51, B53, B52, V1, V3

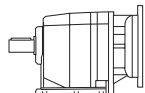
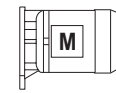
24

INPUT CONFIGURATION



(C05...C100)

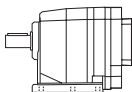
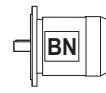
S05 ... S5



(C12...C100)

IEC_

P63 ... P280

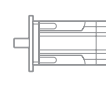


(C12...C61)

SK_



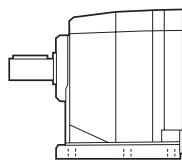
SC_



HS

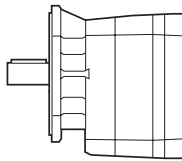
GEAR RATIO

VERSION



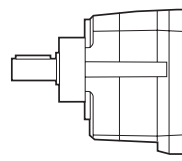
P

(C05...C100)



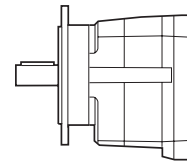
F

(C05...C32)
(C70...C100)



U

(C12...C61)



UFA
UFB
UFC

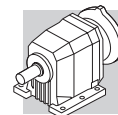
(C12...C61)

REDUCTIONS
2, 3, 4

GEAR FRAME SIZE

05, 12, 22, 32, 36, 41, 51, 61, 70, 80, 90, 100

TYPE: **C** = helical in-line gear units



MOTOR

BRAKE

M 1LA 4 230/400-50 IP54 CLF W FD 7.5 R SB 220 SA

OPTIONS

22

BRAKE
SUPPLY

513 518 523 526

RECTIFIER TYPE
AC/DC
NB, SB, NBR, SBR

514 519

BRAKE HAND RELEASE
R, RM

528

BRAKE TORQUE

515 520 523 526

BRAKE TYPE
FD, AFD (d.c. brake)
FA, BA (a.c. brake)

512 517 522 525

TERMINAL BOX POSITION
W (default), **N, E, S**

24

MOTOR MOUNTING
— (compact motor)
B5 (IEC - motor)

INSULATION CLASS
CL F standard
CL H option

506

DEGREE OF PROTECTION
IP55 standard (IP54 - brake motor)

501

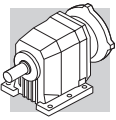
VOLTAGE - FREQUENCY

504

POLE NUMBER
2, 4, 6, 2/4, 2/6, 2/8, 2/12, 4/6, 4/8

MOTOR SIZE
0B ... 5LA (compact motor)
63A ... 280M (IEC motor)

MOTOR TYPE
M = compact 3-phase
BN = IEC 3-phase



20.1 Gearbox options

SO

Gear units C05, C12, C22, C32, C36, C41, usually factory filled with oil, to be supplied unlubricated.

LO

Gearboxes C51, C61, C70, C80, C90, C100 usually supplied without oil, to be supplied with synthetic oil currently used by BONFIGLIOLI RIDUTTORI and filled according to the mounting position specified.

DL

The output shaft features a dual oil seal.

DV

Dual oil seals on input shaft. (Only available for integral gearmotors).

VV

Fluoro elastomer oil seal on input shaft.

PV

Both input and output shafts feature Fluoro elastomer oil seals.

20.2 Motor options

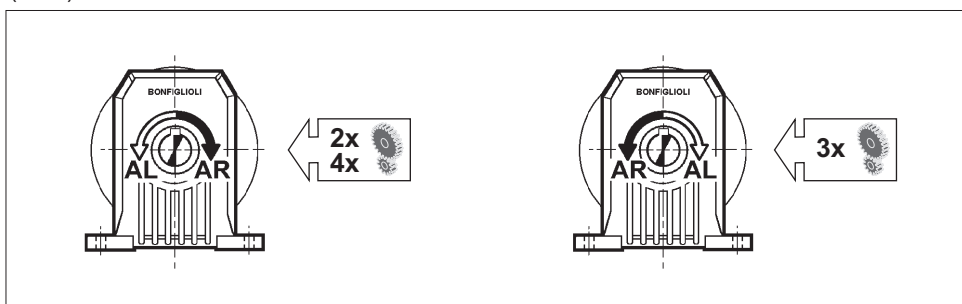
AA, AC, AD

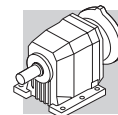
Mutual position of the brake release lever and terminal box. View is from the fan side. Standard position = 90° clockwise. AA = 0°, AC = 180°, AD = 90° counterclockwise.

AL, AR

A backstop device on the motor itself, as described in the electric motors section of this catalogue, is available for gearmotors with integral M Series motors. Table B12 shows the direction of free rotation of the gearbox, on the basis of which the correct option must be selected.

(B 12)



**CF**

Capacitive filter.

D3

3 bimetallic winding temperature sensors, calibrated at 150°C.

E3

3 winding temperature thermistors, calibrated at 150°C.

F1

Flywheel for soft start and stop.

H1

Anti condensate heaters. Standard voltage 1~ 230V \pm 10%.

PN

60 Hz power corresponding to the normalized 50 Hz power.

PS

Double shaft extension (barring RC and U1 options).

RC

Drip cover (barring option PS).

RV

Rotor balancing in vibration class B.

TC

Option TC is a rain canopy variant for textile industry environments.

This option is not compatible with variants EN1, EN2, EN3 and will not fit motors equipped with a BA brake.

TP

Tropicalization.

U1

Forced cooling (barring options PS and CUS).

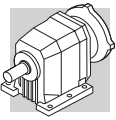
U2

Separate supply forced ventilation without terminal box. Cables are pre-wired. Configuration is not compatible with options PS and CUS. Available on motors;

BN 71... BN 132,

M1 ... M4.

For further information on options, consult the electric motors section.



21 LUBRICATION

The inner parts of Bonfiglioli gear units are oil-bath and splash lubricated.

Frame sizes C05, C12, C22, C32, C36 and C41 are supplied by the factory, or by the authorized dealers, already filled with oil.

Unless otherwise specified, units size C51 and larger are usually supplied unlubricated as it will be the customer's care to fill them with oil prior to putting them into operation.

In both cases, depending on the version, prior to putting the gear unit into operation may need to replace the closed plug used for transportation purposes with the breather plug supplied with.

For the reference charts of oil plug placement and quantity of lubricant, refer to the Installation, Operation and Maintenance Manual (available on www.bonfiglioli.com).

The "long life" polyglycol-based lubricant supplied by the factory, in the absence of contamination, does not require periodical oil changes throughout the lifetime of the gear unit.

Operation of gear units is permitted at ambient temperatures between -20°C and $+40^{\circ}\text{C}$. However, for temperatures between -20°C and -10°C unit may only start up after it has been progressively and evenly pre-heated, or otherwise initially operated unloaded.

Load may then be connected to the output shaft when the gear unit has reached the temperature of -10°C , or higher.

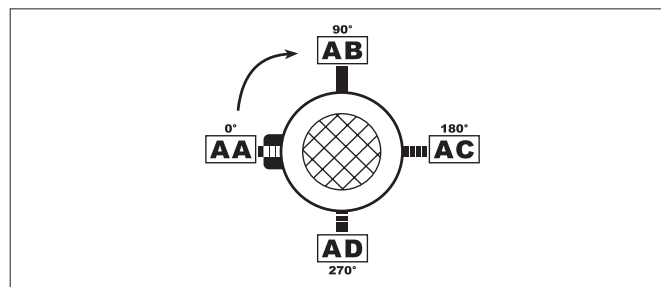
22 MOUNTING POSITION AND TERMINAL BOX ORIENTATION

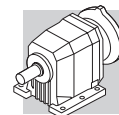
Location of motor terminal box can be specified by viewing the motor from the fan side; standard location is shown in black (W).

Angular position of the brake release lever.

Unless otherwise specified, brake motors have the manual device side located, 90° apart from terminal box. Different angles can be specified through the relevant options available.

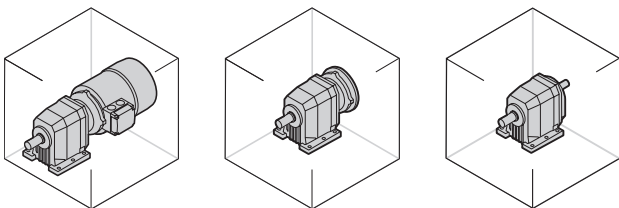
(B 13)





C ... P

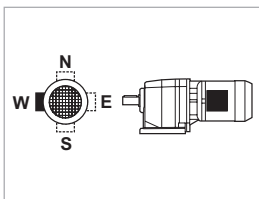
B3



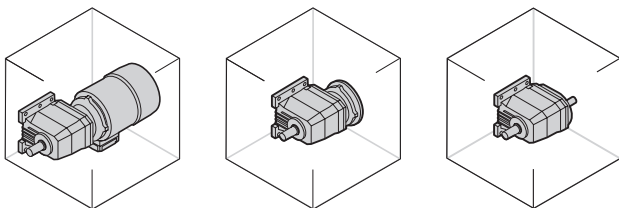
_S

_P(IEC) _SK / _SC

_HS



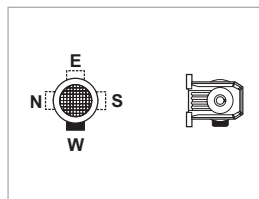
B6



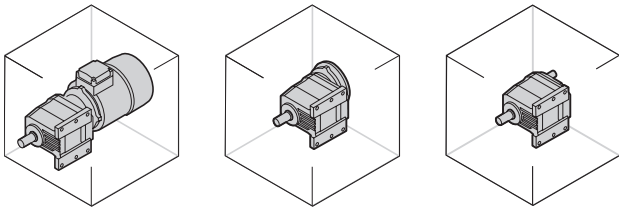
_S

_P(IEC) _SK / _SC

_HS



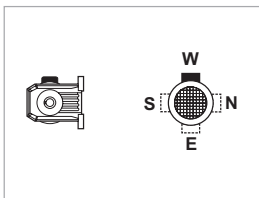
B7



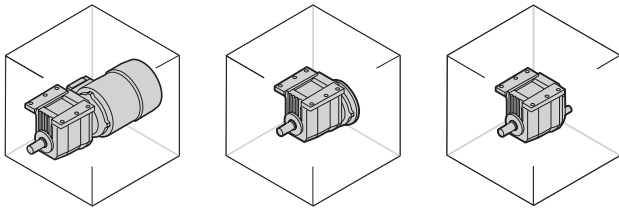
_S

_P(IEC) _SK / _SC

_HS



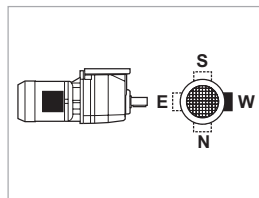
B8



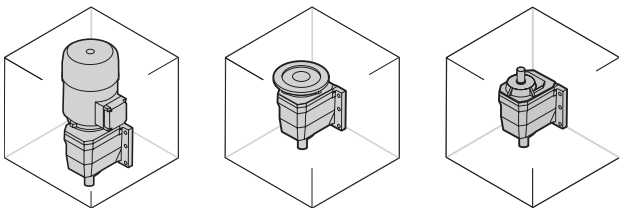
_S

_P(IEC) _SK / _SC

_HS



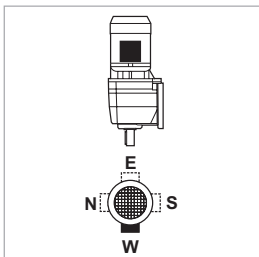
V5



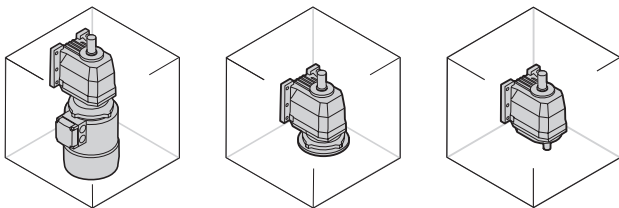
_S

_P(IEC) _SK / _SC

_HS



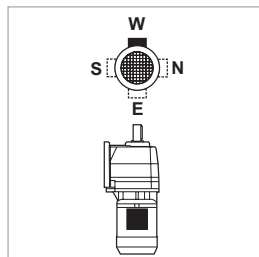
V6



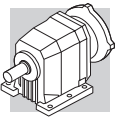
_S

_P(IEC) _SK / _SC

_HS



W = Default

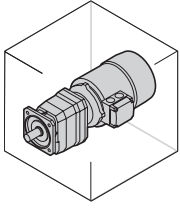


C ... F

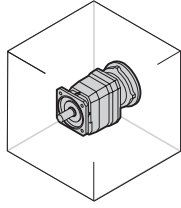
C ... U

C ... UF

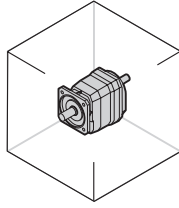
B5



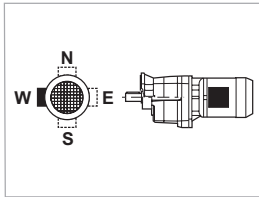
_S



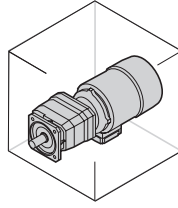
_P(IEC) _SK / _SC



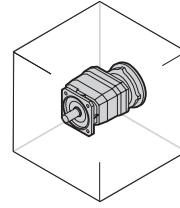
_HS



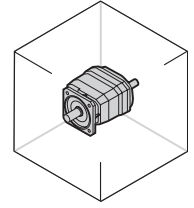
B51



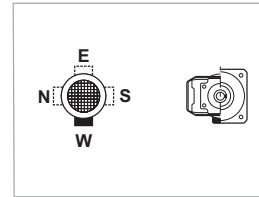
_S



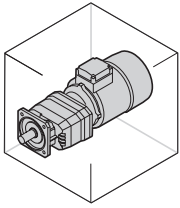
_P(IEC) _SK / _SC



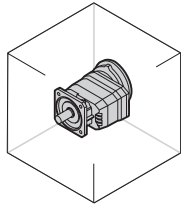
_HS



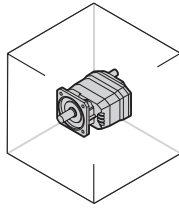
B53



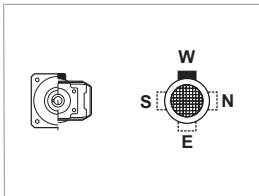
_S



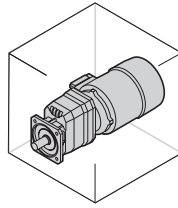
_P(IEC) _SK / _SC



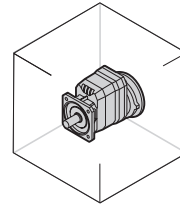
_HS



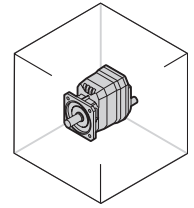
B52



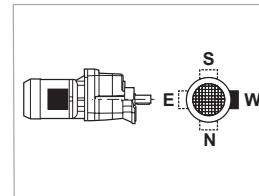
_S



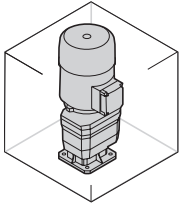
_P(IEC) _SK / _SC



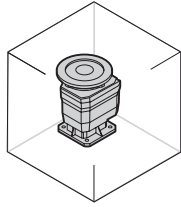
_HS



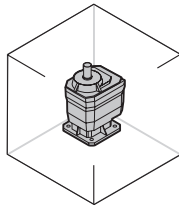
V1



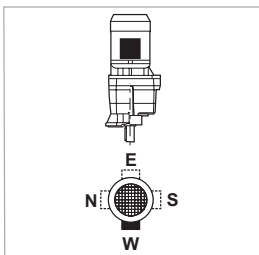
_S



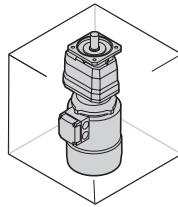
_P(IEC) _SK / _SC



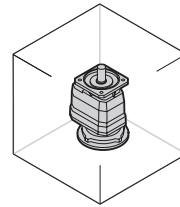
_HS



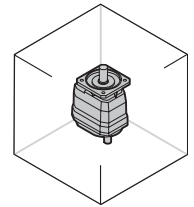
V3



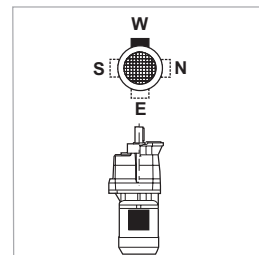
_S



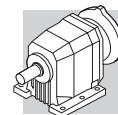
_P(IEC) _SK / _SC



_HS



W = Default



23 OVERHUNG LOADS

External transmissions keyed onto input and/or output shaft generate loads that act radially onto same shaft.

Resulting shaft loading must be compatible with both the bearing and the shaft capacity. Namely shaft loading (R_{c1} for input shaft, R_{c2} for output shaft), must be equal or lower than admissible overhung load capacity for shaft under study (R_{n1} for input shaft, R_{n2} for output shaft). OHL capability listed in the rating chart section.

In the formulas given below, index (1) applies to parameters relating to input shaft, whereas index (2) refers to output shaft.

The load generated by an external transmission can be calculated with close approximation by the following equations:

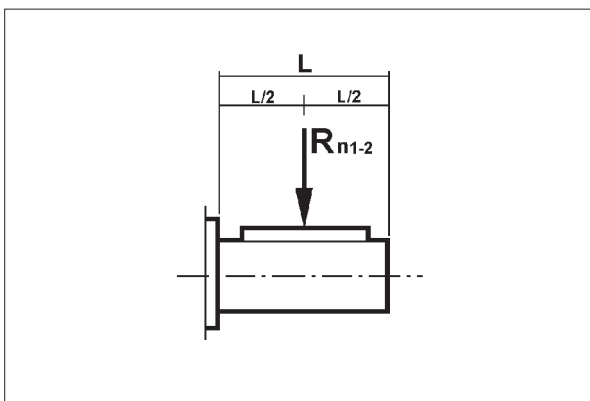
$$R_{c1} [N] = \frac{2000 \cdot M_1 [Nm] \cdot K_r}{d [mm]} \quad ; \quad R_{c2} [N] = \frac{2000 \cdot M_2 [Nm] \cdot K_r}{d [mm]} \quad (15)$$

(B 14)

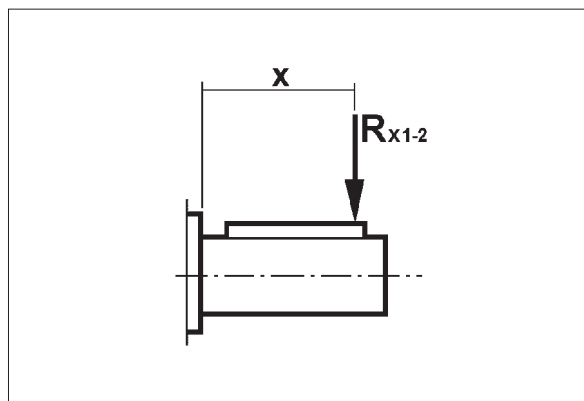
M_1 [Nm]	Torque applied to input shaft	$K_r = 1,25$	Gear transmission
M_2 [Nm]	Torque drawn at output shaft	$K_r = 1,5$	V-belt transmission
d [mm]	Pitch diameter of element keyed onto shaft	$K_r = 2,0$	Flat belt transmission
$K_r = 1$	Chain transmission		

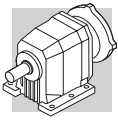
Verification of OHL capability varies depending on whether load applies at midpoint of shaft or it is shifted further out:

(B 15)



(B 16)





a) Load applied at midpoint of shaft, tab. (B15)

A comparison of shaft loading with catalogue OHL ratings should verify the following condition:

$$R_{c1} \leq R_{n1} \quad [\text{input shaft}]$$

or

$$R_{c2} \leq R_{n2} \quad [\text{output shaft}]$$

b) Load off the midpoint tab. (B16)

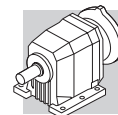
When load is shifted at an “x” distance from shaft shoulder, permissible load must be calculated for that distance.

Revised permissible overhung loads R_{x1} (input) and R_{x2} (output) are calculated respectively from original rated values R_{n1} and R_{n2} through factor:

$$\frac{a}{b+x} \quad (16)$$

(B 17)

	Load location factors					
	Output shaft			Input shaft		
	a	b	c	a	b	c
C 05 2	38	18	250	—	—	—
C 12 2	46	26	450	21	1	300
C 22 2	53	28	550	40	20	350
C 22 3	53	28	550	21	1	300
C 32 2	60.5	30.5	750	41.5	21.5	350
C 32 3	60.5	30.5	750	21	1	300
C 36 2 - C 36 3	69.5	34.5	800	51.5	26.5	450
C 36 4	69.5	34.5	800	21	1	300
C 41 2 - C 41 3	69.5	34.5	850	51.5	26.5	450
C 41 4	69.5	34.5	850	40	20	350
C 51 2 - C 51 3	76.5	36.5	900	51.5	26.5	450
C 51 4	76.5	36.5	900	41.5	21.5	350
C 61 2 - C 61 3	95.5	45.5	1000	57.5	27.5	450
C 61 4	95.5	45.5	1000	51.5	26.5	450
C 70 2 - C 70 3	114	54	1200	86	31	1000
C 70 4	114	54	1200	49.5	24.5	450
C 80 2 - C 80 3	131	61	1500	86	31	1000
C 80 4	131	61	1500	49.5	24.5	450
C 90 2 - C 90 3	161	76	2000	116	46	1400
C 90 4	161	76	2000	49.5	24.5	450
C 100 2 - C 100 3	163.5	58.5	2500	116	46	1400
C 100 4	163.5	58.5	2500	49.5	24.5	450



Verification procedure is described here after.

INPUT SHAFT

1. Calculate:

$$R_{x1} = R_{n1} \cdot \frac{a}{b+x} \quad (17)$$

N.B. Subject to condition:

$$\frac{L}{2} \leq x \leq c \quad (18)$$

Finally, the following condition must be verified:

$$R_{c1} \leq R_{x1} \quad (19)$$

OUTPUT SHAFT

1. Calculate:

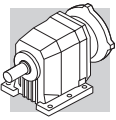
$$R_{x2} = R_{n2} \cdot \frac{a}{b+x} \quad (20)$$

N.B. Subject to condition:

$$\frac{L}{2} \leq x \leq c \quad (21)$$

Finally, the following condition must be verified:

$$R_{c2} \leq R_{x2} \quad (22)$$



24 THRUST LOADS, A_{n1} , A_{n2}

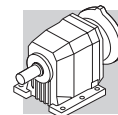
Permissible thrust loads on input [A_{n1}] and output [A_{n2}] shafts are obtained from the radial loading for the shaft under consideration [R_{n1}] and [R_{n2}] through the following equation:

$$\begin{aligned} A_{n1} &= R_{n1} \cdot 0,2 \\ A_{n2} &= R_{n2} \cdot 0,2 \end{aligned} \quad (23)$$

The thrust loads calculated through these formulas apply to thrust forces occurring at the same time as rated radial loads.

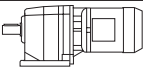




In the only case that no overhung load acts on the shaft the value of the admissible thrust load [A_n] amounts to 50% of rated OHL [R_n] on same shaft.

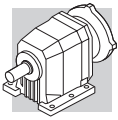
Where thrust loads exceed permissible value or largely prevail over radial loads, contact Bonfiglioli Riduttori for an in-depth analysis of the application.



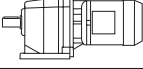



25 GEARMOTOR RATING CHARTS

0.09 kW

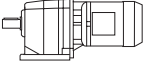



n_2 min ⁻¹	M_2 Nm	S	i	R_{n2} N			 IEC 	
1.0	760	0.8	855.5	7000	C414_855.5 S05 M05A6	139	C414_855.5 P63 BN63A6	140
1.2	654	0.9	735.9	7000	C414_735.9 S05 M05A6	139	C414_735.9 P63 BN63A6	140
1.3	597	1.0	671.3	7000	C414_671.3 S05 M05A6	139	C414_671.3 P63 BN63A6	140
1.5	511	0.9	574.7	6500	C364_574.7 S05 M05A6	135	C364_574.7 P63 BN63A6	136
1.6	483	1.2	543.5	7000	C414_543.5 S05 M05A6	139	C414_543.5 P63 BN63A6	140
1.6	489	0.9	848.5	6500	C364_848.5 S0 M0B4	135	C364_848.5 P56 BN56B4	136
1.8	434	1.0	754.2	6500	C364_754.2 S0 M0B4	135	C364_754.2 P56 BN56B4	136
1.9	407	1.1	458.4	6500	C364_458.4 S05 M05A6	135	C364_458.4 P63 BN63A6	136
2.0	400	1.5	450.2	7000	C414_450.2 S05 M05A6	139	C414_450.2 P63 BN63A6	140
2.0	384	1.2	665.9	6500	C364_665.9 S0 M0B4	135	C364_665.9 P56 BN56B4	136
2.3	331	1.4	574.7	6500	C364_574.7 S0 M0B4	135	C364_574.7 P56 BN56B4	136
2.6	301	1.5	341.7	6500	C364_341.7 S05 M05A6	135	C364_341.7 P63 BN63A6	136
2.6	296	2.0	333.4	7000	C414_333.4 S05 M05A6	139	C414_333.4 P63 BN63A6	140
2.6	298	1.5	517.2	6500	C364_517.2 S0 M0B4	135	C364_517.2 P56 BN56B4	136
2.9	264	1.7	458.4	6500	C364_458.4 S0 M0B4	135	C364_458.4 P56 BN56B4	136
3.2	250	1.1	274.7	5500	C323_274.7 S05 M05A6	131	C323_274.7 P63 BN63A6	132
3.2	242	1.9	420.2	6500	C364_420.2 S0 M0B4	135	C364_420.2 P56 BN56B4	136
3.6	218	2.1	377.9	6500	C364_377.9 S0 M0B4	135	C364_377.9 P56 BN56B4	136
3.9	205	1.0	225.8	5000	C223_225.8 S05 M05A6	127	C223_225.8 P63 BN63A6	128
4.0	197	2.3	341.7	6500	C364_341.7 S0 M0B4	135	C364_341.7 P56 BN56B4	136
4.1	196	1.5	215.6	5500	C323_215.6 S05 M05A6	131	C323_215.6 P63 BN63A6	132
4.2	184	2.4	318.9	6500	C364_318.9 S0 M0B4	135	C364_318.9 P56 BN56B4	136
4.6	168	2.7	290.9	6500	C364_290.9 S0 M0B4	135	C364_290.9 P56 BN56B4	136
4.9	162	1.2	178.5	5000	C223_178.5 S05 M05A6	127	C223_178.5 P63 BN63A6	128
4.9	163	1.6	274.7	5500	C323_274.7 S0 M0B4	131	C323_274.7 P56 BN56B4	132
5.2	155	1.0	261.0	5000	C223_261.0 S0 M0B4	127	C223_261.0 P56 BN56B4	128
5.3	147	3.1	255.0	6500	C364_255.0 S0 M0B4	135	C364_255.0 P56 BN56B4	136
5.5	145	1.8	244.2	5500	C323_244.2 S0 M0B4	131	C323_244.2 P56 BN56B4	132
5.8	138	1.5	151.7	5000	C223_151.7 S05 M05A6	127	C223_151.7 P63 BN63A6	128
5.9	135	2.2	148.4	5500	C323_148.4 S05 M05A6	131	C323_148.4 P63 BN63A6	132
6.0	134	1.4	225.8	5000	C223_225.8 S0 M0B4	127	C223_225.8 P56 BN56B4	128
6.3	128	2.3	215.6	5500	C323_215.6 S0 M0B4	131	C323_215.6 P56 BN56B4	132
6.7	119	1.6	200.7	5000	C223_200.7 S0 M0B4	127	C223_200.7 P56 BN56B4	128
7.2	111	1.8	122.2	5000	C223_122.2 S05 M05A6	127	C223_122.2 P63 BN63A6	128
7.2	111	2.7	122.4	5500	C323_122.4 S05 M05A6	131	C323_122.4 P63 BN63A6	132
7.3	111	2.7	186.0	5500	C323_186.0 S0 M0B4	131	C323_186.0 P56 BN56B4	132
7.6	106	1.9	178.5	5000	C223_178.5 S0 M0B4	127	C223_178.5 P56 BN56B4	128
7.9	102	2.0	112.0	5000	C223_112.0 S05 M05A6	127	C223_112.0 P63 BN63A6	128
8.1	100	3.0	167.4	5500	C323_167.4 S0 M0B4	131	C323_167.4 P56 BN56B4	132
8.8	91	2.2	100.2	5000	C223_100.2 S05 M05A6	127	C223_100.2 P63 BN63A6	128
8.9	90	2.2	151.7	5000	C223_151.7 S0 M0B4	127	C223_151.7 P56 BN56B4	128
9.9	81	2.5	136.5	5000	C223_136.5 S0 M0B4	127	C223_136.5 P56 BN56B4	128
10.7	75	2.7	82.6	5000	C223_82.6 S05 M05A6	127	C223_82.6 P63 BN63A6	128
11.0	73	2.8	122.2	5000	C223_122.2 S0 M0B4	127	C223_122.2 P56 BN56B4	128
12.1	67	3.0	112.0	5000	C223_112.0 S0 M0B4	127	C223_112.0 P56 BN56B4	128
13.3	61	1.5	66.2	2000	C122_66.2 S05 M05A6	123	C122_66.2 P63 BN63A6	124
16.0	51	1.8	55.2	2000	C122_55.2 S05 M05A6	123	C122_55.2 P63 BN63A6	124
18.5	44	2.0	47.6	2000	C122_47.6 S05 M05A6	123	C122_47.6 P63 BN63A6	124
19.7	42	1.1	44.7	1170	C052_44.7 S05 M05A6	122		

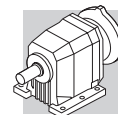


0.09 kW






n_2 min ⁻¹	M_2 Nm	S	i	R_{n2} N				
20.4	40	2.2	66.2	2000	C122_66.2 S0 M0B4	123	C122_66.2 P56 BN56B4	124
20.8	39	2.3	42.3	2000	C122_42.3 S05 M05A6	123	C122_42.3 P63 BN63A6	124
21.8	38	1.2	40.3	1150	C052_40.3 S05 M05A6	122		
23.8	34	2.6	37.0	2000	C122_37.0 S05 M05A6	123	C122_37.0 P63 BN63A6	124
24.2	34	1.3	36.4	1140	C052_36.4 S05 M05A6	122		
24.5	34	2.7	55.2	2000	C122_55.2 S0 M0B4	123	C122_55.2 P56 BN56B4	124
26.8	31	1.5	32.8	1110	C052_32.8 S05 M05A6	122		
26.8	31	2.9	32.8	2000	C122_32.8 S05 M05A6	123	C122_32.8 P63 BN63A6	124
28.4	29	3.1	47.6	2000	C122_47.6 S0 M0B4	123	C122_47.6 P56 BN56B4	124
30	27	1.7	44.7	1170	C052_44.7 S0 M0B4	122		
33	25	1.8	40.3	990	C052_40.3 S0 M0B4	122		
37	22	2.0	36.4	980	C052_36.4 S0 M0B4	122		
41	20	2.3	32.8	960	C052_32.8 S0 M0B4	122		
42	19	2.3	21.0	1020	C052_21.0 S05 M05A6	122		
50	16	2.7	27.1	930	C052_27.1 S0 M0B4	122		
56	15	3.1	15.6	950	C052_15.6 S05 M05A6	122		
66	12	6.5	13.4	2000	C122_13.4 S05 M05A6	123	C122_13.4 P63 BN63A6	124
71	12	3.9	12.5	900	C052_12.5 S05 M05A6	122		
74	11	7.0	11.9	2000	C122_11.9 S05 M05A6	123	C122_11.9 P63 BN63A6	124
78	10	4.3	11.2	880	C052_11.2 S05 M05A6	122		
88	9	7.7	10.1	2000	C122_10.1 S05 M05A6	123	C122_10.1 P63 BN63A6	124
95	9	5.2	9.3	830	C052_9.3 S05 M05A6	122		
100	8	8.4	8.8	2000	C122_8.8 S05 M05A6	123	C122_8.8 P63 BN63A6	124
119	7	6.5	7.4	780	C052_7.4 S05 M05A6	122		
132	6	7.3	6.7	760	C052_6.7 S05 M05A6	122		
146	6	10.9	6.2	1960	C122_6.2 S05 M05A6	123	C122_6.2 P63 BN63A6	124
157	5	11.1	5.6	1850	C122_5.6 S05 M05A6	123	C122_5.6 P63 BN63A6	124
159	5	8.8	5.5	720	C052_5.5 S05 M05A6	122		
187	4	12.6	4.9	1810	C122_4.9 S05 M05A6	123	C122_4.9 P63 BN63A6	124
205	4	13.0	4.3	1730	C122_4.3 S05 M05A6	123	C122_4.3 P63 BN63A6	124
249	3	15.0	3.7	1650	C122_3.7 S05 M05A6	123	C122_3.7 P63 BN63A6	124
275	3	15.4	3.2	1580	C122_3.2 S05 M05A6	123	C122_3.2 P63 BN63A6	124
329	2	17.3	2.8	1510	C122_2.8 S05 M05A6	123	C122_2.8 P63 BN63A6	124

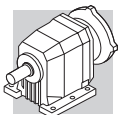
0.12 kW

n_2 min ⁻¹	M_2 Nm	S	i	R_{n2} N				
0.98	1061	0.9	884.9	10000			C514_884.9 P63 BN63B6	144
1.2	860	1.2	717.7	10000			C514_717.7 P63 BN63B6	144
1.5	681	0.9	855.5	7000	C414_855.5 S05 M05A4	139	C414_855.5 P63 BN63A4	140
1.6	643	1.6	808.0	10000			C514_808.0 P63 BN63A4	144
1.7	621	1.0	780.4	7000	C414_780.4 S05 M05A4	139	C414_780.4 P63 BN63A4	140
1.8	586	1.0	735.9	7000	C414_735.9 S05 M05A4	139	C414_735.9 P63 BN63A4	140
2.0	534	1.1	671.3	7000	C414_671.3 S05 M05A4	139	C414_671.3 P63 BN63A4	140
2.0	509	0.9	665.9	6500	C364_665.9 S05 M05A4	135	C364_665.9 P63 BN63A4	136
2.2	474	1.3	595.8	7000	C414_595.8 S05 M05A4	139	C414_595.8 P63 BN63A4	140
2.3	440	1.0	574.7	6500	C364_574.7 S05 M05A4	135	C364_574.7 P63 BN63A4	136







0.12 kW

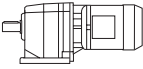



n_2 min ⁻¹	M_2 Nm	S	i	R_{n2} N			 IEC 	
2.4	433	1.4	543.5	7000	C414_543.5 S05 M05A4	139	C414_543.5 P63 BN63A4	140
2.6	396	1.1	517.2	6500	C364_517.2 S05 M05A4	135	C364_517.2 P63 BN63A4	136
2.7	393	1.5	493.5	7000	C414_493.5 S05 M05A4	139	C414_493.5 P63 BN63A4	140
2.9	351	1.3	458.4	6500	C364_458.4 S05 M05A4	135	C364_458.4 P63 BN63A4	136
2.9	358	1.7	450.2	7000	C414_450.2 S05 M05A4	139	C414_450.2 P63 BN63A4	140
3.1	333	1.8	418.5	7000	C414_418.5 S05 M05A4	139	C414_418.5 P63 BN63A4	140
3.2	321	1.4	420.2	6500	C364_420.2 S05 M05A4	135	C364_420.2 P63 BN63A4	136
3.4	304	2.0	381.8	7000	C414_381.8 S05 M05A4	139	C414_381.8 P63 BN63A4	140
3.6	289	1.6	377.9	6500	C364_377.9 S05 M05A4	135	C364_377.9 P63 BN63A4	136
3.9	265	2.3	333.4	7000	C414_333.4 S05 M05A4	139	C414_333.4 P63 BN63A4	140
4.0	261	1.7	341.7	6500	C364_341.7 S05 M05A4	135	C364_341.7 P63 BN63A4	136
4.2	244	1.8	318.9	6500	C364_318.9 S05 M05A4	135	C364_318.9 P63 BN63A4	136
4.3	242	2.5	304.2	7000	C414_304.2 S05 M05A4	139	C414_304.2 P63 BN63A4	140
4.6	223	2.0	290.9	6500	C364_290.9 S05 M05A4	135	C364_290.9 P63 BN63A4	136
4.9	219	0.9	178.5	5000	C223_178.5 S05 M05B6	127	C223_178.5 P63 BN63B6	128
4.9	217	1.2	274.7	5500	C323_274.7 S05 M05A4	131	C323_274.7 P63 BN63A4	132
5.0	209	2.9	263.0	7000	C414_263.0 S05 M05A4	139	C414_263.0 P63 BN63A4	140
5.3	195	2.3	255.0	6500	C364_255.0 S05 M05A4	135	C364_255.0 P63 BN63A4	136
5.5	193	1.3	244.2	5500	C323_244.2 S05 M05A4	131	C323_244.2 P63 BN63A4	132
5.8	177	2.5	230.9	6500	C364_230.9 S05 M05A4	135	C364_230.9 P63 BN63A4	136
6.0	178	1.0	225.8	5000	C223_225.8 S05 M05A4	127	C223_225.8 P63 BN63A4	128
6.3	170	1.8	215.6	5500	C323_215.6 S05 M05A4	131	C323_215.6 P63 BN63A4	132
6.5	163	2.8	206.4	6500	C363_206.4 S05 M05A4	135	C363_206.4 P63 BN63A4	136
6.7	159	1.2	200.7	5000	C223_200.7 S05 M05A4	127	C223_200.7 P63 BN63A4	128
7.3	147	2.0	186.0	5500	C323_186.0 S05 M05A4	131	C323_186.0 P63 BN63A4	132
7.4	145	3.1	183.5	6500	C363_183.5 S05 M05A4	135	C363_183.5 P63 BN63A4	136
7.6	141	1.4	178.5	5000	C223_178.5 S05 M05A4	127	C223_178.5 P63 BN63A4	128
8.1	132	2.3	167.4	5500	C323_167.4 S05 M05A4	131	C323_167.4 P63 BN63A4	132
8.9	120	1.7	151.7	5000	C223_151.7 S05 M05A4	127	C223_151.7 P63 BN63A4	128
9.1	117	2.6	148.4	5500	C323_148.4 S05 M05A4	131	C323_148.4 P63 BN63A4	132
9.9	108	1.9	136.5	5000	C223_136.5 S05 M05A4	127	C223_136.5 P63 BN63A4	128
9.9	108	2.8	136.0	5500	C323_136.0 S05 M05A4	131	C323_136.0 P63 BN63A4	132
11.0	97	3.1	122.4	5500	C323_122.4 S05 M05A4	131	C323_122.4 P63 BN63A4	132
11.0	97	2.1	122.2	5000	C223_122.2 S05 M05A4	127	C223_122.2 P63 BN63A4	128
12.1	89	2.3	112.0	5000	C223_112.0 S05 M05A4	127	C223_112.0 P63 BN63A4	128
13.5	79	2.5	100.2	5000	C223_100.2 S05 M05A4	127	C223_100.2 P63 BN63A4	128
15.3	70	2.9	88.5	5000	C223_88.5 S05 M05A4	127	C223_88.5 P63 BN63A4	128
16.3	65	3.1	82.6	5000	C223_82.6 S05 M05A4	127	C223_82.6 P63 BN63A4	128
20.4	53	1.7	66.2	2000	C122_66.2 S05 M05A4	123	C122_66.2 P63 BN63A4	124
21.3	51	2.5	63.3	5000	C222_63.3 S05 M05A4	127	C222_63.3 P63 BN63A4	128
24.5	45	2.0	55.2	2000	C122_55.2 S05 M05A4	123	C122_55.2 P63 BN63A4	124
24.7	44	3.5	54.7	5000	C222_54.7 S05 M05A4	127	C222_54.7 P63 BN63A4	128
28.4	38	2.3	47.6	2000	C122_47.6 S05 M05A4	123	C122_47.6 P63 BN63A4	124
29.3	37	1.2	44.7	1010	C052_44.7 S05 M05A4	122		
32	34	2.6	42.3	2000	C122_42.3 S05 M05A4	123	C122_42.3 P63 BN63A4	124
33	34	1.3	40.3	990	C052_40.3 S05 M05A4	122		
36	30	1.5	36.4	980	C052_36.4 S05 M05A4	122		
36	30	3.0	37.0	2000	C122_37.0 S05 M05A4	123	C122_37.0 P63 BN63A4	124
40	27	1.6	32.8	960	C052_32.8 S05 M05A4	122		
41	26	3.4	32.8	2000	C122_32.8 S05 M05A4	123	C122_32.8 P63 BN63A4	124
48	23	2.0	27.1	930	C052_27.1 S05 M05A4	122		

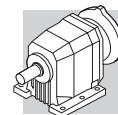


0.12 kW






n_2 min ⁻¹	M_2 Nm	S	i	R_{n2} N				
56	20	2.3	15.6	900	C052_15.6 S05 M05B6	122		
62	18	2.6	21.0	890	C052_21.0 S05 M05A4	122		
69	16	2.5	18.9	860	C052_18.9 S05 M05A4	122		
78	14	3.2	11.2	850	C052_11.2 S05 M05B6	122		
84	13	3.1	15.6	820	C052_15.6 S05 M05A4	122		
105	10	3.8	12.5	780	C052_12.5 S05 M05A4	122		
117	9	4.3	11.2	760	C052_11.2 S05 M05A4	122		
130	8	5.4	6.7	740	C052_6.7 S05 M05B6	122		
141	8	3.9	9.3	720	C052_9.3 S05 M05A4	122		
177	6	4.8	7.4	680	C052_7.4 S05 M05A4	122		
196	6	5.4	6.7	660	C052_6.7 S05 M05A4	122		

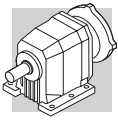
0.18 kW

n_2 min ⁻¹	M_2 Nm	S	i	R_{n2} N				
0.66	2367	1.0	1362	25000			C704_1362 P71 BN71A6	152
0.84	1858	1.2	1069	25000			C704_1069 P71 BN71A6	152
1.2	1262	1.3	726.3	16000	C614_726.3 S1 M1SC6	147	C614_726.3 P71 BN71A6	148
1.3	1248	0.8	717.7	10000	C514_717.7 S1 M1SC6	143	C514_717.7 P71 BN71A6	144
1.5	1049	1.0	884.9	10000			C514_884.9 P63 BN63B4	144
1.6	958	1.0	808.0	10000			C514_808.0 P63 BN63B4	144
1.6	955	1.0	549.7	10000	C514_549.7 S1 M1SC6	143	C514_549.7 P71 BN71A6	144
1.8	861	1.9	726.3	16000			C614_726.3 P63 BN63B4	148
1.8	851	1.2	717.7	10000			C514_717.7 P63 BN63B4	144
1.9	806	1.2	463.9	10000	C514_463.9 S1 M1SC6	143	C514_463.9 P71 BN71A6	144
1.9	803	2.0	462.0	16000	C614_462.0 S1 M1SC6	147	C614_462.0 P71 BN71A6	148
2.0	796	0.8	671.3	7000	C414_671.3 S05 M05B4	139	C414_671.3 P63 BN63B4	140
2.0	783	0.8	450.2	7000	C414_450.2 S1 M1SC6	139	C414_450.2 P71 BN71A6	140
2.0	777	1.3	655.4	10000			C514_655.4 P63 BN63B4	144
2.2	727	0.8	418.5	7000	C414_418.5 S1 M1SC6	139	C414_418.5 P71 BN71A6	140
2.2	723	1.4	415.7	10000	C514_415.7 S1 M1SC6	143	C514_415.7 P71 BN71A6	144
2.2	706	0.8	595.8	7000	C414_595.8 S05 M05B4	139	C414_595.8 P63 BN63B4	140
2.4	660	1.5	379.6	10000	C514_379.6 S1 M1SC6	143	C514_379.6 P71 BN71A6	144
2.4	644	0.9	543.5	7000	C414_543.5 S05 M05B4	139	C414_543.5 P63 BN63B4	140
2.6	587	0.8	341.7	6300	C364_341.7 S1 M1SC6	135	C364_341.7 P71 BN71A6	136
2.7	585	1.0	493.5	7000	C414_493.5 S05 M05B4	139	C414_493.5 P63 BN63B4	140
2.9	534	1.1	450.2	7000	C414_450.2 S05 M05B4	139	C414_450.2 P63 BN63B4	140
2.9	536	0.8	458.4	6500	C364_458.4 S05 M05B4	135	C364_458.4 P63 BN63B4	136
3.1	492	0.9	420.2	6500	C364_420.2 S05 M05B4	135	C364_420.2 P63 BN63B4	136
3.2	496	1.2	418.5	7000	C414_418.5 S05 M05B4	139	C414_418.5 P63 BN63B4	140
3.5	452	1.3	381.8	7000	C414_381.8 S05 M05B4	139	C414_381.8 P63 BN63B4	140
3.5	442	1.0	377.9	6500	C364_377.9 S05 M05B4	135	C364_377.9 P63 BN63B4	136
3.9	400	1.1	341.7	6500	C364_341.7 S05 M05B4	135	C364_341.7 P63 BN63B4	136
4.0	395	1.5	333.4	7000	C414_333.4 S05 M05B4	139	C414_333.4 P63 BN63B4	140
4.1	373	1.2	318.9	6500	C364_318.9 S05 M05B4	135	C364_318.9 P63 BN63B4	136
4.3	371	1.6	209.1	7000	C413_209.1 S1 M1SC6	139	C413_209.1 P71 BN71A6	140
4.3	360	1.7	304.2	7000	C414_304.2 S05 M05B4	139	C414_304.2 P63 BN63B4	140
4.5	340	1.3	290.9	6500	C364_290.9 S05 M05B4	135	C364_290.9 P63 BN63B4	136

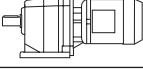





0.18 kW

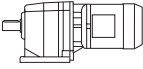



n_2 min ⁻¹	M_2 Nm	S	i	R_{n2} N			 IEC 	
4.7	339	1.8	190.8	7000	C413_190.8 S1 M1SC6	139	C413_190.8 P71 BN71A6	140
4.8	330	0.9	186.0	5500	C323_186.0 S1 M1SC6	131	C323_186.0 P71 BN71A6	132
5.0	312	1.9	263.0	7000	C414_263.0 S05 M05B4	139	C414_263.0 P63 BN63B4	140
5.2	298	1.5	255.0	6500	C364_255.0 S05 M05B4	135	C364_255.0 P63 BN63B4	136
5.4	297	1.0	167.4	5500	C323_167.4 S1 M1SC6	131	C323_167.4 P71 BN71A6	132
5.4	295	0.9	244.2	5500	C323_244.2 S05 M05B4	131	C323_244.2 P63 BN63B4	132
5.7	270	1.7	230.9	6500	C364_230.9 S05 M05B4	135	C364_230.9 P63 BN63B4	136
6.1	261	1.2	215.6	5500	C323_215.6 S05 M05B4	131	C323_215.6 P63 BN63B4	132
6.4	250	1.8	206.4	6500	C363_206.4 S05 M05B4	135	C363_206.4 P63 BN63B4	136
7.1	225	1.3	186.0	5500	C323_186.0 S05 M05B4	131	C323_186.0 P63 BN63B4	132
7.2	222	2.0	183.5	6500	C363_183.5 S05 M05B4	135	C363_183.5 P63 BN63B4	136
7.4	216	0.9	178.5	5000	C223_178.5 S05 M05B4	127	C223_178.5 P63 BN63B4	128
7.9	202	1.5	167.4	5500	C323_167.4 S05 M05B4	131	C323_167.4 P63 BN63B4	132
8.1	196	2.3	162.0	6500	C363_162.0 S05 M05B4	135	C363_162.0 P63 BN63B4	136
8.7	183	1.1	151.7	5000	C223_151.7 S05 M05B4	127	C223_151.7 P63 BN63B4	128
8.9	179	1.7	148.4	5500	C323_148.4 S05 M05B4	131	C323_148.4 P63 BN63B4	132
9.4	169	2.7	139.8	6500	C363_139.8 S05 M05B4	135	C363_139.8 P63 BN63B4	136
9.7	165	1.2	136.5	5000	C223_136.5 S05 M05B4	127	C223_136.5 P63 BN63B4	128
9.7	164	1.8	136.0	5500	C323_136.0 S05 M05B4	131	C323_136.0 P63 BN63B4	132
10.5	152	3.0	125.8	6500	C363_125.8 S05 M05B4	135	C363_125.8 P63 BN63B4	136
10.8	148	2.0	122.4	5500	C323_122.4 S05 M05B4	131	C323_122.4 P63 BN63B4	132
10.8	148	1.4	122.2	5000	C223_122.2 S05 M05B4	127	C223_122.2 P63 BN63B4	128
11.8	135	1.5	112.0	5000	C223_112.0 S05 M05B4	127	C223_112.0 P63 BN63B4	128
11.8	135	3.3	111.5	6500	C363_111.5 S05 M05B4	135	C363_111.5 P63 BN63B4	136
11.9	134	2.2	110.6	5500	C323_110.6 S05 M05B4	131	C323_110.6 P63 BN63B4	132
12.8	125	2.4	103.3	5500	C323_103.3 S05 M05B4	131	C323_103.3 P63 BN63B4	132
12.9	124	3.6	102.2	6500	C363_102.2 S05 M05B4	135	C363_102.2 P63 BN63B4	136
13.2	121	1.7	100.2	5000	C223_100.2 S05 M05B4	127	C223_100.2 P63 BN63B4	128
14.0	114	2.6	94.2	5500	C323_94.2 S05 M05B4	131	C323_94.2 P63 BN63B4	132
14.9	107	1.9	88.5	5000	C223_88.5 S05 M05B4	127	C223_88.5 P63 BN63B4	128
16.0	100	2.0	82.6	5000	C223_82.6 S05 M05B4	127	C223_82.6 P63 BN63B4	128
16.0	100	3.0	82.6	5500	C323_82.6 S05 M05B4	131	C323_82.6 P63 BN63B4	132
17.6	90	2.2	74.8	5000	C223_74.8 S05 M05B4	127	C223_74.8 P63 BN63B4	128
17.7	90	3.2	74.7	5500	C323_74.7 S05 M05B4	131	C323_74.7 P63 BN63B4	132
19.8	83	2.6	66.8	5500	C322_66.8 S05 M05B4	131	C322_66.8 P63 BN63B4	132
20.0	82	1.1	66.2	2000	C122_66.2 S05 M05B4	123	C122_66.2 P63 BN63B4	124
20.2	79	2.5	65.3	5000	C223_65.3 S05 M05B4	127	C223_65.3 P63 BN63B4	128
20.9	78	1.7	63.3	5000	C222_63.3 S05 M05B4	127	C222_63.3 P63 BN63B4	128
22.0	73	2.6	60.0	5000	C223_60.0 S05 M05B4	127	C223_60.0 P63 BN63B4	128
22.2	73	2.9	59.4	5500	C322_59.4 S05 M05B4	131	C322_59.4 P63 BN63B4	132
23.9	68	1.3	55.2	2000	C122_55.2 S05 M05B4	123	C122_55.2 P63 BN63B4	124
24.1	68	2.3	54.7	5000	C222_54.7 S05 M05B4	127	C222_54.7 P63 BN63B4	128
27.1	60	2.6	48.6	5000	C222_48.6 S05 M05B4	127	C222_48.6 P63 BN63B4	128
27.7	59	1.5	47.6	2000	C122_47.6 S05 M05B4	123	C122_47.6 P63 BN63B4	124
31	53	3.6	43.3	5000	C222_43.3 S05 M05B4	127	C222_43.3 P63 BN63B4	128
31	52	1.7	42.3	2000	C122_42.3 S05 M05B4	123	C122_42.3 P63 BN63B4	124
33	50	0.9	40.3	850	C052_40.3 S05 M05B4	122		
36	45	1.0	36.4	850	C052_36.4 S05 M05B4	122		
36	46	2.0	37.0	2000	C122_37.0 S05 M05B4	123	C122_37.0 P63 BN63B4	124
40	40	2.2	32.8	2000	C122_32.8 S05 M05B4	123	C122_32.8 P63 BN63B4	124
40	41	1.1	32.8	840	C052_32.8 S05 M05B4	122		

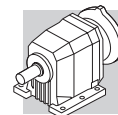


0.18 kW





n_2 min ⁻¹	M_2 Nm	S	i	R_{n2} N				
45	36	2.5	29.5	2000	C122_29.5 S05 M05B4	123	C122_29.5 P63 BN63B4	124
49	34	1.3	27.1	820	C052_27.1 S05 M05B4	122		
52	31	2.8	25.4	2000	C122_25.4 S05 M05B4	123	C122_25.4 P63 BN63B4	124
57	29	3.0	23.2	2000	C122_23.2 S05 M05B4	123	C122_23.2 P63 BN63B4	124
63	26	1.7	21.0	810	C052_21.0 S05 M05B4	122		
64	25	3.2	20.6	2000	C122_20.6 S05 M05B4	123	C122_20.6 P63 BN63B4	124
70	23	1.7	18.9	790	C052_18.9 S05 M05B4	122		
72	23	3.4	18.4	2000	C122_18.4 S05 M05B4	123	C122_18.4 P63 BN63B4	124
77	21	3.6	17.2	2000	C122_17.2 S05 M05B4	123	C122_17.2 P63 BN63B4	124
85	19	2.1	15.6	760	C052_15.6 S05 M05B4	122		
106	15	2.6	12.5	740	C052_12.5 S05 M05B4	122		
118	14	2.9	11.2	720	C052_11.2 S05 M05B4	122		
142	11	2.6	9.3	690	C052_9.3 S05 M05B4	122		
178	9	3.3	7.4	650	C052_7.4 S05 M05B4	122		
197	8	3.6	6.7	640	C052_6.7 S05 M05B4	122		
229	7	7.4	11.9	1670	C122_11.9 S05 M05A2	123	C122_11.9 P63 BN63A2	124
240	7	4.4	5.5	600	C052_5.5 S05 M05B4	122		
268	6	8.1	10.1	1600	C122_10.1 S05 M05A2	123	C122_10.1 P63 BN63A2	124
310	5	8.9	8.8	1530	C122_8.8 S05 M05A2	123	C122_8.8 P63 BN63A2	124
354	5	9.8	7.6	1470	C122_7.6 S05 M05A2	123	C122_7.6 P63 BN63A2	124
440	4	11.3	6.2	1390	C122_6.2 S05 M05A2	123	C122_6.2 P63 BN63A2	124
488	3	11.9	5.6	1300	C122_5.6 S05 M05A2	123	C122_5.6 P63 BN63A2	124
577	3	13.4	4.9	1250	C122_4.9 S05 M05A2	123	C122_4.9 P63 BN63A2	124
635	3	14.0	4.3	1190	C122_4.3 S05 M05A2	123	C122_4.3 P63 BN63A2	124
770	2	16.0	3.7	1140	C122_3.7 S05 M05A2	123	C122_3.7 P63 BN63A2	124
853	2	16.7	3.2	1090	C122_3.2 S05 M05A2	123	C122_3.2 P63 BN63A2	124
1015	2	18.7	2.8	1040	C122_2.8 S05 M05A2	123	C122_2.8 P63 BN63A2	124

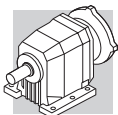
0.25 kW

n_2 min ⁻¹	M_2 Nm	S	i	R_{n2} N				
0.61	3575	1.1	1481	35000			C804_1481 P71 BN71B6	155
0.77	2820	1.4	1168	35000			C804_1168 P71 BN71B6	155
1.2	1753	0.9	726.3	16000	C614_726.3 S1 M1SD6	147	C614_726.3 P71 BN71B6	148
1.6	1330	0.8	808.0	10000			C514_808.0 P63 BN63C4	144
1.6	1327	0.8	549.7	10000	C514_549.7 S1 M1SD6	143	C514_549.7 P71 BN71B6	144
1.9	1134	0.9	717.7	10000			C514_717.7 P71 BN71A4	144
1.9	1120	0.9	463.9	10000	C514_463.9 S1 M1SD6	143	C514_463.9 P71 BN71B6	144
2.0	1101	1.5	668.8	16000			C614_668.8 P63 BN63C4	148
2.4	894	1.8	370.1	16000	C614_370.1 S1 M1SD6	147	C614_370.1 P71 BN71B6	148
2.5	869	1.2	549.7	10000			C514_549.7 P71 BN71A4	144
2.9	741	0.8	450.2	7000	C414_450.2 S05 M05C4	139	C414_450.2 P71 BN71A4	140
3.2	689	0.9	418.5	7000	C414_418.5 S05 M05C4	139	C414_418.5 P71 BN71A4	140
3.2	684	1.5	415.7	10000			C514_415.7 P71 BN71A4	144
3.5	628	1.0	381.8	7000	C414_381.8 S05 M05C4	139	C414_381.8 P71 BN71A4	140
3.5	625	1.6	379.6	10000			C514_379.6 P71 BN71A4	144
3.8	567	0.8	344.3	6500	C364_344.3 S05 M05C4	135	C364_344.3 P71 BN71A4	136
4.0	549	1.1	333.4	7000	C414_333.4 S05 M05C4	139	C414_333.4 P71 BN71A4	140

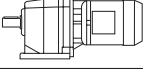





0.25 kW

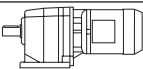



n_2 min ⁻¹	M_2 Nm	S	i	R_{n2} N			 IEC	
4.0	537	1.9	326.1	10000			C514_326.1 P71 BN71A4	144
4.2	511	0.9	318.9	6500	C364_318.9 S05 M05C4	135	C364_318.9 P71 BN71A4	136
4.3	501	1.2	304.2	7000	C414_304.2 S05 M05C4	139	C414_304.2 P71 BN71A4	140
4.4	490	2.0	297.8	10000			C514_297.8 P71 BN71A4	144
4.6	466	1.0	290.9	6500	C364_290.9 S05 M05C4	135	C364_290.9 P71 BN71A4	136
5.0	434	2.3	263.8	10000			C514_263.8 P71 BN71A4	144
5.0	433	1.4	263.0	7000	C414_263.0 S05 M05C4	139	C414_263.0 P71 BN71A4	140
5.3	409	1.1	255.0	6500	C364_255.0 S05 M05C4	135	C364_255.0 P71 BN71A4	136
5.5	395	1.5	239.9	7000	C414_239.9 S05 M05C4	139	C414_239.9 P71 BN71A4	140
5.8	370	1.2	230.9	6500	C364_230.9 S05 M05C4	135	C364_230.9 P71 BN71A4	136
6.3	350	2.9	216.7	10000			C513_216.7 P71 BN71A4	144
6.5	342	1.3	206.4	6500	C363_206.4 S05 M05C4	135	C363_206.4 P71 BN71A4	136
7.2	308	1.9	190.8	7000			C413_190.8 P71 BN71A4	140
7.2	308	1.0	186.0	5500	C323_186.0 S05 M05C4	131	C323_186.0 P71 BN71A4	132
7.3	304	1.5	183.5	6500	C363_183.5 S05 M05C4	135	C363_183.5 P71 BN71A4	136
8.0	277	1.1	167.4	5500	C323_167.4 S05 M05C4	131	C323_167.4 P71 BN71A4	132
8.3	268	1.7	162.0	6500	C363_162.0 S05 M05C4	135	C363_162.0 P71 BN71A4	136
8.4	265	2.3	164.1	7000			C413_164.1 P71 BN71A4	140
9.0	246	1.2	148.4	5500	C323_148.4 S05 M05C4	131	C323_148.4 P71 BN71A4	132
9.6	231	1.9	139.8	6500	C363_139.8 S05 M05C4	135	C363_139.8 P71 BN71A4	136
9.8	226	0.9	136.5	5000	C223_136.5 S05 M05C4	127	C223_136.5 P71 BN71A4	128
9.9	225	1.3	136.0	5500	C323_136.0 S05 M05C4	131	C323_136.0 P71 BN71A4	132
10.3	215	2.8	132.9	7000			C413_132.9 P71 BN71A4	140
10.7	208	2.2	125.8	6500	C363_125.8 S05 M05C4	135	C363_125.8 P71 BN71A4	136
11.0	203	1.5	122.4	5500	C323_122.4 S05 M05C4	131	C323_122.4 P71 BN71A4	132
11.0	202	1.0	122.2	5000	C223_122.2 S05 M05C4	127	C223_122.2 P71 BN71A4	128
12.0	185	1.1	112.0	5000	C223_112.0 S05 M05C4	127	C223_112.0 P71 BN71A4	128
12.0	185	2.4	111.5	6500	C363_111.5 S05 M05C4	135	C363_111.5 P71 BN71A4	136
12.1	183	1.6	110.6	5500	C323_110.6 S05 M05C4	131	C323_110.6 P71 BN71A4	132
13.0	171	1.8	103.3	5500	C323_103.3 S05 M05C4	131	C323_103.3 P71 BN71A4	132
13.1	169	2.7	102.2	6500	C363_102.2 S05 M05C4	135	C363_102.2 P71 BN71A4	136
13.4	166	1.2	100.2	5000	C223_100.2 S05 M05C4	127	C223_100.2 P71 BN71A4	128
14.2	156	1.9	94.2	5500	C323_94.2 S05 M05C4	131	C323_94.2 P71 BN71A4	132
14.6	152	3.0	91.9	6500	C363_91.9 S05 M05C4	135	C363_91.9 P71 BN71A4	136
15.1	147	1.4	88.5	5000	C223_88.5 S05 M05C4	127	C223_88.5 P71 BN71A4	128
16.2	137	1.5	82.6	5000	C223_82.6 S05 M05C4	127	C223_82.6 P71 BN71A4	128
16.2	137	2.2	82.6	5500	C323_82.6 S05 M05C4	131	C323_82.6 P71 BN71A4	132
17.9	124	1.6	74.8	5000	C223_74.8 S05 M05C4	127	C223_74.8 P71 BN71A4	128
17.9	124	2.3	74.7	5500	C323_74.7 S05 M05C4	131	C323_74.7 P71 BN71A4	132
20.1	113	1.9	66.8	5500	C322_66.8 S05 M05C4	131	C322_66.8 P71 BN71A4	132
20.3	112	0.8	66.2	2000	C122_66.2 S05 M05C4	123	C122_66.2 P71 BN71A4	124
20.5	108	1.8	65.3	5000	C223_65.3 S05 M05C4	127	C223_65.3 P71 BN71A4	128
21.2	107	1.2	63.3	5000	C222_63.3 S05 M05C4	127	C222_63.3 P71 BN71A4	128
22.3	99	1.9	60.0	5000	C223_60.0 S05 M05C4	127	C223_60.0 P71 BN71A4	128
22.6	100	2.1	59.4	5500	C322_59.4 S05 M05C4	131	C322_59.4 P71 BN71A4	132
24.3	93	1.0	55.2	2000	C122_55.2 S05 M05C4	123	C122_55.2 P71 BN71A4	124
24.5	93	1.7	54.7	5000	C222_54.7 S05 M05C4	127	C222_54.7 P71 BN71A4	128
25.6	89	3.4	52.4	5500	C322_52.4 S05 M05C4	131	C322_52.4 P71 BN71A4	132
27.5	82	1.9	48.6	5000	C222_48.6 S05 M05C4	127	C222_48.6 P71 BN71A4	128
28.1	80	1.1	47.6	2000	C122_47.6 S05 M05C4	123	C122_47.6 P71 BN71A4	124
31	73	2.6	43.3	4750	C222_43.3 S05 M05C4	127	C222_43.3 P71 BN71A4	128

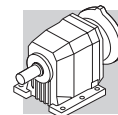


0.25 kW





n_2 min ⁻¹	M_2 Nm	S	i	R_{n2} N				
32	72	1.3	42.3	2000	C122_42.3 S05 M05C4	123	C122_42.3 P71 BN71A4	124
36	63	1.4	37.0	2000	C122_37.0 S05 M05C4	123	C122_37.0 P71 BN71A4	124
36	62	3.2	36.8	4540	C222_36.8 S05 M05C4	127	C222_36.8 P71 BN71A4	128
40	56	3.6	33.1	4500	C222_33.1 S05 M05C4	127	C222_33.1 P71 BN71A4	128
41	55	1.6	32.8	2000	C122_32.8 S05 M05C4	123	C122_32.8 P71 BN71A4	124
45	50	1.8	29.5	2000	C122_29.5 S05 M05C4	123	C122_29.5 P71 BN71A4	124
49	47	1.0	27.1	700	C052_27.1 S05 M05C4	122		
53	43	2.1	25.4	2000	C122_25.4 S05 M05C4	123	C122_25.4 P71 BN71A4	124
58	39	2.2	23.2	2000	C122_23.2 S05 M05C4	123	C122_23.2 P71 BN71A4	124
63	36	1.2	21.0	720	C052_21.0 S05 M05C4	122		
65	35	2.4	20.6	2000	C122_20.6 S05 M05C4	123	C122_20.6 P71 BN71A4	124
70	33	1.2	18.9	710	C052_18.9 S05 M05C4	122		
73	31	2.5	18.4	2000	C122_18.4 S05 M05C4	123	C122_18.4 P71 BN71A4	124
78	29	2.6	17.2	2000	C122_17.2 S05 M05C4	123	C122_17.2 P71 BN71A4	124
85	27	1.5	15.6	700	C052_15.6 S05 M05C4	122		
87	26	2.8	15.4	2000	C122_15.4 S05 M05C4	123	C122_15.4 P71 BN71A4	124
100	23	3.1	13.4	2000	C122_13.4 S05 M05C4	123	C122_13.4 P71 BN71A4	124
106	22	1.9	12.5	690	C052_12.5 S05 M05C4	122		
113	20	3.3	11.9	2000	C122_11.9 S05 M05C4	123	C122_11.9 P71 BN71A4	124
118	19	2.1	11.2	670	C052_11.2 S05 M05C4	122		
133	17	3.7	10.1	1980	C122_10.1 S05 M05C4	123	C122_10.1 P71 BN71A4	124
142	16	1.9	9.3	650	C052_9.3 S05 M05C4	122		
157	14	4.2	17.2	1870	C122_17.2 S05 M05B2	123	C122_17.2 P63 BN63B2	124
178	13	2.4	7.4	620	C052_7.4 S05 M05C4	122		
197	12	2.6	6.7	610	C052_6.7 S05 M05C4	122		
204	11	5.0	13.4	1710	C122_13.4 S05 M05B2	123	C122_13.4 P63 BN63B2	124
230	10	5.4	11.9	1660	C122_11.9 S05 M05B2	123	C122_11.9 P63 BN63B2	124
240	9	3.2	5.5	580	C052_5.5 S05 M05C4	122		
268	8	5.8	10.1	1590	C122_10.1 S05 M05B2	123	C122_10.1 P63 BN63B2	124
311	7	6.5	8.8	1510	C122_8.8 S05 M05B2	123	C122_8.8 P63 BN63B2	124
354	6	7.0	7.6	1460	C122_7.6 S05 M05B2	123	C122_7.6 P63 BN63B2	124
442	5	8.2	6.2	1350	C122_6.2 S05 M05B2	123	C122_6.2 P63 BN63B2	124
489	5	8.6	5.6	1290	C122_5.6 S05 M05B2	123	C122_5.6 P63 BN63B2	124
577	4	9.7	4.9	1240	C122_4.9 S05 M05B2	123	C122_4.9 P63 BN63B2	124
637	4	10.1	4.3	1180	C122_4.3 S05 M05B2	123	C122_4.3 P63 BN63B2	124
770	3	11.5	3.7	1130	C122_3.7 S05 M05B2	123	C122_3.7 P63 BN63B2	124
856	3	12.1	3.2	1080	C122_3.2 S05 M05B2	123	C122_3.2 P63 BN63B2	124
979	2	13.0	2.8	1030	C122_2.8 S05 M05B2	123	C122_2.8 P63 BN63B2	124

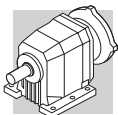
0.37 kW

n_2 min ⁻¹	M_2 Nm	S	i	R_{n2} N				
0.73	4382	1.6	1240	60000	C904_1240 S1 M1LA6	157	C904_1240 P80 BN80A6	158
0.78	4127	1.0	1168	35000			C804_1168 P80 BN80A6	155
0.93	3476	1.2	1481	35000			C804_1481 P71 BN71B4	155
1.2	2741	1.5	1168	35000			C804_1168 P71 BN71B4	155
1.4	2220	1.8	945.7	35000			C804_945.7 P71 BN71B4	155
1.5	2165	1.1	922.6	25000			C704_922.6 P71 BN71B4	152







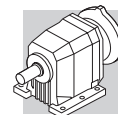
0.37 kW

n_2 min ⁻¹	M_2 Nm	S	i	R_{n2} N				
1.7	1869	0.9	796.1	16000	C614_796.1 S1 M1SD4	147	C614_796.1 P71 BN71B4	148
2.0	1570	1.0	668.8	16000	C614_668.8 S1 M1SD4	147	C614_668.8 P71 BN71B4	148
2.1	1543	1.5	657.3	25000			C704_657.3 P71 BN71B4	152
2.4	1341	1.2	571.2	16000	C614_571.2 S1 M1SD4	147	C614_571.2 P71 BN71B4	148
2.5	1302	1.8	554.7	25000			C704_554.7 P71 BN71B4	152
2.5	1290	0.8	549.7	10000	C514_549.7 S1 M1SD4	143	C514_549.7 P71 BN71B4	144
2.6	1223	1.3	521.1	16000	C614_521.1 S1 M1SD4	147	C614_521.1 P71 BN71B4	148
3.3	989	1.6	421.5	16000	C614_421.5 S1 M1SD4	147	C614_421.5 P71 BN71B4	148
3.3	976	1.0	415.7	10000	C514_415.7 S1 M1SD4	143	C514_415.7 P71 BN71B4	144
3.3	961	2.4	409.4	25000			C704_409.4 P71 BN71B4	152
3.6	891	1.1	379.6	10000	C514_379.6 S1 M1SD4	143	C514_379.6 P71 BN71B4	144
3.7	869	1.8	370.1	16000	C614_370.1 S1 M1SD4	147	C614_370.1 P71 BN71B4	148
4.1	793	2.0	337.7	16000	C614_337.7 S1 M1SD4	147	C614_337.7 P71 BN71B4	148
4.1	783	0.8	333.4	7000	C414_333.4 S1 M1SD4	139	C414_333.4 P71 BN71B4	140
4.2	765	1.3	326.1	10000	C514_326.1 S1 M1SD4	143	C514_326.1 P71 BN71B4	144
4.6	699	1.4	297.8	10000	C514_297.8 S1 M1SD4	143	C514_297.8 P71 BN71B4	144
5.2	619	1.6	263.8	10000	C514_263.8 S1 M1SD4	143	C514_263.8 P71 BN71B4	144
5.2	617	1.0	263.0	7000	C414_263.0 S1 M1SD4	139	C414_263.0 P71 BN71B4	140
5.9	540	0.8	230.9	6300	C364_230.9 S1 M1SD4	135	C364_230.9 P71 BN71B4	136
6.3	520	1.9	216.7	10000	C513_216.7 S1 M1SD4	143	C513_216.7 P71 BN71B4	144
6.6	502	1.2	209.1	7000	C413_209.1 S1 M1SD4	139	C413_209.1 P71 BN71B4	140
6.6	499	0.9	206.4	6500	C363_206.4 S1 M1SD4	135	C363_206.4 P71 BN71B4	136
6.9	475	2.1	197.9	10000	C513_197.9 S1 M1SD4	143	C513_197.9 P71 BN71B4	144
7.2	458	1.3	190.8	7000	C413_190.8 S1 M1SD4	139	C413_190.8 P71 BN71B4	140
7.5	444	1.0	183.5	6500	C363_183.5 S1 M1SD4	135	C363_183.5 P71 BN71B4	136
7.6	431	1.4	179.9	7000	C413_179.9 S1 M1SD4	139	C413_179.9 P71 BN71B4	140
7.8	422	2.4	175.8	10000	C513_175.8 S1 M1SD4	143	C513_175.8 P71 BN71B4	144
8.3	394	1.5	164.1	7000	C413_164.1 S1 M1SD4	139	C413_164.1 P71 BN71B4	140
8.5	385	2.6	160.5	10000	C513_160.5 S1 M1SD4	143	C513_160.5 P71 BN71B4	144
8.5	392	1.1	162.0	6500	C363_162.0 S1 M1SD4	135	C363_162.0 P71 BN71B4	136
9.4	349	1.7	145.6	7000	C413_145.6 S1 M1SD4	139	C413_145.6 P71 BN71B4	140
9.8	338	1.3	139.8	6500	C363_139.8 S1 M1SD4	135	C363_139.8 P71 BN71B4	136
10.1	329	0.9	136.0	5500	C323_136.0 S1 M1SD4	131	C323_136.0 P71 BN71B4	132
10.3	319	1.9	132.9	7000	C413_132.9 S1 M1SD4	139	C413_132.9 P71 BN71B4	140
10.9	304	1.5	125.8	6500	C363_125.8 S1 M1SD4	135	C363_125.8 P71 BN71B4	136
11.2	296	1.0	122.4	5500	C323_122.4 S1 M1SD4	131	C323_122.4 P71 BN71B4	132
11.4	289	2.1	120.6	7000	C413_120.6 S1 M1SD4	139	C413_120.6 P71 BN71B4	140
12.3	270	1.7	111.5	6500	C363_111.5 S1 M1SD4	135	C363_111.5 P71 BN71B4	136
12.4	264	2.3	110.1	7000	C413_110.1 S1 M1SD4	139	C413_110.1 P71 BN71B4	140
12.4	267	1.1	110.6	5500	C323_110.6 S1 M1SD4	131	C323_110.6 P71 BN71B4	132
13.3	250	1.2	103.3	5500	C323_103.3 S1 M1SD4	131	C323_103.3 P71 BN71B4	132
13.4	245	2.4	102.3	7000	C413_102.3 S1 M1SD4	139	C413_102.3 P71 BN71B4	140
13.4	247	1.8	102.2	6500	C363_102.2 S1 M1SD4	135	C363_102.2 P71 BN71B4	136
14.5	228	1.3	94.2	5500	C323_94.2 S1 M1SD4	131	C323_94.2 P71 BN71B4	132
14.7	224	2.7	93.3	7000	C413_93.3 S1 M1SD4	139	C413_93.3 P71 BN71B4	140
14.9	222	2.0	91.9	6500	C363_91.9 S1 M1SD4	135	C363_91.9 P71 BN71B4	136
15.5	214	0.9	88.5	4850	C223_88.5 S1 M1SD4	127	C223_88.5 P71 BN71B4	128
16.5	201	2.2	83.1	6500	C363_83.1 S1 M1SD4	135	C363_83.1 P71 BN71B4	136
16.6	200	1.0	82.6	5000	C223_82.6 S1 M1SD4	127	C223_82.6 P71 BN71B4	128
16.6	200	1.5	82.6	5500	C323_82.6 S1 M1SD4	131	C323_82.6 P71 BN71B4	132
16.8	196	3.1	81.5	7000	C413_81.5 S1 M1SD4	139	C413_81.5 P71 BN71B4	140

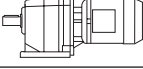





0.37 kW

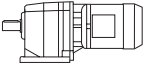



n_2 min ⁻¹	M_2 Nm	S	i	R_{n2} N				
17.7	188	2.4	77.6	6500	C363_77.6 S1 M1SD4	135	C363_77.6 P71 BN71B4	136
18.3	181	1.1	74.8	5000	C223_74.8 S1 M1SD4	127	C223_74.8 P71 BN71B4	128
18.3	181	1.6	74.7	5500	C323_74.7 S1 M1SD4	131	C323_74.7 P71 BN71B4	132
18.4	178	3.4	74.4	7000	C413_74.4 S1 M1SD4	139	C413_74.4 P71 BN71B4	140
19.4	171	2.6	70.8	6500	C363_70.8 S1 M1SD4	135	C363_70.8 P71 BN71B4	136
20.5	165	1.3	66.8	5500	C322_66.8 S1 M1SD4	131	C322_66.8 P71 BN71B4	132
21.0	158	1.3	65.3	5000	C223_65.3 S1 M1SD4	127	C223_65.3 P71 BN71B4	128
21.7	156	0.8	63.3	4850	C222_63.3 S1 M1SD4	127	C222_63.3 P71 BN71B4	128
22.1	150	3.0	62.0	6500	C363_62.0 S1 M1SD4	135	C363_62.0 P71 BN71B4	136
22.8	145	1.3	60.0	5000	C223_60.0 S1 M1SD4	127	C223_60.0 P71 BN71B4	128
23.1	147	1.5	59.4	5500	C322_59.4 S1 M1SD4	131	C322_59.4 P71 BN71B4	132
25.0	135	1.1	54.7	5000	C222_54.7 S1 M1SD4	127	C222_54.7 P71 BN71B4	128
26.1	130	2.3	52.4	5500	C322_52.4 S1 M1SD4	131	C322_52.4 P71 BN71B4	132
28.2	120	1.3	48.6	4850	C222_48.6 S1 M1SD4	127	C222_48.6 P71 BN71B4	128
30	112	2.7	45.3	5500	C322_45.3 S1 M1SD4	131	C322_45.3 P71 BN71B4	132
32	107	1.8	43.3	4530	C222_43.3 S1 M1SD4	127	C222_43.3 P71 BN71B4	128
34	101	3.0	40.7	5500	C322_40.7 S1 M1SD4	131	C322_40.7 P71 BN71B4	132
37	91	1.0	37.0	2000	C122_37.0 S1 M1SD4	123	C122_37.0 P71 BN71B4	124
37	91	2.2	36.8	4360	C222_36.8 S1 M1SD4	127	C222_36.8 P71 BN71B4	128
38	89	3.4	36.1	5500	C322_36.1 S1 M1SD4	131	C322_36.1 P71 BN71B4	132
41	82	2.4	33.1	4240	C222_33.1 S1 M1SD4	127	C222_33.1 P71 BN71B4	128
42	81	1.1	32.8	2000	C122_32.8 S1 M1SD4	123	C122_32.8 P71 BN71B4	124
46	73	2.7	29.6	4130	C222_29.6 S1 M1SD4	127	C222_29.6 P71 BN71B4	128
46	73	1.2	29.5	2000	C122_29.5 S1 M1SD4	123	C122_29.5 P71 BN71B4	124
50	67	3.0	27.2	4100	C222_27.2 S1 M1SD4	127	C222_27.2 P71 BN71B4	128
54	63	1.4	25.4	2000	C122_25.4 S1 M1SD4	123	C122_25.4 P71 BN71B4	124
56	60	3.3	24.3	3920	C222_24.3 S1 M1SD4	127	C222_24.3 P71 BN71B4	128
59	57	1.5	23.2	2000	C122_23.2 S1 M1SD4	123	C122_23.2 P71 BN71B4	124
66	51	1.6	20.6	2000	C122_20.6 S1 M1SD4	123	C122_20.6 P71 BN71B4	124
74	45	1.7	18.4	2000	C122_18.4 S1 M1SD4	123	C122_18.4 P71 BN71B4	124
80	42	1.8	17.2	2000	C122_17.2 S1 M1SD4	123	C122_17.2 P71 BN71B4	124
88	39	1.0	15.6	580	C052_15.6 S1 M1SD4	122		
89	38	1.9	15.4	2000	C122_15.4 S1 M1SD4	123	C122_15.4 P71 BN71B4	124
102	33	2.1	13.4	2000	C122_13.4 S1 M1SD4	123	C122_13.4 P71 BN71B4	124
110	31	1.3	12.5	600	C052_12.5 S1 M1SD4	122		
115	29	2.3	11.9	2000	C122_11.9 S1 M1SD4	123	C122_11.9 P71 BN71B4	124
122	28	1.4	11.2	590	C052_11.2 S1 M1SD4	122		
136	25	2.5	10.1	1930	C122_10.1 S1 M1SD4	123	C122_10.1 P71 BN71B4	124
147	23	1.3	9.3	580	C052_9.3 S1 M1SD4	122		
155	22	2.7	8.8	1850	C122_8.8 S1 M1SD4	123	C122_8.8 P71 BN71B4	124
164	20	2.2	5.5	570	C052_5.5 S1 M1LA6	122		
180	19	3.0	7.6	1780	C122_7.6 S1 M1SD4	123	C122_7.6 P71 BN71B4	124
185	18	1.6	7.4	570	C052_7.4 S1 M1SD4	122		
204	17	1.8	6.7	560	C052_6.7 S1 M1SD4	122		
220	15	3.4	6.2	1650	C122_6.2 S1 M1SD4	123	C122_6.2 P71 BN71B4	124
235	14	3.7	11.9	1610	C122_11.9 S05 M05C2	123	C122_11.9 P71 BN71A2	124
249	14	2.2	5.5	540	C052_5.5 S1 M1SD4	122		
273	12	4.0	10.1	1570	C122_10.1 S05 M05C2	123	C122_10.1 P71 BN71A2	124
318	11	4.5	8.8	1500	C122_8.8 S05 M05C2	123	C122_8.8 P71 BN71A2	124
361	9	4.8	7.6	1440	C122_7.6 S05 M05C2	123	C122_7.6 P71 BN71A2	124
452	7	5.7	6.2	1350	C122_6.2 S05 M05C2	123	C122_6.2 P71 BN71A2	124

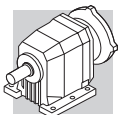


0.37 kW





n_2 min ⁻¹	M_2 Nm	S	i	R_{n2} N				
500	7	6.0	5.6	1290	C122_5.6 S05 M05C2	123	C122_5.6 P71 BN71A2	124
577	6	6.5	4.9	1230	C122_4.9 S05 M05C2	123	C122_4.9 P71 BN71A2	124
651	5	7.0	4.3	1180	C122_3.2 S05 M05C2	123	C122_3.2 P71 BN71A2	124
770	4	7.8	3.7	1120	C122_3.7 S05 M05C2	123	C122_3.7 P71 BN71A2	124
875	4	8.4	3.2	1080	C122_3.2 S05 M05C2	123	C122_3.2 P71 BN71A2	124
1015	3	9.1	2.8	1030	C122_2.8 S05 M05C2	123	C122_2.8 P71 BN71A2	124

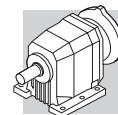
0.55 kW

n_2 min ⁻¹	M_2 Nm	S	i	R_{n2} N				
0.74	6442	1.1	1240	60000	C904_1240 S2 M2SA6	157	C904_1240 P80 BN80B6	158
0.85	5616	2.1	1081	85000	C1004_1081 S2 M2SA6	160	C1004_1081 P80 BN80B6	161
1.0	4792	1.5	922.3	60000	C904_922.3 S2 M2SA6	157	C904_922.3 P80 BN80B6	158
1.1	4381	0.9	1274	35000	C804_1274 S1 M1LA4	154	C804_1274 P80 BN80A4	155
1.1	4295	1.7	1240	60000	C904_1240 S1 M1LA4	157	C904_1240 P80 BN80A4	158
1.3	3549	1.1	1032	35000	C804_1032 S1 M1LA4	154	C804_1032 P80 BN80A4	155
1.4	3484	2.1	1006	60000	C904_1006 S1 M1LA4	157	C904_1006 P80 BN80A4	158
1.6	2939	1.4	854.6	35000	C804_854.6 S1 M1LA4	154	C804_854.6 P80 BN80A4	155
1.6	2923	2.5	844.0	65000	C904_844.0 S1 M1LA4	157	C904_844.0 P80 BN80A4	158
1.9	2531	0.9	736.0	25000	C704_736.0 S1 M1LA4	151	C704_736.0 P80 BN80A4	152
1.9	2492	1.6	724.7	35000	C804_724.7 S1 M1LA4	154	C804_724.7 P80 BN80A4	155
2.1	2284	1.8	664.3	35000	C804_664.3 S1 M1LA4	154	C804_664.3 P80 BN80A4	155
2.1	2260	1.0	657.3	25000	C704_657.3 S1 M1LA4	151	C704_657.3 P80 BN80A4	152
2.4	1978	0.8	571.2	16000	C614_571.2 S1 M1LA4	147	C614_571.2 P80 BN80A4	148
2.5	1907	1.2	554.7	25000	C704_554.7 S1 M1LA4	151	C704_554.7 P80 BN80A4	152
2.6	1820	2.2	529.3	35000	C804_529.3 S1 M1LA4	154	C804_529.3 P80 BN80A4	155
3.0	1600	1.0	462.0	16000	C614_462.0 S1 M1LA4	147	C614_462.0 P80 BN80A4	148
3.1	1566	2.6	455.4	35000	C804_455.4 S1 M1LA4	154	C804_455.4 P80 BN80A4	155
3.1	1525	1.5	443.5	25000	C704_443.5 S1 M1LA4	151	C704_443.5 P80 BN80A4	152
3.3	1460	1.1	421.5	16000	C614_421.5 S1 M1LA4	147	C614_421.5 P80 BN80A4	148
3.6	1315	0.8	379.6	10000	C514_379.6 S1 M1LA4	143	C514_379.6 P80 BN80A4	144
3.7	1282	1.2	370.1	16000	C614_370.1 S1 M1LA4	147	C614_370.1 P80 BN80A4	148
3.8	1254	3.2	364.7	35000	C804_364.7 S1 M1LA4	154	C804_364.7 P80 BN80A4	155
4.0	1184	1.9	344.3	25000	C704_344.3 S1 M1LA4	151	C704_344.3 P80 BN80A4	152
4.1	1170	1.4	337.7	16000	C614_337.7 S1 M1LA4	147	C614_337.7 P80 BN80A4	148
4.2	1130	0.9	326.1	10000	C514_326.1 S1 M1LA4	143	C514_326.1 P80 BN80A4	144
4.6	1031	1.0	297.8	10000	C514_297.8 S1 M1LA4	143	C514_297.8 P80 BN80A4	144
5.0	953	1.7	275.3	16000	C614_275.3 S1 M1LA4	147	C614_275.3 P80 BN80A4	148
5.1	936	2.5	272.2	25000	C704_272.2 S1 M1LA4	151	C704_272.2 P80 BN80A4	152
5.2	914	1.1	263.8	10000	C514_263.8 S1 M1LA4	143	C514_263.8 P80 BN80A4	144
5.7	834	1.2	240.9	10000	C514_240.9 S1 M1LA4	143	C514_240.9 P80 BN80A4	144
5.8	847	2.7	239.3	25000			C703_239.3 P80 BN80A4	152
5.8	825	1.9	238.3	16000	C614_238.3 S1 M1LA4	147	C614_238.3 P80 BN80A4	148
6.2	782	2.9	220.9	25000			C703_220.9 P80 BN80A4	152
6.3	753	2.1	217.4	16000	C614_217.4 S1 M1LA4	147	C614_217.4 P80 BN80A4	148
6.4	767	1.3	216.7	10000	C513_216.7 S1 M1LA4	143	C513_216.7 P80 BN80A4	144
7.0	700	1.4	197.9	10000	C513_197.9 S1 M1LA4	143	C513_197.9 P80 BN80A4	144
7.0	693	2.3	195.8	16000			C613_195.8 P80 BN80A4	148







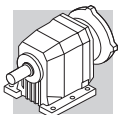
0.55 kW

n_2 min ⁻¹	M_2 Nm	S	i	R_{n2} N				
7.1	687	3.3	194.1	25000			C703_194.1 P80 BN80A4	152
7.7	637	0.9	179.9	7000	C413_179.9 S1 M1LA4	139	C413_179.9 P80 BN80A4	140
7.7	632	2.5	178.6	16000	C513_175.8 S1 M1LA4	143	C613_178.6 P80 BN80A4	148
7.9	622	1.6	175.8	10000			C513_175.8 P80 BN80A4	144
8.4	582	2.7	164.5	16000	C413_164.1 S1 M1LA4	139	C613_164.5 P80 BN80A4	148
8.4	581	1.0	164.1	7000			C413_164.1 P80 BN80A4	140
8.6	568	1.8	160.5	10000	C513_160.5 S1 M1LA4	143	C513_160.5 P80 BN80A4	144
9.2	531	3.0	150.0	16000	C513_147.4 S1 M1LA4	143	C613_150.0 P80 BN80A4	148
9.4	522	1.9	147.4	10000			C513_147.4 P80 BN80A4	144
9.5	516	1.2	145.6	7000	C413_145.6 S1 M1LA4	139	C413_145.6 P80 BN80A4	140
9.8	497	3.2	140.5	16000	C363_139.8 S1 M1LA4	135	C613_140.5 P80 BN80A4	148
9.9	494	0.9	139.8	6500			C363_139.8 P80 BN80A4	136
10.3	477	2.1	134.6	10000	C513_134.6 S1 M1LA4	143	C513_134.6 P80 BN80A4	144
10.4	470	1.3	132.9	7000	C413_132.9 S1 M1LA4	139	C413_132.9 P80 BN80A4	140
11.0	445	1.0	125.8	6500	C363_125.8 S1 M1LA4	135	C363_125.8 P80 BN80A4	136
11.1	440	2.3	124.4	10000	C513_124.4 S1 M1LA4	143	C513_124.4 P80 BN80A4	144
11.4	427	1.4	120.6	7000	C413_120.6 S1 M1LA4	139	C413_120.6 P80 BN80A4	140
12.1	402	2.5	113.6	10000	C513_113.6 S1 M1LA4	143	C513_113.6 P80 BN80A4	144
12.4	394	1.1	111.5	6500	C363_111.5 S1 M1LA4	135	C363_111.5 P80 BN80A4	136
12.5	390	1.5	110.1	7000	C413_110.1 S1 M1LA4	139	C413_110.1 P80 BN80A4	140
13.5	362	1.7	102.3	7000	C413_102.3 S1 M1LA4	139	C413_102.3 P80 BN80A4	140
13.5	361	1.2	102.2	6500	C363_102.2 S1 M1LA4	135	C363_102.2 P80 BN80A4	136
13.6	360	2.8	101.8	10000	C513_101.8 S1 M1LA4	143	C513_101.8 P80 BN80A4	144
14.7	333	0.9	94.2	5500	C323_94.2 S1 M1LA4	131	C323_94.2 P80 BN80A4	132
14.8	330	1.8	93.3	7000	C413_93.3 S1 M1LA4	139	C413_93.3 P80 BN80A4	140
14.8	329	3.0	93.0	10000	C513_93.0 S1 M1LA4	143	C513_93.0 P80 BN80A4	144
15.0	325	1.4	91.9	6500	C363_91.9 S1 M1LA4	135	C363_91.9 P80 BN80A4	136
16.6	294	1.5	83.1	6500	C363_83.1 S1 M1LA4	135	C363_83.1 P80 BN80A4	136
16.7	292	1.0	82.6	5500	C323_82.6 S1 M1LA4	131	C323_82.6 P80 BN80A4	132
16.9	289	2.1	81.5	7000	C413_81.5 S1 M1LA4	139	C413_81.5 P80 BN80A4	140
17.5	284	1.1	52.4	5500	C322_52.4 S2 M2SA6	131	C322_52.4 P80 BN80B6	132
17.8	274	1.6	77.6	6500	C363_77.6 S1 M1LA4	135	C363_77.6 P80 BN80A4	136
18.5	264	1.1	74.7	5500	C323_74.7 S1 M1LA4	131	C323_74.7 P80 BN80A4	132
18.6	263	2.3	74.4	7000	C413_74.4 S1 M1LA4	139	C413_74.4 P80 BN80A4	140
19.5	250	1.8	70.8	6500	C363_70.8 S1 M1LA4	135	C363_70.8 P80 BN80A4	136
20.7	241	0.9	66.8	5500	C322_66.8 S1 M1LA4	131	C322_66.8 P80 BN80A4	132
21.5	228	2.6	64.3	7000	C413_64.3 S1 M1LA4	139	C413_64.3 P80 BN80A4	140
22.2	219	2.1	62.0	6500	C363_62.0 S1 M1LA4	135	C363_62.0 P80 BN80A4	136
22.6	221	1.4	40.7	5500	C322_40.7 S2 M2SA6	131	C322_40.7 P80 BN80B6	132
23.0	212	0.9	60.0	4280	C223_60.0 S1 M1LA4	127	C223_60.0 P80 BN80A4	128
23.2	214	1.0	59.4	5500	C322_59.4 S1 M1LA4	131	C322_59.4 P80 BN80A4	132
23.5	208	2.9	58.7	7000	C413_58.7 S1 M1LA4	139	C413_58.7 P80 BN80A4	140
24.6	198	2.3	56.2	6500	C363_56.2 S1 M1LA4	135	C363_56.2 P80 BN80A4	136
26.3	189	1.6	52.4	5500	C322_52.4 S1 M1LA4	131	C322_52.4 P80 BN80A4	132
26.8	182	3.3	51.5	7000	C413_51.5 S1 M1LA4	139	C413_51.5 P80 BN80A4	140
27.8	180	1.1	33.1	4270	C222_33.1 S2 M2SA6	127	C222_33.1 P80 BN80B6	128
28.7	170	2.6	48.2	6500	C363_48.2 S1 M1LA4	135	C363_48.2 P80 BN80A4	136
30	163	1.8	45.3	5500	C322_45.3 S1 M1LA4	131	C322_45.3 P80 BN80A4	132
31	162	3.1	44.8	7000	C412_44.8 S1 M1LA4	139	C412_44.8 P80 BN80A4	140
32	154	2.9	43.5	6500	C363_43.5 S1 M1LA4	135	C363_43.5 P80 BN80A4	136
32	156	1.2	43.3	4190	C222_43.3 S1 M1LA4	127	C222_43.3 P80 BN80A4	128







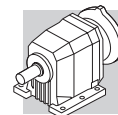
0.55 kW

n_2 min ⁻¹	M_2 Nm	S	i	R_{n2} N			 IEC	
34	147	2.0	40.7	5500	C322_40.7 S1 M1LA4	131	C322_40.7 P80 BN80A4	132
36	135	3.3	38.1	6500	C363_38.1 S1 M1LA4	135	C363_38.1 P80 BN80A4	136
38	133	1.5	36.8	4070	C222_36.8 S1 M1LA4	127	C222_36.8 P80 BN80A4	128
38	130	2.3	36.1	5500	C322_36.1 S1 M1LA4	131	C322_36.1 P80 BN80A4	132
42	119	1.7	33.1	3970	C222_33.1 S1 M1LA4	127	C222_33.1 P80 BN80A4	128
42	119	2.5	33.1	5500	C322_33.1 S1 M1LA4	131	C322_33.1 P80 BN80A4	132
46	107	2.8	29.8	5500	C322_29.8 S1 M1LA4	131	C322_29.8 P80 BN80A4	132
47	107	1.9	29.6	3890	C222_29.6 S1 M1LA4	127	C222_29.6 P80 BN80A4	128
47	106	0.8	29.5	1820	C122_29.5 S1 M1LA4	123	C122_29.5 P80 BN80A4	124
51	98	2.0	27.2	3860	C222_27.2 S1 M1LA4	127	C222_27.2 P80 BN80A4	128
51	97	3.1	26.9	5500	C322_26.9 S1 M1LA4	131	C322_26.9 P80 BN80A4	132
54	92	1.0	25.4	2000	C122_25.4 S1 M1LA4	123	C122_25.4 P80 BN80A4	124
55	91	3.3	25.1	5500	C322_25.1 S1 M1LA4	131	C322_25.1 P80 BN80A4	132
57	88	2.3	24.3	3720	C222_24.3 S1 M1LA4	127	C222_24.3 P80 BN80A4	128
59	84	1.0	23.2	2000	C122_23.2 S1 M1LA4	123	C122_23.2 P80 BN80A4	124
64	77	2.5	21.5	3700	C222_21.5 S1 M1LA4	127	C222_21.5 P80 BN80A4	128
67	74	1.1	20.6	2000	C122_20.6 S1 M1LA4	123	C122_20.6 P80 BN80A4	124
69	72	2.6	20.0	3560	C222_20.0 S1 M1LA4	127	C222_20.0 P80 BN80A4	128
75	66	1.2	18.4	2000	C122_18.4 S1 M1LA4	123	C122_18.4 P80 BN80A4	124
76	65	2.8	18.1	3500	C222_18.1 S1 M1LA4	127	C222_18.1 P80 BN80A4	128
80	62	1.2	17.2	2000	C122_17.2 S1 M1LA4	123	C122_17.2 P80 BN80A4	124
87	57	3.1	15.8	3350	C222_15.8 S1 M1LA4	127	C222_15.8 P80 BN80A4	128
89	56	1.3	15.4	2000	C122_15.4 S1 M1LA4	123	C122_15.4 P80 BN80A4	124
95	53	3.2	14.5	3300	C222_14.5 S1 M1LA4	127	C222_14.5 P80 BN80A4	128
103	48	1.4	13.4	1990	C122_13.4 S1 M1LA4	123	C122_13.4 P80 BN80A4	124
116	43	1.6	11.9	1920	C122_11.9 S1 M1LA4	123	C122_11.9 P80 BN80A4	124
121	41	1.6	7.6	1910	C122_7.6 S2 M2SA6	123	C122_7.6 P80 BN80B6	124
123	40	1.0	11.2	480	C052_11.2 S1 M1LA4	122		
137	36	1.7	10.1	1850	C122_10.1 S1 M1LA4	123	C122_10.1 P80 BN80A4	124
151	33	3.3	6.1	2860	C222_6.1 S2 M2SA6	127	C222_6.1 P80 BN80B6	128
156	32	1.9	8.8	1780	C122_8.8 S1 M1LA4	123	C122_8.8 P80 BN80A4	124
181	28	2.0	7.6	1720	C122_7.6 S1 M1LA4	123	C122_7.6 P80 BN80A4	124
186	27	1.1	7.4	460	C052_7.4 S1 M1LA4	122		
206	24	1.2	6.7	450	C052_6.7 S1 M1LA4	122		
221	22	2.4	6.2	1590	C122_6.2 S1 M1LA4	123	C122_6.2 P80 BN80A4	124
237	21	2.5	11.9	1580	C122_11.9 S1 M1SD2	123	C122_11.9 P71 BN71B2	124
246	20	2.5	5.6	1540	C122_5.6 S1 M1LA4	123	C122_5.6 P80 BN80A4	124
251	20	1.5	5.5	430	C052_5.5 S1 M1LA4	122		
279	18	2.7	10.1	1530	C122_10.1 S1 M1SD2	123	C122_10.1 P71 BN71B2	124
283	18	2.7	4.9	1490	C122_4.9 S1 M1LA4	123	C122_4.9 P80 BN80A4	124
320	16	3.0	8.8	1470	C122_8.8 S1 M1SD2	123	C122_8.8 P71 BN71B2	124
320	16	2.9	4.3	1420	C122_4.3 S1 M1LA4	123	C122_4.3 P80 BN80A4	124
369	14	3.3	7.6	1410	C122_7.6 S1 M1SD2	123	C122_7.6 P71 BN71B2	124
378	13	3.2	3.7	1370	C122_3.7 S1 M1LA4	123	C122_3.7 P80 BN80A4	124
451	11	3.8	6.2	1300	C122_6.2 S1 M1SD2	123	C122_6.2 P71 BN71B2	124
504	10	4.0	5.6	1260	C122_5.6 S1 M1SD2	123	C122_5.6 P71 BN71B2	124
577	9	4.4	4.9	1210	C122_4.9 S1 M1SD2	123	C122_4.9 P71 BN71B2	124
656	8	4.7	4.3	1170	C122_4.3 S1 M1SD2	123	C122_4.3 P71 BN71B2	124
770	6	5.2	3.7	1110	C122_3.7 S1 M1SD2	123	C122_3.7 P71 BN71B2	124
881	6	5.7	3.2	990	C122_3.2 S1 M1SD2	123	C122_3.2 P71 BN71B2	124
1007	5	6.1	2.8	950	C122_2.8 S1 M1SD2	123	C122_2.8 P71 BN71B2	124

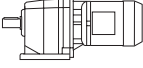





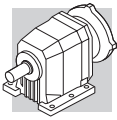
0.75 kW

n_2 min ⁻¹	M_2 Nm	S	i	R_{n2} N				
0.85	7659	1.6	1081	85000	C1004_1081 S2 M2SB6	160	C1004_1081 P90 BN90S6	161
0.91	7127	1.0	1006	60000	C904_1006 S2 M2SB6	157	C904_1006 P90 BN90S6	158
1.1	5773	1.2	1240	35000	C904_1240 S2 M2SA4	157	C904_1240 P80 BN80B4	158
1.5	4403	0.9	945.7	35000	C804_945.7 S2 M2SA4	154	C804_945.7 P80 BN80B4	155
1.5	4294	1.7	922.3	60000	C904_922.3 S2 M2SA4	157	C904_922.3 P80 BN80B4	158
1.8	3647	1.1	783.4	35000	C804_783.4 S2 M2SA4	154	C804_783.4 P80 BN80B4	155
1.8	3602	2.0	773.6	60000	C904_773.6 S2 M2SA4	157	C904_773.6 P80 BN80B4	158
2.1	3093	1.3	664.3	35000	C804_664.3 S2 M2SA4	154	C804_664.3 P80 BN80B4	155
2.1	3039	2.4	652.8	60000	C904_652.8 S2 M2SA4	157	C904_652.8 P80 BN80B4	158
2.6	2487	2.9	534.2	60000	C904_534.2 S2 M2SA4	157	C904_534.2 P80 BN80B4	158
2.6	2464	1.6	529.3	35000	C804_529.3 S2 M2SA4	154	C804_529.3 P80 BN80B4	155
3.1	2128	3.4	457.1	60000	C904_457.1 S2 M2SA4	157	C904_457.1 P80 BN80B4	158
3.1	2120	1.9	455.4	35000	C804_455.4 S2 M2SA4	154	C804_455.4 P80 BN80B4	155
3.2	2065	1.1	443.5	25000	C704_443.5 S2 M2SA4	151	C704_443.5 P80 BN80B4	152
3.3	1962	0.8	421.5	16000	C614_421.5 S2 M2SA4	147	C614_421.5 P80 BN80B4	148
3.4	1906	1.2	409.4	25000	C704_409.4 S2 M2SA4	151	C704_409.4 P80 BN80B4	152
3.8	1723	0.9	370.1	16000	C614_370.1 S2 M2SA4	147	C614_370.1 P80 BN80B4	148
3.8	1733	1.3	239.3	25000	C703_239.3 S2 M2SB6	151	C703_239.3 P90 BN90S6	152
4.1	1572	1.0	337.7	16000	C614_337.7 S2 M2SA4	147	C614_337.7 P80 BN80B4	148
4.3	1563	2.6	215.8	35000	C803_215.8 S2 M2SB6	154	C803_215.8 P90 BN90S6	155
4.4	1480	1.6	317.9	25000	C704_317.9 S2 M2SA4	151	C704_317.9 P80 BN80B4	152
4.6	1405	1.1	301.7	16000	C614_301.7 S2 M2SA4	147	C614_301.7 P80 BN80B4	148
4.7	1417	1.1	195.8	16000	C613_195.8 S2 M2SB6	147	C613_195.8 P90 BN90S6	148
5.1	1282	1.2	275.3	16000	C614_275.3 S2 M2SA4	147	C614_275.3 P80 BN80B4	148
5.1	1267	1.8	272.2	25000	C704_272.2 S2 M2SA4	151	C704_272.2 P80 BN80B4	152
5.2	1293	1.2	178.6	16000	C613_178.6 S2 M2SB6	147	C613_178.6 P90 BN90S6	148
5.3	1228	0.8	263.8	10000	C514_263.8 S2 M2SA4	143	C514_263.8 P80 BN80B4	144
5.6	1191	1.3	164.5	16000	C613_164.5 S2 M2SB6	147	C613_164.5 P90 BN90S6	148
5.8	1121	0.9	240.9	10000	C514_240.9 S2 M2SA4	143	C514_240.9 P80 BN80B4	144
5.8	1139	2.0	239.3	25000	C703_239.3 S2 M2SA4	151	C703_239.3 P80 BN80B4	152
6.3	1051	2.1	220.9	25000	C703_220.9 S2 M2SA4	151	C703_220.9 P80 BN80B4	152
6.4	1012	1.6	217.4	16000	C614_217.4 S2 M2SA4	147	C614_217.4 P80 BN80B4	148
6.5	1031	1.0	216.7	10000	C513_216.7 S2 M2SA4	143	C513_216.7 P80 BN80B4	144
7.1	941	1.1	197.9	10000	C513_197.9 S2 M2SA4	143	C513_197.9 P80 BN80B4	144
7.2	931	1.7	195.8	16000	C613_195.8 S2 M2SA4	147	C613_195.8 P80 BN80B4	148
7.2	924	2.5	194.1	25000	C703_194.1 S2 M2SA4	151	C703_194.1 P80 BN80B4	152
7.8	850	1.9	178.6	16000	C613_178.6 S2 M2SA4	147	C613_178.6 P80 BN80B4	148
8.0	836	1.2	175.8	10000	C513_175.8 S2 M2SA4	143	C513_175.8 P80 BN80B4	144
8.5	782	2.0	164.5	16000	C613_164.5 S2 M2SA4	147	C613_164.5 P80 BN80B4	148
8.6	775	3.0	162.8	25000	C703_162.8 S2 M2SA4	151	C703_162.8 P80 BN80B4	152
8.7	764	1.3	160.5	10000	C513_160.5 S2 M2SA4	143	C513_160.5 P80 BN80B4	144
9.3	714	2.2	150.0	16000	C613_150.0 S2 M2SA4	147	C613_150.0 P80 BN80B4	148
9.5	702	1.4	147.4	10000	C513_147.4 S2 M2SA4	143	C513_147.4 P80 BN80B4	144
10.0	668	2.4	140.5	16000	C613_140.5 S2 M2SA4	147	C613_140.5 P80 BN80B4	148
10.2	654	3.5	137.4	25000	C703_137.4 S2 M2SA4	151	C703_137.4 P80 BN80B4	152
10.4	641	1.6	134.6	10000	C513_134.6 S2 M2SA4	143	C513_134.6 P80 BN80B4	144
10.5	632	0.9	132.9	7000	C413_132.9 S2 M2SA4	139	C413_132.9 P80 BN80B4	140
10.9	610	2.6	128.1	16000	C613_128.1 S2 M2SA4	147	C613_128.1 P80 BN80B4	148
11.3	592	1.7	124.4	10000	C513_124.4 S2 M2SA4	143	C513_124.4 P80 BN80B4	144
11.6	574	1.0	120.6	7000	C413_120.6 S2 M2SA4	139	C413_120.6 P80 BN80B4	140
12.3	541	3.0	113.6	16000	C613_113.6 S2 M2SA4	147	C613_113.6 P80 BN80B4	148

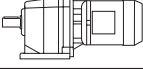





0.75 kW

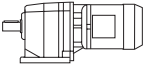



n_2 min ⁻¹	M_2 Nm	S	i	R_{n2} N			 IEC	
12.3	541	1.9	113.6	10000	C513_113.6 S2 M2SA4	143	C513_113.6 P80 BN80B4	144
12.7	524	1.1	110.1	7000	C413_110.1 S2 M2SA4	139	C413_110.1 P80 BN80B4	140
13.5	493	3.2	103.6	16000	C613_103.6 S2 M2SA4	147	C613_103.6 P80 BN80B4	148
13.7	487	1.2	102.3	7000	C413_102.3 S2 M2SA4	139	C413_102.3 P80 BN80B4	140
13.7	485	0.9	102.2	6500	C363_102.2 S2 M2SA4	135	C363_102.2 P80 BN80B4	136
13.8	484	2.1	101.8	10000	C513_101.8 S2 M2SA4	143	C513_101.8 P80 BN80B4	144
15.0	444	1.4	93.3	7000	C413_93.3 S2 M2SA4	139	C413_93.3 P80 BN80B4	140
15.1	442	2.3	93.0	10000	C513_93.0 S2 M2SA4	143	C513_93.0 P80 BN80B4	144
15.2	436	1.0	91.9	6500	C363_91.9 S2 M2SA4	135	C363_91.9 P80 BN80B4	136
16.8	394	1.1	83.1	6500	C363_83.1 S2 M2SA4	135	C363_83.1 P80 BN80B4	136
17.2	388	1.5	81.5	7000	C413_81.5 S2 M2SA4	139	C413_81.5 P80 BN80B4	140
17.5	380	2.6	79.9	10000	C513_79.9 S2 M2SA4	143	C513_79.9 P80 BN80B4	144
18.0	368	1.2	77.6	6500	C363_77.6 S2 M2SA4	135	C363_77.6 P80 BN80B4	136
18.8	354	1.7	74.4	7000	C413_74.4 S2 M2SA4	139	C413_74.4 P80 BN80B4	140
19.2	347	2.9	72.9	10000	C513_72.9 S2 M2SA4	143	C513_72.9 P80 BN80B4	144
19.8	336	1.3	70.8	6500	C363_70.8 S2 M2SA4	135	C363_70.8 P80 BN80B4	136
21.7	307	3.3	64.6	10000	C513_64.6 S2 M2SA4	143	C513_64.6 P80 BN80B4	144
21.8	306	2.0	64.3	7000	C413_64.3 S2 M2SA4	139	C413_64.3 P80 BN80B4	140
22.6	294	1.5	62.0	6500	C363_62.0 S2 M2SA4	135	C363_62.0 P80 BN80B4	136
22.6	301	1.0	40.7	5500	C322_40.7 S2 M2SB6	131	C322_40.7 P90 BN90S6	132
23.9	279	2.1	58.7	7000	C413_58.7 S2 M2SA4	139	C413_58.7 P80 BN80B4	140
24.6	277	2.8	57.0	10000	C512_57.0 S2 M2SA4	143	C512_57.0 P80 BN80B4	144
24.9	266	1.7	56.2	6500	C363_56.2 S2 M2SA4	135	C363_56.2 P80 BN80B4	136
26.7	254	1.2	52.4	5500	C322_52.4 S2 M2SA4	131	C322_52.4 P80 BN80B4	132
27.2	245	2.4	51.5	7000	C413_51.5 S2 M2SA4	139	C413_51.5 P80 BN80B4	140
27.2	250	2.8	51.4	10000	C512_51.4 S2 M2SA4	143	C512_51.4 P80 BN80B4	144
29.1	228	2.0	48.2	6500	C363_48.2 S2 M2SA4	135	C363_48.2 P80 BN80B4	136
29.3	232	3.4	47.8	10000	C512_47.8 S2 M2SA4	143	C512_47.8 P80 BN80B4	144
30	223	2.7	47.0	7000	C413_47.0 S2 M2SA4	139	C413_47.0 P80 BN80B4	140
31	218	2.3	44.8	7000	C412_44.8 S2 M2SA4	139	C412_44.8 P80 BN80B4	140
31	219	1.4	45.3	5500	C322_45.3 S2 M2SA4	131	C322_45.3 P80 BN80B4	132
32	206	2.2	43.5	6500	C363_43.5 S2 M2SA4	135	C363_43.5 P80 BN80B4	136
32	210	0.9	43.3	3810	C222_43.3 S2 M2SA4	127	C222_43.3 P80 BN80B4	128
34	197	1.5	40.7	5500	C322_40.7 S2 M2SA4	131	C322_40.7 P80 BN80B4	132
35	192	3.1	40.3	7000	C413_40.3 S2 M2SA4	139	C413_40.3 P80 BN80B4	140
37	181	2.5	38.1	6500	C363_38.1 S2 M2SA4	135	C363_38.1 P80 BN80B4	136
38	180	2.8	37.1	7000	C412_37.1 S2 M2SA4	139	C412_37.1 P80 BN80B4	140
38	178	1.1	36.8	3750	C222_36.8 S2 M2SA4	127	C222_36.8 P80 BN80B4	128
39	175	1.7	36.1	5500	C322_36.1 S2 M2SA4	131	C322_36.1 P80 BN80B4	132
40	164	2.7	34.6	6500	C363_34.6 S2 M2SA4	135	C363_34.6 P80 BN80B4	136
42	160	1.2	33.1	3680	C222_33.1 S2 M2SA4	127	C222_33.1 P80 BN80B4	128
42	160	1.9	33.1	5500	C322_33.1 S2 M2SA4	131	C322_33.1 P80 BN80B4	132
47	144	2.1	29.8	5500	C322_29.8 S2 M2SA4	131	C322_29.8 P80 BN80B4	132
47	144	1.4	29.6	3630	C222_29.6 S2 M2SA4	127	C222_29.6 P80 BN80B4	128
49	136	3.3	28.7	6490	C363_28.7 S2 M2SA4	135	C363_28.7 P80 BN80B4	136
52	132	1.5	27.2	3600	C222_27.2 S2 M2SA4	127	C222_27.2 P80 BN80B4	128
52	130	2.3	26.9	5500	C322_26.9 S2 M2SA4	131	C322_26.9 P80 BN80B4	132
56	122	2.5	25.1	5460	C322_25.1 S2 M2SA4	131	C322_25.1 P80 BN80B4	132
58	118	1.7	24.3	3510	C222_24.3 S2 M2SA4	127	C222_24.3 P80 BN80B4	128
61	111	2.7	22.9	5300	C322_22.9 S2 M2SA4	131	C322_22.9 P80 BN80B4	132
65	104	1.9	21.5	3480	C222_21.5 S2 M2SA4	127	C222_21.5 P80 BN80B4	128

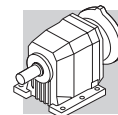


0.75 kW

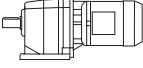




n_2 min ⁻¹	M_2 Nm	S	i	R_{n2} N				
70	97	3.0	20.1	5150	C322_20.1 S2 M2SA4	131	C322_20.1 P80 BN80B4	132
70	97	2.0	20.0	3380	C222_20.0 S2 M2SA4	127	C222_20.0 P80 BN80B4	128
77	88	2.1	18.1	3350	C222_18.1 S2 M2SA4	127	C222_18.1 P80 BN80B4	128
82	83	0.9	17.2	1750	C122_17.2 S2 M2SA4	123	C122_17.2 P80 BN80B4	124
88	77	2.3	15.8	3210	C222_15.8 S2 M2SA4	127	C222_15.8 P80 BN80B4	128
91	75	1.0	15.4	1920	C122_15.4 S2 M2SA4	123	C122_15.4 P80 BN80B4	124
96	70	2.4	14.5	3200	C222_14.5 S2 M2SA4	127	C222_14.5 P80 BN80B4	128
104	65	1.1	13.4	1870	C122_13.4 S2 M2SA4	123	C122_13.4 P80 BN80B4	124
113	60	2.7	12.4	3030	C222_12.4 S2 M2SA4	127	C222_12.4 P80 BN80B4	128
118	58	1.2	11.9	1780	C122_11.9 S2 M2SA4	123	C122_11.9 P80 BN80B4	124
126	54	2.9	11.1	2980	C222_11.1 S2 M2SA4	127	C222_11.1 P80 BN80B4	128
139	49	1.3	10.1	1760	C122_10.1 S2 M2SA4	123	C122_10.1 P80 BN80B4	124
145	47	3.1	9.6	2840	C222_9.6 S2 M2SA4	127	C222_9.6 P80 BN80B4	128
158	43	1.4	8.8	1700	C122_8.8 S2 M2SA4	123	C122_8.8 P80 BN80B4	124
162	42	3.3	8.7	2760	C222_8.7 S2 M2SA4	127	C222_8.7 P80 BN80B4	128
184	37	1.5	7.6	1650	C122_7.6 S2 M2SA4	123	C122_7.6 P80 BN80B4	124
225	30	1.8	6.2	1530	C122_6.2 S2 M2SA4	123	C122_6.2 P80 BN80B4	124
236	29	1.8	11.9	1520	C122_11.9 S1 M1LA2	123	C122_11.9 P80 BN80A2	124
250	27	1.9	5.6	1470	C122_5.6 S2 M2SA4	123	C122_5.6 P80 BN80B4	124
278	24	2.0	10.1	1490	C122_10.1 S1 M1LA2	123	C122_10.1 P80 BN80A2	124
288	24	2.0	4.9	1440	C122_4.9 S2 M2SA4	123	C122_4.9 P80 BN80B4	124
319	22	2.2	8.8	1420	C122_8.8 S1 M1LA2	123	C122_8.8 P80 BN80A2	124
325	21	2.2	4.3	1370	C122_4.3 S2 M2SA4	123	C122_4.3 P80 BN80B4	124
332	20	2.1	2.8	1390	C122_2.8 S2 M2SB6	123	C122_2.8 P90 BN90S6	124
367	19	2.4	7.6	1380	C122_7.6 S1 M1LA2	123	C122_7.6 P80 BN80A2	124
383	18	2.4	3.7	1330	C122_3.7 S2 M2SA4	123	C122_3.7 P80 BN80B4	124
436	16	2.6	3.2	1280	C122_3.2 S2 M2SA4	123	C122_3.2 P80 BN80B4	124
449	15	2.8	6.2	1280	C122_6.2 S1 M1LA2	123	C122_6.2 P80 BN80A2	124
506	13	2.8	2.8	1230	C122_2.8 S2 M2SA4	123	C122_2.8 P80 BN80B4	124
502	14	2.9	5.6	1240	C122_5.6 S1 M1LA2	123	C122_5.6 P80 BN80A2	124
575	12	3.2	4.9	1190	C122_4.9 S1 M1LA2	123	C122_4.9 P80 BN80A2	124
653	11	3.4	4.3	1050	C122_4.3 S1 M1LA2	123	C122_4.3 P80 BN80A2	124
767	9	3.8	3.7	1090	C122_3.7 S1 M1LA2	123	C122_3.7 P80 BN80A2	124
878	8	4.0	3.2	1050	C122_3.2 S1 M1LA2	123	C122_3.2 P80 BN80A2	124
1012	7	4.5	2.8	1010	C122_2.8 S1 M1LA2	123	C122_2.8 P80 BN80A2	124

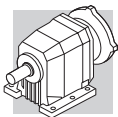
1.1 kW

n_2 min ⁻¹	M_2 Nm	S	i	R_{n2} N				
0.85	11232	1.1	1081	85000	C1004_1081 S3 M3SA6	160	C1004_1081 P90 BN90L6	161
1.0	9437	1.3	908.2	85000	C1004_908.2 S3 M3SA6	160	C1004_908.2 P90 BN90L6	161
1.2	7764	0.9	1137	60000	C904_1137 S2 M2SB4	157	C904_1137 P90 BN90S4	158
1.3	7381	1.6	1081	85000	C1004_1081 S2 M2SB4	160	C1004_1081 P90 BN90S4	161
1.4	6869	1.0	1006	60000	C904_1006 S2 M2SB4	157	C904_1006 P90 BN90S4	158
1.4	6856	1.8	1004	85000	C1004_1004 S2 M2SB4	160	C1004_1004 P90 BN90S4	161
1.7	5763	1.2	844.0	60000	C904_844.0 S2 M2SB4	157	C904_844.0 P90 BN90S4	158
1.7	5758	2.1	843.3	85000	C1004_843.3 S2 M2SB4	160	C1004_843.3 P90 BN90S4	161
2.1	4457	1.6	652.8	60000	C904_652.8 S2 M2SB4	157	C904_652.8 P90 BN90S4	158

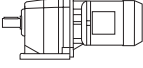





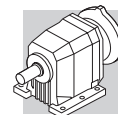
1.1 kW

n_2 min ⁻¹	M_2 Nm	S	i	R_{n2} N			 IEC 	
2.2	4284	2.8	627.4	85000	C1004_627.4 S2 M2SB4	160	C1004_627.4 P90 BN90S4	161
2.6	3648	2.0	534.2	60000	C904_534.2 S2 M2SB4	157	C904_534.2 P90 BN90S4	158
2.6	3614	1.1	529.3	35000	C804_529.3 S2 M2SB4	154	C804_529.3 P90 BN90S4	155
3.3	2861	2.5	419.0	60000	C904_419.0 S2 M2SB4	157	C904_419.0 P90 BN90S4	158
3.4	2851	1.4	417.5	35000	C804_417.5 S2 M2SB4	154	C804_417.5 P90 BN90S4	155
3.8	2490	1.6	364.7	35000	C804_364.7 S2 M2SB4	154	C804_364.7 P90 BN90S4	155
4.1	2351	1.0	344.3	25000	C704_344.3 S2 M2SB4	151	C704_344.3 P90 BN90S4	152
4.2	2283	1.8	334.3	35000	C804_334.3 S2 M2SB4	154	C804_334.3 P90 BN90S4	155
4.4	2171	1.1	317.9	25000	C704_317.9 S2 M2SB4	151	C704_317.9 P90 BN90S4	152
4.6	2060	0.8	301.7	16000	C614_301.7 S2 M2SB4	147	C614_301.7 P90 BN90S4	148
4.9	1951	2.1	285.7	35000	C804_285.7 S2 M2SB4	154	C804_285.7 P90 BN90S4	155
5.1	1880	0.9	275.3	16000	C614_275.3 S2 M2SB4	147	C614_275.3 P90 BN90S4	148
5.1	1859	1.2	272.2	25000	C704_272.2 S2 M2SB4	151	C704_272.2 P90 BN90S4	152
5.6	1716	1.3	251.3	25000	C704_251.3 S2 M2SB4	151	C704_251.3 P90 BN90S4	152
5.6	1746	0.9	164.5	16000	C613_164.5 S3 M3SA6	147	C613_164.5 P90 BN90L6	148
6.1	1593	1.0	150.0	16000	C613_150.0 S3 M3SA6	147	C613_150.0 P90 BN90L6	148
6.3	1542	1.5	220.9	25000	C703_220.9 S2 M2SB4	151	C703_220.9 P90 BN90S4	152
7.2	1366	1.2	195.8	16000	C613_195.8 S2 M2SB4	147	C613_195.8 P90 BN90S4	148
7.8	1250	1.8	179.2	25000	C703_179.2 S2 M2SB4	151	C703_179.2 P90 BN90S4	152
7.8	1246	1.3	178.6	16000	C613_178.6 S2 M2SB4	147	C613_178.6 P90 BN90S4	148
8.5	1148	1.4	164.5	16000	C613_164.5 S2 M2SB4	147	C613_164.5 P90 BN90S4	148
9.3	1049	2.2	150.3	25000	C703_150.3 S2 M2SB4	151	C703_150.3 P90 BN90S4	152
9.3	1047	1.5	150.0	16000	C613_150.0 S2 M2SB4	147	C613_150.0 P90 BN90S4	148
9.5	1029	1.0	147.4	10000	C513_147.4 S2 M2SB4	143	C513_147.4 P90 BN90S4	144
10.0	980	1.6	140.5	16000	C613_140.5 S2 M2SB4	147	C613_140.5 P90 BN90S4	148
10.4	939	1.1	134.6	10000	C513_134.6 S2 M2SB4	143	C513_134.6 P90 BN90S4	144
10.9	894	1.8	128.1	16000	C613_128.1 S2 M2SB4	147	C613_128.1 P90 BN90S4	148
11.0	885	2.6	126.8	25000	C703_126.8 S2 M2SB4	151	C703_126.8 P90 BN90S4	152
11.3	868	1.2	124.4	10000	C513_124.4 S2 M2SB4	143	C513_124.4 P90 BN90S4	144
12.3	793	2.0	113.6	16000	C613_113.6 S2 M2SB4	147	C613_113.6 P90 BN90S4	148
12.3	793	1.3	113.6	10000	C513_113.6 S2 M2SB4	143	C513_113.6 P90 BN90S4	144
12.5	785	2.9	112.4	25000	C703_112.4 S2 M2SB4	151	C703_112.4 P90 BN90S4	152
13.5	723	2.2	103.6	16000	C613_103.6 S2 M2SB4	147	C613_103.6 P90 BN90S4	148
13.8	710	1.4	101.8	10000	C513_101.8 S2 M2SB4	143	C513_101.8 P90 BN90S4	144
15.0	651	0.9	93.3	7000	C413_93.3 S2 M2SB4	139	C413_93.3 P90 BN90S4	140
15.1	649	1.5	93.0	10000	C513_93.0 S2 M2SB4	143	C513_93.0 P90 BN90S4	144
15.4	635	2.5	91.0	16000	C613_91.0 S2 M2SB4	147	C613_91.0 P90 BN90S4	148
16.9	579	2.8	83.0	16000	C613_83.0 S2 M2SB4	147	C613_83.0 P90 BN90S4	148
17.2	569	1.1	81.5	7000	C413_81.5 S2 M2SB4	139	C413_81.5 P90 BN90S4	140
17.5	557	1.8	79.9	10000	C513_79.9 S2 M2SB4	143	C513_79.9 P90 BN90S4	144
18.8	519	1.2	74.4	7000	C413_74.4 S2 M2SB4	139	C413_74.4 P90 BN90S4	140
18.9	518	3.1	74.2	16000	C613_74.2 S2 M2SB4	147	C613_74.2 P90 BN90S4	148
19.2	509	2.0	72.9	10000	C513_72.9 S2 M2SB4	143	C513_72.9 P90 BN90S4	144
19.8	494	0.9	70.8	6500	C363_70.8 S2 M2SB4	135	C363_70.8 P90 BN90S4	136
20.7	472	3.4	67.7	16000	C613_67.7 S2 M2SB4	147	C613_67.7 P90 BN90S4	148
21.7	451	2.2	64.6	10000	C513_64.6 S2 M2SB4	143	C513_64.6 P90 BN90S4	144
21.8	449	1.3	64.3	7000	C413_64.3 S2 M2SB4	139	C413_64.3 P90 BN90S4	140
22.6	433	1.0	62.0	6500	C363_62.0 S2 M2SB4	135	C363_62.0 P90 BN90S4	136
23.7	412	2.4	59.0	10000	C513_59.0 S2 M2SB4	143	C513_59.0 P90 BN90S4	144
23.9	409	1.5	58.7	7000	C413_58.7 S2 M2SB4	139	C413_58.7 P90 BN90S4	140
24.6	406	1.9	57.0	10000	C512_57.0 S2 M2SB4	143	C512_57.0 P90 BN90S4	144

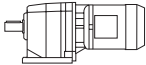





1.1 kW

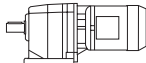



n_2 min ⁻¹	M_2 Nm	S	i	R_{n2} N				
24.9	392	1.1	56.2	6500	C363_56.2 S2 M2SB4	135	C363_56.2 P90 BN90S4	136
27.2	359	1.7	51.5	7000	C413_51.5 S2 M2SB4	139	C413_51.5 P90 BN90S4	140
27.2	366	1.9	51.4	10000	C512_51.4 S2 M2SB4	143	C512_51.4 P90 BN90S4	144
27.4	357	2.8	51.2	10000	C513_51.2 S2 M2SB4	143	C513_51.2 P90 BN90S4	144
29.1	336	1.3	48.2	6500	C363_48.2 S2 M2SB4	135	C363_48.2 P90 BN90S4	136
29.3	341	2.3	47.8	10000	C512_47.8 S2 M2SB4	143	C512_47.8 P90 BN90S4	144
29.8	328	1.8	47.0	7000	C413_47.0 S2 M2SB4	139	C413_47.0 P90 BN90S4	140
30	326	3.1	46.7	10000	C513_46.7 S2 M2SB4	143	C513_46.7 P90 BN90S4	144
31	319	1.6	44.8	7000	C412_44.8 S2 M2SB4	139	C412_44.8 P90 BN90S4	140
31	322	0.9	45.3	5500	C322_45.3 S2 M2SB4	131	C322_45.3 P90 BN90S4	132
32	307	2.5	43.1	10000	C512_43.1 S2 M2SB4	143	C512_43.1 P90 BN90S4	144
32	303	1.5	43.5	6500	C363_43.5 S2 M2SB4	135	C363_43.5 P90 BN90S4	136
34	290	1.0	40.7	5500	C322_40.7 S2 M2SB4	131	C322_40.7 P90 BN90S4	132
35	288	2.8	40.4	10000	C512_40.4 S2 M2SB4	143	C512_40.4 P90 BN90S4	144
35	281	2.1	40.3	7000	C413_40.3 S2 M2SB4	139	C413_40.3 P90 BN90S4	140
37	266	1.7	38.1	6500	C363_38.1 S2 M2SB4	135	C363_38.1 P90 BN90S4	136
38	257	2.3	36.8	7000	C413_36.8 S2 M2SB4	139	C413_36.8 P90 BN90S4	140
38	264	1.9	37.1	7000	C412_37.1 S2 M2SB4	139	C412_37.1 P90 BN90S4	140
39	257	1.2	36.1	5500	C322_36.1 S2 M2SB4	131	C322_36.1 P90 BN90S4	132
40	241	1.9	34.6	6300	C363_34.6 S2 M2SB4	135	C363_34.6 P90 BN90S4	136
42	238	2.1	33.4	7000	C412_33.4 S2 M2SB4	139	C412_33.4 P90 BN90S4	140
42	236	1.3	33.1	5420	C322_33.1 S2 M2SB4	131	C322_33.1 P90 BN90S4	132
45	224	2.2	31.4	7000	C412_31.4 S2 M2SB4	139	C412_31.4 P90 BN90S4	140
45	218	2.6	31.2	7000	C413_31.2 S2 M2SB4	139	C413_31.2 P90 BN90S4	140
47	212	1.4	29.8	5360	C322_29.8 S2 M2SB4	131	C322_29.8 P90 BN90S4	132
47	211	0.9	29.6	3190	C222_29.6 S2 M2SB4	127	C222_29.6 P90 BN90S4	128
49	199	2.8	28.5	7000	C413_28.5 S2 M2SB4	139	C413_28.5 P90 BN90S4	140
49	202	2.5	28.3	7000	C412_28.3 S2 M2SB4	139	C412_28.3 P90 BN90S4	140
49	200	2.2	28.7	6190	C363_28.7 S2 M2SB4	135	C363_28.7 P90 BN90S4	136
52	193	1.0	27.2	3160	C222_27.2 S2 M2SB4	127	C222_27.2 P90 BN90S4	128
52	192	1.6	26.9	5220	C322_26.9 S2 M2SB4	131	C322_26.9 P90 BN90S4	132
53	183	2.4	26.2	5930	C363_26.2 S2 M2SB4	135	C363_26.2 P90 BN90S4	136
56	179	1.7	25.1	5180	C322_25.1 S2 M2SB4	131	C322_25.1 P90 BN90S4	132
58	173	1.2	24.3	3150	C222_24.3 S2 M2SB4	127	C222_24.3 P90 BN90S4	128
61	163	1.8	22.9	5050	C322_22.9 S2 M2SB4	131	C322_22.9 P90 BN90S4	132
62	161	3.1	22.6	6810	C412_22.6 S2 M2SB4	139	C412_22.6 P90 BN90S4	140
63	154	2.8	22.1	5680	C363_22.1 S2 M2SB4	135	C363_22.1 P90 BN90S4	136
65	153	1.3	21.5	3120	C222_21.5 S2 M2SB4	127	C222_21.5 P90 BN90S4	128
70	143	2.1	20.1	4920	C322_20.1 S2 M2SB4	131	C322_20.1 P90 BN90S4	132
70	143	1.3	20.0	3080	C222_20.0 S2 M2SB4	127	C222_20.0 P90 BN90S4	128
74	135	2.8	19.0	5580	C362_19.0 S2 M2SB4	135	C362_19.0 P90 BN90S4	136
77	130	2.1	18.2	4760	C322_18.2 S2 M2SB4	131	C322_18.2 P90 BN90S4	132
77	129	1.4	18.1	3020	C222_18.1 S2 M2SB4	127	C222_18.1 P90 BN90S4	128
81	123	3.1	17.2	5300	C362_17.2 S2 M2SB4	135	C362_17.2 P90 BN90S4	136
88	113	1.6	15.8	2970	C222_15.8 S2 M2SB4	127	C222_15.8 P90 BN90S4	128
90	111	2.4	15.6	4630	C322_15.6 S2 M2SB4	131	C322_15.6 P90 BN90S4	132
96	104	1.6	14.5	2940	C222_14.5 S2 M2SB4	127	C222_14.5 P90 BN90S4	128
99	100	2.5	14.1	4480	C322_14.1 S2 M2SB4	131	C322_14.1 P90 BN90S4	132
113	88	1.8	12.4	2840	C222_12.4 S2 M2SB4	127	C222_12.4 P90 BN90S4	128
114	88	2.8	12.3	4350	C322_12.3 S2 M2SB4	131	C322_12.3 P90 BN90S4	132
125	80	2.9	11.2	4200	C322_11.2 S2 M2SB4	131	C322_11.2 P90 BN90S4	132

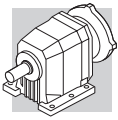


1.1 kW





n_2 min ⁻¹	M_2 Nm	S	i	R_{n2} N				
126	79	1.9	11.1	2800	C222_11.1 S2 M2SB4	127	C222_11.1 P90 BN90S4	128
139	72	0.9	10.1	1400	C122_10.1 S2 M2SB4	123	C122_10.1 P90 BN90S4	124
145	69	2.1	9.6	2700	C222_9.6 S2 M2SB4	127	C222_9.6 P90 BN90S4	128
151	66	3.3	9.3	4030	C322_9.3 S2 M2SB4	131	C322_9.3 P90 BN90S4	132
158	63	0.9	8.8	1560	C122_8.8 S2 M2SB4	123	C122_8.8 P90 BN90S4	124
162	62	2.2	8.7	2630	C222_8.7 S2 M2SB4	127	C222_8.7 P90 BN90S4	128
184	54	1.0	7.6	1550	C122_7.6 S2 M2SB4	123	C122_7.6 P90 BN90S4	124
198	50	2.6	7.1	2510	C222_7.1 S2 M2SB4	127	C222_7.1 P90 BN90S4	128
225	44	1.2	6.2	1220	C122_6.2 S2 M2SB4	123	C122_6.2 P90 BN90S4	124
230	43	2.4	6.1	2380	C222_6.1 S2 M2SB4	127	C222_6.1 P90 BN90S4	128
235	43	1.2	11.9	1420	C122_11.9 S2 M2SA2	123	C122_11.9 P80 BN80B2	124
250	40	1.3	5.6	1270	C122_5.6 S2 M2SB4	123	C122_5.6 P90 BN90S4	124
250	40	2.6	5.6	2350	C222_5.6 S2 M2SB4	127	C222_5.6 P90 BN90S4	128
252	40	3.0	11.1	2980	C222_11.1 S2 M2SA2	127	C222_11.1 P80 BN80B2	128
252	40	1.2	3.7	1320	C122_3.7 S3 M3SA6	123	C122_3.7 P90 BN90L6	124
278	36	1.4	10.1	1420	C122_10.1 S2 M2SA2	123	C122_10.1 P80 BN80B2	124
288	35	1.4	4.9	1370	C122_4.9 S2 M2SB4	123	C122_4.9 P90 BN90S4	124
294	34	2.9	4.8	2240	C222_4.8 S2 M2SB4	127	C222_4.8 P90 BN90S4	128
318	32	1.5	8.8	1370	C122_8.8 S2 M2SA2	123	C122_8.8 P80 BN80B2	124
325	31	1.5	4.3	1320	C122_4.3 S2 M2SB4	123	C122_4.3 P90 BN90S4	124
329	30	3.1	4.3	2200	C222_4.3 S2 M2SB4	127	C222_4.3 P90 BN90S4	128
332	30	1.4	2.8	1320	C122_2.8 S3 M3SA6	123	C122_2.8 P90 BN90L6	124
338	30	3.2	2.7	2160	C222_2.7 S3 M3SA6	127	C222_2.7 P90 BN90L6	128
367	27	1.7	7.6	1330	C122_7.6 S2 M2SA2	123	C122_7.6 P80 BN80B2	124
378	26	3.4	3.7	2090	C222_3.7 S2 M2SB4	127	C222_3.7 P90 BN90S4	128
383	26	1.6	3.7	1280	C122_3.7 S2 M2SB4	123	C122_3.7 P90 BN90S4	124
436	23	1.8	3.2	1230	C122_3.2 S2 M2SB4	123	C122_3.2 P90 BN90S4	124
449	22	1.9	6.2	1230	C122_6.2 S2 M2SA2	123	C122_6.2 P80 BN80B2	124
500	20	2.0	5.6	1190	C122_5.6 S2 M2SA2	123	C122_5.6 P80 BN80B2	124
506	20	1.9	2.8	1190	C122_2.8 S2 M2SB4	123	C122_2.8 P90 BN90S4	124
575	17	2.2	4.9	1150	C122_4.9 S2 M2SA2	123	C122_4.9 P80 BN80B2	124
651	16	2.3	4.3	1110	C122_4.3 S2 M2SA2	123	C122_4.3 P80 BN80B2	124
767	13	2.6	3.7	1070	C122_3.7 S2 M2SA2	123	C122_3.7 P80 BN80B2	124
875	12	1.5	3.2	1020	C122_3.2 S2 M2SA2	123	C122_3.2 P80 BN80B2	124
1012	10	3.0	2.8	980	C122_2.8 S2 M2SA2	123	C122_2.8 P80 BN80B2	124

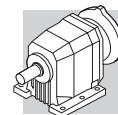
1.5 kW

n_2 min ⁻¹	M_2 Nm	S	i	R_{n2} N				
1.0	12595	1.0	908.2	85000	C1004_908.2 S3 M3LA6	160	C1004_908.2 P100 BN100LA6	161
1.3	9994	1.2	1081	85000	C1004_1081 S3 M3SA4	160	C1004_1081 P90 BN90LA4	161
1.6	8397	1.4	908.2	85000	C1004_908.2 S3 M3SA4	160	C1004_908.2 P90 BN90LA4	161
1.7	7803	0.9	844.0	60000	C904_844.0 S3 M3SA4	157	C904_844.0 P90 BN90LA4	158
2.0	6659	1.8	720.3	85000	C1004_720.3 S3 M3SA4	160	C1004_720.3 P90 BN90LA4	161
2.0	6584	1.1	712.2	60000	C904_712.2 S3 M3SA4	157	C904_712.2 P90 BN90LA4	158
2.6	4939	1.5	534.2	60000	C904_534.2 S3 M3SA4	157	C904_534.2 P90 BN90LA4	158
3.1	4226	1.7	457.1	60000	C904_457.1 S3 M3SA4	157	C904_457.1 P90 BN90LA4	158
3.1	4210	1.0	455.4	35000	C804_455.4 S3 M3SA4	154	C804_455.4 P90 BN90LA4	155

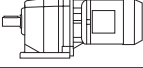





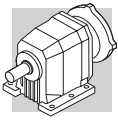
1.5 kW

n_2 min ⁻¹	M_2 Nm	S	i	R_{n2} N				
3.4	3874	1.9	419.0	60000	C904_419.0 S3 M3SA4	157	C904_419.0 P90 BN90LA4	158
3.4	3860	1.0	417.5	35000	C804_417.5 S3 M3SA4	154	C804_417.5 P90 BN90LA4	155
4.2	3134	2.3	339.0	60000	C904_339.0 S3 M3SA4	157	C904_339.0 P90 BN90LA4	158
4.2	3091	1.3	334.3	35000	C804_334.3 S3 M3SA4	154	C804_334.3 P90 BN90LA4	155
4.8	2708	2.7	292.9	60000	C904_292.9 S3 M3SA4	157	C904_292.9 P90 BN90LA4	158
4.9	2641	1.5	285.7	35000	C804_285.7 S3 M3SA4	154	C804_285.7 P90 BN90LA4	155
5.2	2517	0.9	272.2	25000	C704_272.2 S3 M3SA4	151	C704_272.2 P90 BN90LA4	152
5.4	2421	1.7	261.9	35000	C804_261.9 S3 M3SA4	154	C804_261.9 P90 BN90LA4	155
5.6	2323	1.0	251.3	25000	C704_251.3 S3 M3SA4	151	C704_251.3 P90 BN90LA4	152
5.9	2261	1.0	239.3	25000	C703_239.3 S3 M3SA4	151	C703_239.3 P90 BN90LA4	152
6.5	2010	0.8	217.4	16000	C614_217.4 S3 M3SA4	147	C614_217.4 P90 BN90LA4	148
6.5	2039	2.0	215.8	35000	C803_215.8 S3 M3SA4	154	C803_215.8 P90 BN90LA4	155
7.3	1834	1.3	194.1	25000	C703_194.1 S3 M3SA4	151	C703_194.1 P90 BN90LA4	152
7.9	1693	1.4	179.2	25000	C703_179.2 S3 M3SA4	151	C703_179.2 P90 BN90LA4	152
7.9	1687	0.9	178.6	16000	C613_178.6 S3 M3SA4	147	C613_178.6 P90 BN90LA4	148
8.3	1597	2.5	169.0	35000	C803_169.0 S3 M3SA4	154	C803_169.0 P90 BN90LA4	155
8.6	1554	1.0	164.5	16000	C613_164.5 S3 M3SA4	147	C613_164.5 P90 BN90LA4	148
9.4	1420	1.6	150.3	25000	C703_150.3 S3 M3SA4	151	C703_150.3 P90 BN90LA4	152
9.4	1418	1.1	150.0	16000	C613_150.0 S3 M3SA4	147	C613_150.0 P90 BN90LA4	148
9.5	1409	2.8	149.1	35000	C803_149.1 S3 M3SA4	154	C803_149.1 P90 BN90LA4	155
10.0	1327	1.2	140.5	16000	C613_140.5 S3 M3SA4	147	C613_140.5 P90 BN90LA4	148
10.3	1298	1.8	137.4	25000	C703_137.4 S3 M3SA4	151	C703_137.4 P90 BN90LA4	152
10.3	1291	3.1	136.7	35000	C803_136.7 S3 M3SA4	154	C803_136.7 P90 BN90LA4	155
11.0	1211	1.3	128.1	16000	C613_128.1 S3 M3SA4	147	C613_128.1 P90 BN90LA4	148
11.1	1198	1.9	126.8	25000	C703_126.8 S3 M3SA4	151	C703_126.8 P90 BN90LA4	152
12.4	1073	1.5	113.6	16000	C613_113.6 S3 M3SA4	147	C613_113.6 P90 BN90LA4	148
12.4	1073	0.9	113.6	10000	C513_113.6 S3 M3SA4	143	C513_113.6 P90 BN90LA4	144
13.6	981	2.3	103.8	25000	C703_103.8 S3 M3SA4	151	C703_103.8 P90 BN90LA4	152
13.6	979	1.6	103.6	16000	C613_103.6 S3 M3SA4	147	C613_103.6 P90 BN90LA4	148
13.8	962	1.0	101.8	10000	C513_101.8 S3 M3SA4	143	C513_101.8 P90 BN90LA4	144
15.2	878	1.1	93.0	10000	C513_93.0 S3 M3SA4	143	C513_93.0 P90 BN90LA4	144
15.5	860	1.9	91.0	16000	C613_91.0 S3 M3SA4	147	C613_91.0 P90 BN90LA4	148
16.0	833	2.8	88.2	25000	C703_88.2 S3 M3SA4	151	C703_88.2 P90 BN90LA4	152
16.5	826	1.0	57.0	10000	C512_57.0 S3 M3LA6	143	C512_57.0 P100 BN100LA6	144
17.0	785	2.0	83.0	16000	C613_83.0 S3 M3SA4	147	C613_83.0 P90 BN90LA4	148
17.3	769	3.0	81.4	25000	C703_81.4 S3 M3SA4	151	C703_81.4 P90 BN90LA4	152
17.7	755	1.3	79.9	10000	C513_79.9 S3 M3SA4	143	C513_79.9 P90 BN90LA4	144
18.3	744	1.0	51.4	10000	C512_51.4 S3 M3LA6	143	C512_51.4 P100 BN100LA6	144
19.0	701	2.3	74.2	16000	C613_74.2 S3 M3SA4	147	C613_74.2 P90 BN90LA4	148
19.3	689	1.5	72.9	10000	C513_72.9 S3 M3SA4	143	C513_72.9 P90 BN90LA4	144
19.7	692	1.2	47.8	10000	C512_47.8 S3 M3LA6	143	C512_47.8 P100 BN100LA6	144
19.8	674	3.4	71.3	25000	C703_71.3 S3 M3SA4	151	C703_71.3 P90 BN90LA4	152
20.8	640	2.5	67.7	16000	C613_67.7 S3 M3SA4	147	C613_67.7 P90 BN90LA4	148
21.8	624	1.3	43.1	10000	C512_43.1 S3 M3LA6	143	C512_43.1 P100 BN100LA6	144
21.8	610	1.6	64.6	10000	C513_64.6 S3 M3SA4	143	C513_64.6 P90 BN90LA4	144
21.9	607	1.0	64.3	7000	C413_64.3 S3 M3SA4	139	C413_64.3 P90 BN90LA4	140
23.9	557	1.8	59.0	10000	C513_59.0 S3 M3SA4	143	C513_59.0 P90 BN90LA4	144
24.0	554	1.1	58.7	7000	C413_58.7 S3 M3SA4	139	C413_58.7 P90 BN90LA4	140
24.1	554	2.9	58.6	16000	C613_58.6 S3 M3SA4	147	C613_58.6 P90 BN90LA4	148
24.7	550	1.4	57.0	10000	C512_57.0 S3 M3SA4	143	C512_57.0 P90 BN90LA4	144
26.4	505	3.2	53.5	16000	C613_53.5 S3 M3SA4	147	C613_53.5 P90 BN90LA4	148







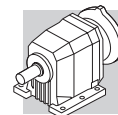
1.5 kW

n_2 min ⁻¹	M_2 Nm	S	i	R_{n2} N			 IEC	
27.4	486	1.2	51.5	7000	C413_51.5 S3 M3SA4	139	C413_51.5 P90 BN90LA4	140
27.4	496	1.4	51.4	10000	C512_51.4 S3 M3SA4	143	C512_51.4 P90 BN90LA4	144
27.6	483	2.1	51.2	10000	C513_51.2 S3 M3SA4	143	C513_51.2 P90 BN90LA4	144
29.3	457	1.0	48.2	6290	C363_48.2 S3 M3SA4	135	C363_48.2 P90 BN90LA4	136
29.5	462	1.7	47.8	10000	C512_47.8 S3 M3SA4	143	C512_47.8 P90 BN90LA4	144
30	444	1.4	47.0	7000	C413_47.0 S3 M3SA4	139	C413_47.0 P90 BN90LA4	140
30	441	2.3	46.7	10000	C513_46.7 S3 M3SA4	143	C513_46.7 P90 BN90LA4	144
32	432	1.2	44.8	7000	C412_44.8 S3 M3SA4	139	C412_44.8 P90 BN90LA4	140
32	412	1.1	43.5	6110	C363_43.5 S3 M3SA4	135	C363_43.5 P90 BN90LA4	136
33	416	1.9	43.1	10000	C512_43.1 S3 M3SA4	143	C512_43.1 P90 BN90LA4	144
35	382	2.6	40.5	10000	C513_40.5 S3 M3SA4	143	C513_40.5 P90 BN90LA4	144
35	390	2.0	40.4	10000	C512_40.4 S3 M3SA4	143	C512_40.4 P90 BN90LA4	144
35	381	1.6	40.3	7000	C413_40.3 S3 M3SA4	139	C413_40.3 P90 BN90LA4	140
37	361	1.2	38.1	6110	C363_38.1 S3 M3SA4	135	C363_38.1 P90 BN90LA4	136
38	358	1.4	37.1	7000	C412_37.1 S3 M3SA4	139	C412_37.1 P90 BN90LA4	140
38	348	1.7	36.8	7000	C413_36.8 S3 M3SA4	139	C413_36.8 P90 BN90LA4	140
39	351	2.2	36.4	10000	C512_36.4 S3 M3SA4	143	C512_36.4 P90 BN90LA4	144
39	350	0.9	36.1	5100	C322_36.1 S3 M3SA4	131	C322_36.1 P90 BN90LA4	132
41	328	1.4	34.6	5950	C363_34.6 S3 M3SA4	135	C363_34.6 P90 BN90LA4	136
42	322	1.6	33.4	7000	C412_33.4 S3 M3SA4	139	C412_33.4 P90 BN90LA4	140
43	319	2.5	33.0	10000	C512_33.0 S3 M3SA4	143	C512_33.0 P90 BN90LA4	144
43	321	0.9	33.1	5050	C322_33.1 S3 M3SA4	131	C322_33.1 P90 BN90LA4	132
45	303	1.6	31.4	6990	C412_31.4 S3 M3SA4	139	C412_31.4 P90 BN90LA4	140
45	295	1.9	31.2	7000	C413_31.2 S3 M3SA4	139	C413_31.2 P90 BN90LA4	140
47	287	2.8	29.8	10000	C512_29.8 S3 M3SA4	143	C512_29.8 P90 BN90LA4	144
47	288	1.0	29.8	4970	C322_29.8 S3 M3SA4	131	C322_29.8 P90 BN90LA4	132
49	272	1.7	28.7	5830	C363_28.7 S3 M3SA4	135	C363_28.7 P90 BN90LA4	136
50	273	1.8	28.3	6830	C412_28.3 S3 M3SA4	139	C412_28.3 P90 BN90LA4	140
52	261	1.2	26.9	4890	C322_26.9 S3 M3SA4	131	C322_26.9 P90 BN90LA4	132
54	250	3.2	25.9	10000	C512_25.9 S3 M3SA4	143	C512_25.9 P90 BN90LA4	144
54	249	1.8	26.2	5710	C363_26.2 S3 M3SA4	135	C363_26.2 P90 BN90LA4	136
56	242	2.1	25.0	6680	C412_25.0 S3 M3SA4	139	C412_25.0 P90 BN90LA4	140
56	243	1.2	25.1	4840	C322_25.1 S3 M3SA4	131	C322_25.1 P90 BN90LA4	132
62	222	1.3	22.9	4750	C322_22.9 S3 M3SA4	131	C322_22.9 P90 BN90LA4	132
63	218	2.3	22.6	6510	C412_22.6 S3 M3SA4	139	C412_22.6 P90 BN90LA4	140
64	210	2.0	22.1	5530	C363_22.1 S3 M3SA4	135	C363_22.1 P90 BN90LA4	136
66	208	0.9	21.5	2600	C222_21.5 S3 M3SA4	127	C222_21.5 P90 BN90LA4	128
70	195	1.5	20.1	4650	C322_20.1 S3 M3SA4	131	C322_20.1 P90 BN90LA4	132
70	194	1.0	20.0	2740	C222_20.0 S3 M3SA4	127	C222_20.0 P90 BN90LA4	128
71	191	2.5	19.8	6330	C412_19.8 S3 M3SA4	139	C412_19.8 P90 BN90LA4	140
74	184	2.1	19.0	5330	C362_19.0 S3 M3SA4	135	C362_19.0 P90 BN90LA4	136
78	176	1.6	18.2	4520	C322_18.2 S3 M3SA4	131	C322_18.2 P90 BN90LA4	132
78	176	1.0	18.1	2700	C222_18.1 S3 M3SA4	127	C222_18.1 P90 BN90LA4	128
79	172	2.8	17.8	6160	C412_17.8 S3 M3SA4	139	C412_17.8 P90 BN90LA4	140
82	167	2.3	17.2	5140	C362_17.2 S3 M3SA4	135	C362_17.2 P90 BN90LA4	136
89	153	2.9	15.8	6000	C412_15.8 S3 M3SA4	139	C412_15.8 P90 BN90LA4	140
89	153	1.1	15.8	2700	C222_15.8 S3 M3SA4	127	C222_15.8 P90 BN90LA4	128
90	151	1.8	15.6	4410	C322_15.6 S3 M3SA4	131	C322_15.6 P90 BN90LA4	132
96	143	2.7	14.8	5030	C362_14.8 S3 M3SA4	135	C362_14.8 P90 BN90LA4	136
97	141	1.2	14.5	2700	C222_14.5 S3 M3SA4	127	C222_14.5 P90 BN90LA4	128
99	137	3.2	14.2	5830	C412_14.2 S3 M3SA4	139	C412_14.2 P90 BN90LA4	140

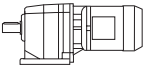





1.5 kW

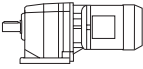



n_2 min ⁻¹	M_2 Nm	S	i	R_{n2} N				
100	136	1.8	14.1	4280	C322_14.1 S3 M3SA4	131	C322_14.1 P90 BN90LA4	132
106	129	2.9	13.3	4890	C362_13.3 S3 M3SA4	135	C362_13.3 P90 BN90LA4	136
114	120	1.3	12.4	2630	C222_12.4 S3 M3SA4	127	C222_12.4 P90 BN90LA4	128
114	119	2.1	12.3	4180	C322_12.3 S3 M3SA4	131	C322_12.3 P90 BN90LA4	132
121	113	3.4	11.7	4740	C362_11.7 S3 M3SA4	135	C362_11.7 P90 BN90LA4	136
126	109	2.1	11.2	4050	C322_11.2 S3 M3SA4	131	C322_11.2 P90 BN90LA4	132
127	107	1.4	11.1	2600	C222_11.1 S3 M3SA4	127	C222_11.1 P90 BN90LA4	128
146	93	1.6	9.6	2530	C222_9.6 S3 M3SA4	127	C222_9.6 P90 BN90LA4	128
152	90	2.4	9.3	3900	C322_9.3 S3 M3SA4	131	C322_9.3 P90 BN90LA4	132
163	84	1.6	8.7	2470	C222_8.7 S3 M3SA4	127	C222_8.7 P90 BN90LA4	128
166	82	2.5	8.5	3790	C322_8.5 S3 M3SA4	131	C322_8.5 P90 BN90LA4	132
177	77	1.8	15.8	2440	C222_15.8 S2 M2SB2	127	C222_15.8 P90 BN90SA2	128
190	72	2.3	5.0	3610	C322_5.0 S3 M3LA6	131	C322_5.0 P100 BN100LA6	132
197	69	2.9	7.2	3640	C322_7.2 S3 M3SA4	131	C322_7.2 P90 BN90LA4	132
199	69	1.9	7.1	2380	C222_7.1 S3 M3SA4	127	C222_7.1 P90 BN90LA4	128
203	67	3.0	4.6	4050	C362_4.6 S3 M3LA6	135	C362_4.6 P100 BN100LA6	136
225	61	2.6	6.3	3450	C322_6.3 S3 M3SA4	131	C322_6.3 P90 BN90LA4	132
226	60	0.9	6.2	600	C122_6.2 S3 M3SA4	123	C122_6.2 P90 BN90LA4	124
232	59	1.8	6.1	2250	C222_6.1 S3 M3SA4	127	C222_6.1 P90 BN90LA4	128
235	58	0.9	11.9	1250	C122_11.9 S2 M2SB2	123	C122_11.9 P90 BN90SA2	124
249	55	2.8	5.7	3320	C322_5.7 S3 M3SA4	131	C322_5.7 P90 BN90LA4	132
252	54	0.9	5.6	720	C122_5.6 S3 M3SA4	123	C122_5.6 P90 BN90LA4	124
252	54	1.9	5.6	2200	C222_5.6 S3 M3SA4	127	C222_5.6 P90 BN90LA4	128
254	54	2.0	3.7	2210	C222_3.7 S3 M3LA6	127	C222_3.7 P100 BN100LA6	128
278	49	1.0	10.1	1340	C122_10.1 S2 M2SB2	123	C122_10.1 P90 BN90SA2	124
285	48	3.2	5.0	3240	C322_5.0 S3 M3SA4	131	C322_5.0 P90 BN90LA4	132
285	48	2.1	3.3	2120	C222_3.7 S3 M3LA6	127	C222_3.7 P100 BN100LA6	128
290	47	1.0	4.9	840	C122_4.9 S3 M3SA4	123	C122_4.9 P90 BN90LA4	124
296	46	2.2	4.8	2140	C222_4.8 S3 M3SA4	127	C222_4.8 P90 BN90LA4	128
318	43	1.1	8.8	1300	C122_8.8 S2 M2SB2	123	C122_8.8 P90 BN90SA2	124
322	42	2.6	8.7	2130	C222_8.7 S2 M2SB2	127	C222_8.7 P90 BN90SA2	128
327	42	1.1	4.3	930	C122_4.3 S3 M3SA4	123	C122_4.3 P90 BN90LA4	124
331	41	2.3	4.3	2100	C222_4.3 S3 M3SA4	127	C222_4.3 P90 BN90LA4	128
340	40	1.1	2.8	1000	C122_2.8 S3 M3LA6	123	C122_2.8 P100 BN100LA6	124
345	39	2.4	2.7	2060	C222_2.7 S3 M3LA6	127	C222_2.7 P100 BN100LA6	128
367	37	1.2	7.6	1270	C122_7.6 S2 M2SB2	123	C122_7.6 P90 BN90SA2	124
380	36	2.5	3.7	2020	C222_3.7 S3 M3SA4	127	C222_3.7 P90 BN90LA4	128
386	35	1.2	3.7	1100	C122_3.7 S3 M3SA4	123	C122_3.7 P90 BN90LA4	124
395	34	3.1	7.1	2030	C222_7.1 S2 M2SB2	127	C222_7.1 P90 BN90SA2	128
424	32	2.6	3.3	2000	C222_3.3 S3 M3SA4	127	C222_3.3 P90 BN90LA4	128
440	31	1.3	3.2	1120	C122_3.2 S3 M3SA4	123	C122_3.2 P90 BN90LA4	124
449	30	1.4	6.2	1180	C122_6.2 S2 M2SB2	123	C122_6.2 P90 BN90SA2	124
460	30	2.9	6.1	1920	C222_6.1 S2 M2SB2	127	C222_6.1 P90 BN90SA2	128
500	27	3.0	5.6	1860	C222_5.6 S2 M2SB2	127	C222_5.6 P90 BN90SA2	128
500	27	1.5	5.6	1140	C122_5.6 S2 M2SB2	123	C122_5.6 P90 BN90SA2	124
510	27	1.4	2.8	1140	C122_2.8 S3 M3SA4	123	C122_2.8 P90 BN90LA4	124
518	26	3.0	2.7	1870	C222_2.7 S3 M3SA4	127	C222_2.7 P90 BN90LA4	128
575	24	1.6	4.9	1110	C122_4.9 S2 M2SB2	123	C122_4.9 P90 BN90SA2	124
587	23	3.5	4.8	1810	C222_4.8 S2 M2SB2	127	C222_4.8 P90 BN90SA2	128
651	21	1.7	4.3	1070	C122_4.3 S2 M2SB2	123	C122_4.3 P90 BN90SA2	124
767	18	1.9	3.7	1030	C122_3.7 S2 M2SB2	123	C122_3.7 P90 BN90SA2	124

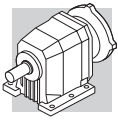


1.5 kW





n_2 min ⁻¹	M_2 Nm	S	i	R_{n2} N				
875	16	2.1	3.2	990	C122_3.2 S2 M2SB2	123	C122_3.2 P90 BN90SA2	124
1012	13	2.2	2.8	960	C122_2.8 S2 M2SB2	123	C122_2.8 P90 BN90SA2	124

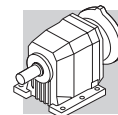
2.2 kW

n_2 min ⁻¹	M_2 Nm	S	i	R_{n2} N				
1.6	12315	1.0	908.2	85000	C1004_908.2 S3 M3LA4	160	C1004_908.2 P100 BN100LA4	161
2.0	9767	1.2	720.3	85000	C1004_720.3 S3 M3LA4	160	C1004_720.3 P100 BN100LA4	161
2.4	7900	1.5	582.6	85000	C1004_582.6 S3 M3LA4	160	C1004_582.6 P100 BN100LA4	161
2.6	7244	1.0	534.2	60000	C904_534.2 S3 M3LA4	157	C904_534.2 P100 BN100LA4	158
3.1	6198	1.2	457.1	60000	C904_457.1 S3 M3LA4	157	C904_457.1 P100 BN100LA4	158
3.7	5159	2.3	380.5	85000	C1004_380.5 S3 M3LA4	160	C1004_380.5 P100 BN100LA4	161
3.8	5014	1.4	369.8	60000	C904_369.8 S3 M3LA4	157	C904_369.8 P100 BN100LA4	158
4.8	3972	1.8	292.9	60000	C904_292.9 S3 M3LA4	157	C904_292.9 P100 BN100LA4	158
4.9	3874	1.0	285.7	35000	C804_285.7 S3 M3LA4	154	C804_285.7 P100 BN100LA4	155
5.4	3551	1.1	261.9	35000	C804_261.9 S3 M3LA4	154	C804_261.9 P100 BN100LA4	155
6.1	3142	2.3	231.7	60000	C904_231.7 S3 M3LA4	157	C904_231.7 P100 BN100LA4	158
6.5	2991	1.3	215.8	35000	C803_215.8 S3 M3LA4	154	C803_215.8 P100 BN100LA4	155
7.6	2555	1.6	184.4	35000	C803_184.4 S3 M3LA4	154	C803_184.4 P100 BN100LA4	155
7.9	2483	0.9	179.2	25000	C703_179.2 S3 M3LA4	151	C703_179.2 P100 BN100LA4	152
8.7	2256	1.0	162.8	25000	C703_162.8 S3 M3LA4	151	C703_162.8 P100 BN100LA4	152
10.3	1904	1.2	137.4	25000	C703_137.4 S3 M3LA4	151	C703_137.4 P100 BN100LA4	152
10.3	1894	2.1	136.7	35000	C803_136.7 S3 M3LA4	154	C803_136.7 P100 BN100LA4	155
11.0	1776	0.9	128.1	16000	C613_128.1 S3 M3LA4	147	C613_128.1 P100 BN100LA4	148
12.4	1574	1.0	113.6	16000	C613_113.6 S3 M3LA4	147	C613_113.6 P100 BN100LA4	148
12.5	1558	1.5	112.4	25000	C703_112.4 S3 M3LA4	151	C703_112.4 P100 BN100LA4	152
12.9	1517	2.6	109.5	35000	C803_109.5 S3 M3LA4	154	C803_109.5 P100 BN100LA4	155
13.6	1438	1.6	103.8	25000	C703_103.8 S3 M3LA4	151	C703_103.8 P100 BN100LA4	152
13.6	1436	1.1	103.6	16000	C613_103.6 S3 M3LA4	147	C613_103.6 P100 BN100LA4	148
14.5	1350	3.0	97.4	35000	C803_97.4 S3 M3LA4	154	C803_97.4 P100 BN100LA4	155
15.5	1261	1.3	91.0	16000	C613_91.0 S3 M3LA4	147	C613_91.0 P100 BN100LA4	148
15.8	1237	3.2	89.3	35000	C803_89.3 S3 M3LA4	154	C803_89.3 P100 BN100LA4	155
16.0	1222	1.9	88.2	25000	C703_88.2 S3 M3LA4	151	C703_88.2 P100 BN100LA4	152
17.0	1151	1.4	83.0	16000	C613_83.0 S3 M3LA4	147	C613_83.0 P100 BN100LA4	148
17.3	1128	2.0	81.4	25000	C703_81.4 S3 M3LA4	151	C703_81.4 P100 BN100LA4	152
17.7	1107	0.9	79.9	10000	C513_79.9 S3 M3LA4	143	C513_79.9 P100 BN100LA4	144
19.0	1028	1.6	74.2	16000	C613_74.2 S3 M3LA4	147	C613_74.2 P100 BN100LA4	148
19.3	1011	1.0	72.9	10000	C513_72.9 S3 M3LA4	143	C513_72.9 P100 BN100LA4	144
19.8	989	2.3	71.3	25000	C703_71.3 S3 M3LA4	151	C703_71.3 P100 BN100LA4	152
20.8	938	1.7	67.7	16000	C613_67.7 S3 M3LA4	147	C613_67.7 P100 BN100LA4	148
21.4	913	2.5	65.9	25000	C703_65.9 S3 M3LA4	151	C703_65.9 P100 BN100LA4	152
21.8	895	1.1	64.6	10000	C513_64.6 S3 M3LA4	143	C513_64.6 P100 BN100LA4	144
23.9	817	1.2	59.0	10000	C513_59.0 S3 M3LA4	143	C513_59.0 P100 BN100LA4	144
24.1	812	2.0	58.6	16000	C613_58.6 S3 M3LA4	147	C613_58.6 P100 BN100LA4	148
24.7	807	1.0	57.0	10000	C512_57.0 S3 M3LA4	143	C512_57.0 P100 BN100LA4	144
25.0	783	2.9	56.5	25000	C703_56.5 S3 M3LA4	151	C703_56.5 P100 BN100LA4	152
26.4	741	2.2	53.5	16000	C613_53.5 S3 M3LA4	147	C613_53.5 P100 BN100LA4	148
27.4	728	1.0	51.4	10000	C512_51.4 S3 M3LA4	143	C512_51.4 P100 BN100LA4	144








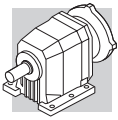
2.2 kW

n_2 min ⁻¹	M_2 Nm	S	i	R_{n2} N				
27.6	709	1.4	51.2	10000	C513_51.2 S3 M3LA4	143	C513_51.2 P100 BN100LA4	144
29.5	677	1.2	47.8	10000	C512_47.8 S3 M3LA4	143	C512_47.8 P100 BN100LA4	144
29.6	660	2.4	47.6	16000	C613_47.6 S3 M3LA4	147	C613_47.6 P100 BN100LA4	148
30	651	0.9	47.0	6440	C413_47.0 S3 M3LA4	139	C413_47.0 P100 BN100LA4	140
30	647	1.5	46.7	10000	C513_46.7 S3 M3LA4	143	C513_46.7 P100 BN100LA4	144
32	602	2.7	43.4	16000	C613_43.4 S3 M3LA4	147	C613_43.4 P100 BN100LA4	148
33	610	1.3	43.1	10000	C512_43.1 S3 M3LA4	143	C512_43.1 P100 BN100LA4	144
35	561	1.8	40.5	10000	C513_40.5 S3 M3LA4	143	C513_40.5 P100 BN100LA4	144
35	571	1.4	40.4	10000	C512_40.4 S3 M3LA4	143	C512_40.4 P100 BN100LA4	144
35	559	1.1	40.3	6460	C413_40.3 S3 M3LA4	139	C413_40.3 P100 BN100LA4	140
37	538	2.5	38.0	16000	C612_38.0 S3 M3LA4	147	C612_38.0 P100 BN100LA4	148
38	525	1.0	37.1	6370	C412_37.1 S3 M3LA4	139	C412_37.1 P100 BN100LA4	140
38	512	2.0	37.0	10000	C513_37.0 S3 M3LA4	143	C513_37.0 P100 BN100LA4	144
38	510	1.2	36.8	6390	C413_36.8 S3 M3LA4	139	C413_36.8 P100 BN100LA4	140
39	515	1.5	36.4	10000	C512_36.4 S3 M3LA4	143	C512_36.4 P100 BN100LA4	144
39	501	3.1	36.1	16000	C613_36.1 S3 M3LA4	147	C613_36.1 P100 BN100LA4	148
41	484	2.5	34.2	16000	C612_34.2 S3 M3LA4	147	C612_34.2 P100 BN100LA4	148
41	479	0.9	34.6	5350	C363_34.6 S3 M3LA4	135	C363_34.6 P100 BN100LA4	136
42	473	1.1	33.4	6290	C412_33.4 S3 M3LA4	139	C412_33.4 P100 BN100LA4	140
43	468	1.7	33.0	10000	C512_33.0 S3 M3LA4	143	C512_33.0 P100 BN100LA4	144
43	457	3.3	33.0	16000	C613_33.0 S3 M3LA4	147	C613_33.0 P100 BN100LA4	148
45	445	1.1	31.4	6290	C412_31.4 S3 M3LA4	139	C412_31.4 P100 BN100LA4	140
46	431	3.1	30.4	16000	C612_30.4 S3 M3LA4	147	C612_30.4 P100 BN100LA4	148
47	421	1.9	29.8	10000	C512_29.8 S3 M3LA4	143	C512_29.8 P100 BN100LA4	144
49	398	1.1	28.7	5220	C363_28.7 S3 M3LA4	135	C363_28.7 P100 BN100LA4	136
50	401	1.2	28.3	6190	C412_28.3 S3 M3LA4	139	C412_28.3 P100 BN100LA4	140
51	388	3.5	27.4	15900	C612_27.4 S3 M3LA4	147	C612_27.4 P100 BN100LA4	148
54	367	2.2	25.9	10000	C512_25.9 S3 M3LA4	143	C512_25.9 P100 BN100LA4	144
54	363	1.2	26.2	5140	C363_26.2 S3 M3LA4	135	C363_26.2 P100 BN100LA4	136
56	355	0.8	25.1	4270	C322_25.1 S3 M3LA4	131	C322_25.1 P100 BN100LA4	132
56	355	1.4	25.0	6120	C412_25.0 S3 M3LA4	139	C412_25.0 P100 BN100LA4	140
60	331	2.4	23.4	10000	C512_23.4 S3 M3LA4	143	C512_23.4 P100 BN100LA4	144
62	324	0.9	22.9	4240	C322_22.9 S3 M3LA4	131	C322_22.9 P100 BN100LA4	132
63	319	1.6	22.6	6000	C412_22.6 S3 M3LA4	139	C412_22.6 P100 BN100LA4	140
64	307	1.4	22.1	5060	C363_22.1 S3 M3LA4	135	C363_22.1 P100 BN100LA4	136
66	308	0.9	14.1	4170	C322_14.1 S3 M3LC6	131	C322_14.1 P112 BN112M6	132
67	297	2.7	21.0	10000	C512_21.0 S3 M3LA4	143	C512_21.0 P100 BN100LA4	144
70	284	1.0	20.1	4200	C322_20.1 S3 M3LA4	131	C322_20.1 P100 BN100LA4	132
71	280	1.7	19.8	5890	C412_19.8 S3 M3LA4	139	C412_19.8 P100 BN100LA4	140
74	269	1.4	19.0	4920	C362_19.0 S3 M3LA4	135	C362_19.0 P100 BN100LA4	136
75	267	3.0	18.9	10000	C512_18.9 S3 M3LA4	143	C512_18.9 P100 BN100LA4	144
76	269	1.1	12.3	4100	C322_12.3 S3 M3LC6	131	C322_12.3 P112 BN112M6	132
78	257	1.1	18.2	4120	C322_18.2 S3 M3LA4	131	C322_18.2 P100 BN100LA4	132
79	252	1.9	17.8	5760	C412_17.8 S3 M3LA4	139	C412_17.8 P100 BN100LA4	140
82	244	1.6	17.2	4800	C362_17.2 S3 M3LA4	135	C362_17.2 P100 BN100LA4	136
83	245	1.1	11.2	4060	C322_11.2 S3 M3LC6	131	C322_11.2 P112 BN112M6	132
85	235	3.4	16.6	10000	C512_16.6 S3 M3LA4	143	C512_16.6 P100 BN100LA4	144
89	224	2.0	15.8	5650	C412_15.8 S3 M3LA4	139	C412_15.8 P100 BN100LA4	140
90	221	1.2	15.6	4060	C322_15.6 S3 M3LA4	131	C322_15.6 P100 BN100LA4	132
96	209	1.8	14.8	4710	C362_14.8 S3 M3LA4	135	C362_14.8 P100 BN100LA4	136
99	202	2.2	14.2	5510	C412_14.2 S3 M3LA4	139	C412_14.2 P100 BN100LA4	140







2.2 kW

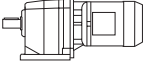



n_2 min ⁻¹	M_2 Nm	S	i	R_{n2} N			 IEC 	
100	203	1.3	9.3	3960	C322_9.3 S3 M3LC6	131	C322_9.3 P112 BN112M6	132
100	199	1.3	14.1	3980	C322_14.1 S3 M3LA4	131	C322_14.1 P100 BN100LA4	132
106	189	2.0	13.3	4590	C362_13.3 S3 M3LA4	135	C362_13.3 P100 BN100LA4	136
114	175	2.4	12.4	5360	C412_12.4 S3 M3LA4	139	C412_12.4 P100 BN100LA4	140
114	176	0.9	12.4	2270	C222_12.4 S3 M3LA4	127	C222_12.4 P100 BN100LA4	128
114	174	1.4	12.3	3900	C322_12.3 S3 M3LA4	131	C322_12.3 P100 BN100LA4	132
109	186	1.3	8.5	3890	C322_8.5 S3 M3LC6	131	C322_8.5 P112 BN112M6	132
121	165	2.3	11.7	4490	C362_11.7 S3 M3LA4	135	C362_11.7 P100BN100LA4	136
126	158	2.7	11.2	5220	C412_11.2 S3 M3LA4	139	C412_11.2 P100 BN100LA4	140
126	159	1.5	11.2	3800	C322_11.2 S3 M3LA4	131	C322_11.2 P100 BN100LA4	132
127	157	1.0	11.1	2250	C222_11.1 S3 M3LA4	127	C222_11.1 P100 BN100LA4	128
130	154	1.5	7.2	3810	C322_7.2 S3 M3LC6	131	C322_7.2 P112 BN112M6	132
131	152	1.0	7.1	2260	C222_7.1 S3 M3LC6	127	C222_7.1 P112 BN112M6	128
133	150	2.5	10.6	4320	C362_10.6 S3 M3LA4	135	C362_10.6 P100 BN100LA4	136
146	137	1.1	9.6	2250	C222_9.6 S3 M3LA4	127	C222_9.6 P100 BN100LA4	128
147	136	2.9	9.6	5050	C412_9.6 S3 M3LA4	139	C412_9.6 P100 BN100LA4	140
148	138	1.3	6.3	3510	C322_6.3 S3 M3LC6	131	C322_6.3 P112 BN112M6	132
152	132	1.7	9.3	3690	C322_9.3 S3 M3LA4	131	C322_9.3 P100 BN100LA4	132
160	125	3.1	8.8	4210	C362_8.8 S3 M3LA4	135	C362_8.8 P100 BN100LA4	136
163	123	1.1	8.7	2220	C222_8.7 S3 M3LA4	127	C222_8.7 P100 BN100LA4	128
163	125	1.4	5.7	3450	C322_5.7 S3 M3LC6	131	C322_5.7 P112 BN112M6	132
166	120	1.7	8.5	3600	C322_8.5 S3 M3LA4	131	C322_8.5 P100 BN100LA4	132
188	106	1.5	5.0	3410	C322_5.0 S3 M3LC6	131	C322_5.0 P112 BN112M6	132
197	101	2.0	7.2	3480	C322_7.2 S3 M3LA4	131	C322_7.2 P100 BN100LA4	132
199	100	1.3	7.1	2180	C222_7.1 S3 M3LA4	127	C222_7.1 P100 BN100LA4	128
225	89	1.7	6.3	3250	C322_6.3 S3 M3LA4	131	C322_6.3 P100 BN100LA4	132
232	86	1.2	6.1	2040	C222_6.1 S3 M3LA4	127	C222_6.1 P100 BN100LA4	128
241	83	2.4	5.8	3710	C362_5.8 S3 M3LA4	135	C362_5.8 P100 BN100LA4	136
249	80	1.9	5.7	3180	C322_5.7 S3 M3LA4	131	C322_5.7 P100 BN100LA4	132
252	79	1.3	5.6	2050	C222_5.6 S3 M3LA4	127	C222_5.6 P100 BN100LA4	128
267	75	2.7	5.3	3550	C362_5.3 S3 M3LA4	135	C362_5.3 P100 BN100LA4	136
285	70	2.2	5.0	3100	C322_5.0 S3 M3LA4	131	C322_5.0 P100 BN100LA4	132
296	68	1.5	4.8	1970	C222_4.8 S3 M3LA4	127	C222_4.8 P100 BN100LA4	128
302	66	2.7	9.3	3130	C322_9.3 S3 M3SA2	131	C322_9.3 P90 BN90L2	132
305	65	3.1	4.6	3490	C362_4.6 S3 M3LA4	135	C362_4.6 P100 BN100LA4	136
313	64	2.4	4.5	3000	C322_4.5 S3 M3LA4	131	C322_4.5 P100 BN100LA4	132
328	61	1.8	8.7	2000	C222_8.7 S3 M3SA2	127	C222_8.7 P90 BN90L2	128
331	60	1.6	4.3	1970	C222_4.3 S3 M3LA4	127	C222_4.3 P100 BN100LA4	128
335	60	2.8	8.5	3010	C322_8.5 S3 M3SA2	131	C322_8.5 P90 BN90L2	132
346	58	3.5	2.7	3380	C362_2.7 S3 M3LC6	135	C362_2.7 P112 BN112M6	136
369	54	0.8	7.6	930	C122_7.6 S3 M3SA2	123	C122_7.6 P90 BN90L2	124
377	53	2.8	3.7	2890	C322_3.7 S3 M3LA4	131	C322_3.7 P100 BN100LA4	132
380	52	1.7	3.7	1890	C222_3.7 S3 M3LA4	127	C222_3.7 P100 BN100LA4	128
392	51	3.1	7.2	2920	C322_7.2 S3 M3SA2	131	C322_7.2 P90 BN90L2	132
397	50	2.1	7.1	1920	C222_7.1 S3 M3SA2	127	C222_7.1 P90 BN90L2	128
414	48	2.9	3.4	2800	C322_3.4 S3 M3LA4	131	C322_3.4 P100 BN100LA4	132
424	47	1.8	3.3	1890	C222_3.3 S3 M3LA4	127	C222_3.3 P100 BN100LA4	128
440	45	0.9	3.2	580	C122_3.2 S3 M3LA4	123	C122_3.2 P100 BN100LA4	124
449	44	3.4	6.3	2760	C322_6.3 S3 M3SA2	131	C322_6.3 P90 BN90L2	132
462	43	2.0	6.1	1820	C222_6.1 S3 M3SA2	127	C222_6.1 P90 BN90L2	128
663	30	2.1	5.6	1770	C222_5.6 S3 M3SA2	127	C222_5.6 P90 BN90L2	128

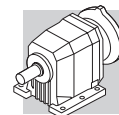


2.2 kW





n_2 min ⁻¹	M_2 Nm	S	i	R_{n2} N				
490	41	3.2	2.9	2700	C322_2.9 S3 M3LA4	131	C322_2.9 P100 BN100LA4	132
510	39	0.9	2.8	690	C122_2.8 S3 M3LA4	123	C122_2.8 P100 BN100LA4	124
518	39	2.1	2.7	1770	C222_2.7 S3 M3LA4	127	C222_2.7 P100 BN100LA4	128
589	34	2.4	4.8	1720	C222_4.8 S3 M3SA2	127	C222_4.8 P90 BN90L2	128
663	30	2.5	4.3	1670	C222_4.3 S3 M3SA2	127	C222_4.3 P90 BN90L2	128
758	26	2.7	3.7	1620	C222_3.7 S3 M3SA2	127	C222_3.7 P90 BN90L2	128
770	26	1.3	3.7	970	C122_3.7 S3 M3SA2	123	C122_3.7 P90 BN90L2	124
864	23	2.9	3.3	1550	C222_3.3 S3 M3SA2	127	C222_3.3 P90 BN90L2	128
891	22	1.4	3.2	940	C122_3.2 S3 M3SA2	123	C122_3.2 P90 BN90L2	124
1015	20	1.5	2.8	920	C122_2.8 S3 M3SA2	123	C122_2.8 P90 BN90L2	124
1032	19	3.4	2.7	1490	C222_2.7 S3 M3SA2	127	C222_2.7 P90 BN90L2	128

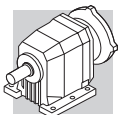
3 kW

n_2 min ⁻¹	M_2 Nm	S	i	R_{n2} N				
2.0	13319	0.9	720.3	85000	C1004_720.3 S3 M3LB4	160	C1004_720.3 P100 BN100LB4	161
2.4	10773	1.1	582.6	85000	C1004_582.6 S3 M3LB4	160	C1004_582.6 P100 BN100LB4	161
3.4	7747	0.9	419.0	60000	C904_419.0 S3 M3LB4	157	C904_419.0 P100 BN100LB4	158
3.4	7577	1.6	409.8	85000	C1004_409.8 S3 M3LB4	160	C1004_409.8 P100 BN100LB4	161
4.2	6268	1.1	339.0	60000	C904_339.0 S3 M3LB4	157	C904_339.0 P100 BN100LB4	158
4.4	5984	2.0	323.6	85000	C1004_323.6 S3 M3LB4	160	C1004_323.6 P100 BN100LB4	161
5.3	4965	1.5	268.5	60000	C904_268.5 S3 M3LB4	157	C904_268.5 P100 BN100LB4	158
5.4	4863	2.5	263.0	85000	C1004_263.0 S3 M3LB4	160	C1004_263.0 P100 BN100LB4	161
6.5	4079	1.0	215.8	35000	C803_215.8 S3 M3LB4	154	C803_215.8 P100 BN100LB4	155
6.6	3927	1.8	212.4	60000	C904_212.4 S3 M3LB4	157	C904_212.4 P100 BN100LB4	158
7.1	3739	1.0	197.9	35000	C803_197.9 S3 M3LB4	154	C803_197.9 P100 BN100LB4	155
8.2	3252	2.2	172.1	60000	C903_172.1 S3 M3LB4	157	C903_172.1 P100 BN100LB4	158
8.3	3193	1.3	169.0	35000	C803_169.0 S3 M3LB4	154	C803_169.0 P100 BN100LB4	155
9.5	2818	1.4	149.1	35000	C803_149.1 S3 M3LB4	154	C803_149.1 P100 BN100LB4	155
9.6	2765	2.6	146.3	60000	C903_146.3 S3 M3LB4	157	C903_146.3 P100 BN100LB4	158
10.5	2535	2.8	134.1	60000	C903_134.1 S3 M3LB4	157	C903_134.1 P100 BN100LB4	158
12.1	2206	3.3	116.7	60000	C903_116.7 S3 M3LB4	157	C903_116.7 P100 BN100LB4	158
12.5	2125	1.1	112.4	25000	C703_112.4 S3 M3LB4	151	C703_112.4 P100 BN100LB4	152
12.9	2069	1.9	109.5	35000	C803_109.5 S3 M3LB4	154	C803_109.5 P100 BN100LB4	155
13.6	1961	1.2	103.8	25000	C703_103.8 S3 M3LB4	151	C703_103.8 P100 BN100LB4	152
14.5	1840	2.2	97.4	35000	C803_97.4 S3 M3LB4	154	C803_97.4 P100 BN100LB4	155
15.5	1720	0.9	91.0	16000	C613_91.0 S3 M3LB4	147	C613_91.0 P100 BN100LB4	148
15.8	1687	2.4	89.3	35000	C803_89.3 S3 M3LB4	154	C803_89.3 P100 BN100LB4	155
16.0	1667	1.4	88.2	25000	C703_88.2 S3 M3LB4	151	C703_88.2 P100 BN100LB4	152
17.0	1569	1.0	83.0	16000	C613_83.0 S3 M3LB4	147	C613_83.0 P100 BN100LB4	148
17.3	1538	1.5	81.4	25000	C703_81.4 S3 M3LB4	151	C703_81.4 P100 BN100LB4	152
18.3	1453	2.8	76.9	35000	C803_76.9 S3 M3LB4	154	C803_76.9 P100 BN100LB4	155
19.0	1402	1.1	74.2	16000	C613_74.2 S3 M3LB4	147	C613_74.2 P100 BN100LB4	148
19.8	1348	1.7	71.3	25000	C703_71.3 S3 M3LB4	151	C703_71.3 P100 BN100LB4	152
20.0	1332	3.0	70.5	35000	C803_70.5 S3 M3LB4	154	C803_70.5 P100 BN100LB4	155
20.8	1279	1.3	67.7	16000	C613_67.7 S3 M3LB4	147	C613_67.7 P100 BN100LB4	148
24.1	1107	1.4	58.6	16000	C613_58.6 S3 M3LB4	147	C613_58.6 P100 BN100LB4	148
25.0	1068	2.2	56.5	25000	C703_56.5 S3 M3LB4	151	C703_56.5 P100 BN100LB4	152

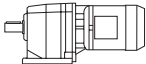





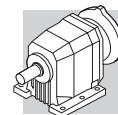
3 kW

n_2 min ⁻¹	M_2 Nm	S	i	R_{n2} N				
26.4	1010	1.6	53.5	16000	C613_53.5 S3 M3LB4	147	C613_53.5 P100 BN100LB4	148
27.6	967	1.0	51.2	10000	C513_51.2 S3 M3LB4	143	C513_51.2 P100 BN100LB4	144
29.6	900	1.8	47.6	16000	C613_47.6 S3 M3LB4	147	C613_47.6 P100 BN100LB4	148
30	883	1.1	46.7	10000	C513_46.7 S3 M3LB4	143	C513_46.7 P100 BN100LB4	144
32	845	2.7	44.7	25000	C703_44.7 S3 M3LB4	151	C703_44.7 P100 BN100LB4	152
32	821	1.9	43.4	16000	C613_43.4 S3 M3LB4	147	C613_43.4 P100 BN100LB4	148
33	832	0.9	43.1	10000	C512_43.1 S3 M3LB4	143	C512_43.1 P100 BN100LB4	144
34	780	2.9	41.3	25000	C703_41.3 S3 M3LB4	151	C703_41.3 P100 BN100LB4	152
35	765	1.3	40.5	10000	C513_40.5 S3 M3LB4	143	C513_40.5 P100 BN100LB4	144
35	779	1.0	40.4	10000	C512_40.4 S3 M3LB4	143	C512_40.4 P100 BN100LB4	144
37	734	1.8	38.0	16000	C612_38.0 S3 M3LB4	147	C612_38.0 P100 BN100LB4	148
38	698	1.4	37.0	10000	C513_37.0 S3 M3LB4	143	C513_37.0 P100 BN100LB4	144
39	702	1.1	36.4	10000	C512_36.4 S3 M3LB4	143	C512_36.4 P100 BN100LB4	144
39	683	2.3	36.1	16000	C613_36.1 S3 M3LB4	147	C613_36.1 P100 BN100LB4	148
41	661	1.9	34.2	16000	C612_34.2 S3 M3LB4	147	C612_34.2 P100 BN100LB4	148
43	638	1.2	33.0	10000	C512_33.0 S3 M3LB4	143	C512_33.0 P100 BN100LB4	144
43	623	2.4	33.0	16000	C613_33.0 S3 M3LB4	147	C613_33.0 P100 BN100LB4	148
45	590	1.0	31.2	5550	C413_31.2 S3 M3LB4	139	C413_31.2 P100 BN100LB4	140
46	588	2.3	30.4	15900	C612_30.4 S3 M3LB4	147	C612_30.4 P100 BN100LB4	148
47	575	1.4	29.8	10000	C512_29.8 S3 M3LB4	143	C512_29.8 P100 BN100LB4	144
50	546	0.9	28.3	5460	C412_28.3 S3 M3LB4	139	C412_28.3 P100 BN100LB4	140
51	519	1.9	27.4	10000	C513_27.4 S3 M3LB4	143	C513_27.4 P100 BN100LB4	144
51	529	2.6	27.4	15400	C612_27.4 S3 M3LB4	147	C612_27.4 P100 BN100LB4	148
54	500	1.6	25.9	10000	C512_25.9 S3 M3LB4	143	C512_25.9 P100 BN100LB4	144
54	487	0.9	26.2	4500	C363_26.2 S3 M3LB4	135	C363_26.2 P100 BN100LB4	136
56	483	1.0	25.0	5480	C412_25.0 S3 M3LB4	139	C412_25.0 P100 BN100LB4	140
57	479	2.8	24.8	15100	C612_24.8 S3 M3LB4	147	C612_24.8 P100 BN100LB4	148
59	451	2.0	23.9	10000	C513_23.9 S3 M3LB4	143	C513_23.9 P100 BN100LB4	144
60	451	1.8	23.4	10000	C512_23.4 S3 M3LB4	143	C512_23.4 P100 BN100LB4	144
63	435	1.1	22.6	5420	C412_22.6 S3 M3LB4	139	C412_22.6 P100 BN100LB4	140
63	431	3.1	22.4	14600	C612_22.4 S3 M3LB4	147	C612_22.4 P100 BN100LB4	148
64	412	1.0	22.1	4530	C363_22.1 S3 M3LB4	135	C363_22.1 P100 BN100LB4	136
65	412	2.2	21.8	10000	C513_21.8 S3 M3LB4	143	C513_21.8 P100 BN100LB4	144
67	405	2.0	21.0	10000	C512_21.0 S3 M3LB4	143	C512_21.0 P100 BN100LB4	144
71	381	1.3	19.8	5390	C412_19.8 S3 M3LB4	139	C412_19.8 P100 BN100LB4	140
74	361	1.1	19.0	4450	C362_19.0 S3 M3LB4	135	C362_19.0 P100 BN100LB4	136
75	365	2.2	18.9	10000	C512_18.9 S3 M3LB4	143	C512_18.9 P100 BN100LB4	144
79	343	1.4	17.8	5300	C412_17.8 S3 M3LB4	139	C412_17.8 P100 BN100LB4	140
82	327	1.2	17.2	4400	C362_17.2 S3 M3LB4	135	C362_17.2 P100 BN100LB4	136
85	320	2.5	16.6	9790	C512_16.6 S3 M3LB4	143	C512_16.6 P100 BN100LB4	144
89	305	1.5	15.8	5240	C412_15.8 S3 M3LB4	139	C412_15.8 P100 BN100LB4	140
90	296	0.9	15.6	3680	C322_15.6 S3 M3LB4	131	C322_15.6 P100 BN100LB4	132
94	289	2.8	15.0	9540	C512_15.0 S3 M3LB4	143	C512_15.0 P100 BN100LB4	144
96	280	1.4	14.8	4340	C362_14.8 S3 M3LB4	135	C362_14.8 P100 BN100LB4	136
99	275	1.6	14.2	5140	C412_14.2 S3 M3LB4	139	C412_14.2 P100 BN100LB4	140
100	267	0.9	14.1	3650	C322_14.1 S3 M3LB4	131	C322_14.1 P100 BN100LB4	132
106	253	1.5	13.3	4260	C362_13.3 S3 M3LB4	135	C362_13.3 P100 BN100LB4	136
107	253	3.0	13.1	9200	C512_13.1 S3 M3LB4	143	C512_13.1 P100 BN100LB4	144
114	239	1.8	12.4	5040	C412_12.4 S3 M3LB4	139	C412_12.4 P100 BN100LB4	140
114	234	1.0	12.3	3580	C322_12.3 S3 M3LB4	131	C322_12.3 P100 BN100LB4	132
119	228	3.4	11.8	8950	C512_11.8 S3 M3LB4	143	C512_11.8 P100 BN100LB4	144







3 kW

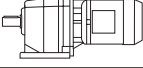



n_2 min ⁻¹	M_2 Nm	S	i	R_{n2} N				
121	222	1.7	11.7	4200	C362_11.7 S3 M3LB4	135	C362_11.7 P100 BN100LB4	136
126	215	1.9	11.2	4930	C412_11.2 S3 M3LB4	139	C412_11.2 P100 BN100LB4	140
126	213	1.1	11.2	3520	C322_11.2 S3 M3LB4	131	C322_11.2 P100 BN100LB4	132
133	201	1.9	10.6	4100	C362_10.6 S3 M3LB4	135	C362_10.6 P100 BN100LB4	136
142	191	1.2	20.1	3480	C322_20.1 S3 M3LA2	131	C322_20.1 P100 BN100L2	132
147	185	2.1	9.6	4800	C412_9.6 S3 M3LB4	139	C412_9.6 P100 BN100LB4	140
152	177	1.2	9.3	3450	C322_9.3 S3 M3LB4	131	C322_9.3 P100 BN100LB4	132
157	173	1.3	18.2	3410	C322_18.2 S3 M3LA2	131	C322_18.2 P100 BN100L2	132
160	167	2.3	8.8	3990	C362_8.8 S3 M3LB4	135	C362_8.8 P100 BN100LB4	136
166	161	1.3	8.5	3400	C322_8.5 S3 M3LB4	131	C322_8.5 P100 BN100LB4	132
176	153	2.4	8.0	3840	C362_8.0 S3 M3LB4	135	C362_8.0 P100 BN100LB4	136
181	151	0.9	15.8	1940	C222_15.8 S3 M3LA2	127	C222_15.8 P100 BN100L2	128
183	148	1.4	15.6	3340	C322_15.6 S3 M3LA2	131	C322_15.6 P100 BN100L2	132
197	136	1.5	7.2	3300	C322_7.2 S3 M3LB4	131	C322_7.2 P100 BN100LB4	132
199	135	1.0	7.1	1940	C222_7.1 S3 M3LB4	127	C222_7.1 P100 BN100LB4	128
200	136	2.6	7.1	4490	C412_7.1 S3 M3LB4	139	C412_7.1 P100 BN100LB4	140
203	134	1.5	14.1	3250	C322_14.1 S3 M3LA2	131	C322_14.1 P100 BN100L2	132
208	129	2.8	6.8	3780	C362_6.8 S3 M3LB4	135	C362_6.8 P100 BN100LB4	136
222	123	2.8	6.4	4370	C412_6.4 S3 M3LB4	139	C412_6.4 P100 BN100LB4	140
225	119	1.3	6.3	3100	C322_6.3 S3 M3LB4	131	C322_6.3 P100 BN100LB4	132
232	117	1.7	12.3	3190	C322_12.3 S3 M3LA2	131	C322_12.3 P100 BN100L2	132
232	116	0.9	6.1	1600	C222_6.1 S3 M3LB4	127	C222_6.1 P100 BN100LB4	128
237	115	2.3	6.0	4090	C412_6.0 S3 M3LB4	139	C412_6.0 P100 BN100LB4	140
241	111	1.8	5.8	3530	C362_5.8 S3 M3LB4	135	C362_5.8 P100 BN100LB4	136
249	107	1.4	5.7	3040	C322_5.7 S3 M3LB4	131	C322_5.7 P100 BN100LB4	132
252	106	1.0	5.6	1750	C222_5.6 S3 M3LB4	127	C222_5.6 P100 BN100LB4	128
258	105	1.1	11.1	1850	C222_11.1 S3 M3LA2	127	C222_11.1 P100 BN100L2	128
255	106	1.8	11.2	3090	C322_11.2 S3 M3LA2	131	C322_11.2 P100 BN100L2	132
267	100	2.0	5.3	3380	C362_5.3 S3 M3LB4	135	C362_5.3 P100 BN100LB4	136
285	94	1.6	5.0	2950	C322_5.0 S3 M3LB4	131	C322_5.0 P100 BN100LB4	132
296	91	1.1	4.8	1780	C222_4.8 S3 M3LB4	127	C222_4.8 P100 BN100LB4	128
298	91	1.3	9.6	1880	C222_9.6 S3 M3LA2	127	C222_9.6 P100 BN100L2	128
302	90	2.9	4.7	3880	C412_4.7 S3 M3LB4	139	C412_4.7 P100 BN100LB4	140
305	88	2.3	4.6	3270	C362_4.6 S3 M3LB4	135	C362_4.6 P100 BN100LB4	136
308	88	2.0	9.3	2990	C322_9.3 S3 M3LA2	131	C322_9.3 P100 BN100L2	132
313	85	1.8	4.5	2880	C322_4.5 S3 M3LB4	131	C322_4.5 P100 BN100LB4	132
329	83	1.3	8.7	1840	C222_8.7 S3 M3LA2	127	C222_8.7 P100 BN100L2	128
331	81	1.2	4.3	1800	C222_4.3 S3 M3LB4	127	C222_4.3 P100 BN100LB4	128
336	80	2.5	4.2	3190	C362_4.2 S3 M3LB4	135	C362_4.2 P100 BN100LB4	136
336	81	2.1	8.5	2900	C322_8.5 S3 M3LA2	131	C322_8.5 P100 BN100L2	132
377	71	2.1	3.7	2780	C322_3.7 S3 M3LB4	131	C322_3.7 P100 BN100LB4	132
380	70	1.3	3.7	1740	C222_3.7 S3 M3LB4	127	C222_3.7 P100 BN100LB4	128
399	68	2.3	7.2	2810	C322_7.2 S3 M3LA2	131	C322_7.2 P100 BN100L2	132
404	66	3.0	3.5	3130	C362_3.5 S3 M3LB4	135	C362_3.5 P100 BN100LB4	136
404	67	1.6	7.1	1800	C222_7.1 S3 M3LA2	127	C222_7.1 P100 BN100L2	128
414	65	2.1	3.4	2690	C322_3.4 S3 M3LB4	131	C322_3.4 P100 BN100LB4	132
424	63	1.3	3.3	1740	C222_3.3 S3 M3LB4	127	C222_3.3 P100 BN100LB4	128
457	60	2.5	6.3	2650	C322_6.3 S3 M3LA2	131	C322_6.3 P100 BN100L2	132
470	58	1.5	6.1	1690	C222_6.1 S3 M3LA2	127	C222_6.1 P100 BN100L2	128
490	55	2.4	2.9	2610	C322_2.9 S3 M3LB4	131	C322_2.9 P100 BN100LB4	132
502	54	2.6	5.7	2570	C322_5.7 S3 M3LA2	131	C322_5.7 P100 BN100L2	132

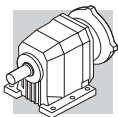


3 kW





n_2 min ⁻¹	M_2 Nm	S	i	R_{n2} N				
511	53	1.5	5.6	1650	C222_5.6 S3 M3LA2	127	C222_5.6 P100 BN100L2	128
518	52	1.5	2.7	1660	C222_2.7 S3 M3LB4	127	C222_2.7 P100 BN100LB4	128
578	47	2.9	5.0	2500	C322_5.0 S3 M3LA2	131	C322_5.0 P100 BN100L2	132
636	54	2.4	4.5	2400	C322_4.5 S3 M3LA2	131	C322_4.5 P100 BN100L2	132
600	45	1.8	4.8	1620	C222_4.8 S3 M3LA2	127	C222_4.8 P100 BN100L2	128
665	41	1.8	4.3	1580	C222_4.3 S3 M3LA2	127	C222_4.3 P100 BN100L2	128
766	36	3.4	3.7	2320	C322_3.7 S3 M3LA2	131	C322_3.7 P100 BN100L2	132
771	35	2.0	3.7	1540	C222_3.7 S3 M3LA2	127	C222_3.7 P100 BN100L2	128
783	35	1.0	3.7	560	C122_3.7 S3 M3LA2	123	C122_3.7 P100 BN100L2	124
867	83	2.2	3.3	1480	C222_3.3 S3 M3LA2	127	C222_3.3 P100 BN100L2	128
894	30	1.1	3.2	630	C122_3.2 S3 M3LA2	123	C122_3.2 P100 BN100L2	124
1033	26	1.1	2.8	750	C122_2.8 S3 M3LA2	123	C122_2.8 P100 BN100L2	124
1051	26	2.5	2.7	1430	C222_2.7 S3 M3LA2	127	C222_2.7 P100 BN100L2	128

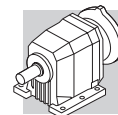
4 kW

n_2 min ⁻¹	M_2 Nm	S	i	R_{n2} N				
2.8	12569	1.0	502.6	85000	C1004_502.6 S3 M3LC4	160	C1004_502.6 P112 BN112M4	161
3.4	10249	1.2	409.8	85000	C1004_409.8 S3 M3LC4	160	C1004_409.8 P112 BN112M4	161
4.3	8093	1.5	323.6	85000	C1004_323.6 S3 M3LC4	160	C1004_323.6 P112 BN112M4	161
4.7	7325	1.0	292.9	60000	C904_292.9 S3 M3LC4	157	C904_292.9 P112 BN112M4	158
5.2	6715	1.1	268.5	60000	C904_268.5 S3 M3LC4	157	C904_268.5 P112 BN112M4	158
5.7	6107	2.0	244.2	85000	C1004_244.2 S3 M3LC4	160	C1004_244.2 P112 BN112M4	161
6.0	5795	1.2	231.7	60000	C904_231.7 S3 M3LC4	157	C904_231.7 P112 BN112M4	158
7.5	4637	2.6	185.4	85000	C1004_185.4 S3 M3LC4	160	C1004_185.4 P112 BN112M4	161
8.1	4399	1.6	172.1	60000	C903_172.1 S3 M3LC4	157	C903_172.1 P112 BN112M4	158
8.2	4319	0.9	169.0	35000	C803_169.0 S3 M3LC4	154	C803_169.0 P112 BN112M4	155
10.2	3493	1.1	136.7	35000	C803_136.7 S3 M3LC4	154	C803_136.7 P112 BN112M4	155
10.4	3428	2.1	134.1	60000	C903_134.1 S3 M3LC4	157	C903_134.1 P112 BN112M4	158
11.9	2983	2.4	116.7	60000	C903_116.7 S3 M3LC4	157	C903_116.7 P112 BN112M4	158
12.7	2799	1.4	109.5	35000	C803_109.5 S3 M3LC4	154	C803_109.5 P112 BN112M4	155
14.3	2489	1.6	97.4	35000	C803_97.4 S3 M3LC4	154	C803_97.4 P112 BN112M4	155
14.4	2460	2.9	96.2	60000	C903_96.2 S3 M3LC4	157	C903_96.2 P112 BN112M4	158
15.6	2282	1.8	89.3	35000	C803_89.3 S3 M3LC4	154	C803_89.3 P112 BN112M4	155
15.8	2254	1.0	88.2	25000	C703_88.2 S3 M3LC4	151	C703_88.2 P112 BN112M4	152
17.1	2081	1.1	81.4	25000	C703_81.4 S3 M3LC4	151	C703_81.4 P112 BN112M4	152
19.5	1823	1.3	71.3	25000	C703_71.3 S3 M3LC4	151	C703_71.3 P112 BN112M4	152
19.7	1802	2.2	70.5	35000	C803_70.5 S3 M3LC4	154	C803_70.5 P112 BN112M4	155
20.5	1730	0.9	67.7	16000	C613_67.7 S3 M3LC4	147	C613_67.7 P112 BN112M4	148
23.7	1498	1.1	58.6	16000	C613_58.6 S3 M3LC4	147	C613_58.6 P112 BN112M4	148
24.3	1464	2.7	57.3	35000	C803_57.3 S3 M3LC4	154	C803_57.3 P112 BN112M4	155
24.6	1444	1.6	56.5	25000	C703_56.5 S3 M3LC4	151	C703_56.5 P112 BN112M4	152
26.0	1366	1.2	53.5	16000	C613_53.5 S3 M3LC4	147	C613_53.5 P112 BN112M4	148
26.6	1333	1.7	52.2	25000	C703_52.2 S3 M3LC4	151	C703_52.2 P112 BN112M4	152
29.2	1217	1.3	47.6	16000	C613_47.6 S3 M3LC4	147	C613_47.6 P112 BN112M4	148
29.3	1213	3.1	47.4	35000	C803_47.4 S3 M3LC4	154	C803_47.4 P112 BN112M4	155
31	1142	2.0	44.7	25000	C703_44.7 S3 M3LC4	151	C703_44.7 P112 BN112M4	152
32	1112	3.4	43.5	35000	C803_43.5 S3 M3LC4	154	C803_43.5 P112 BN112M4	155







4 kW

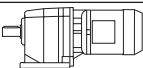



n_2 min ⁻¹	M_2 Nm	S	i	R_{n2} N				
32	1110	1.4	43.4	16000	C613_43.4 S3 M3LC4	147	C613_43.4 P112 BN112M4	148
34	1055	2.2	41.3	25000	C703_41.3 S3 M3LC4	151	C703_41.3 P112 BN112M4	152
34	1035	1.0	40.5	10000	C513_40.5 S3 M3LC4	143	C513_40.5 P112 BN112M4	144
37	992	1.4	38.0	16000	C612_38.0 S3 M3LC4	147	C612_38.0 P112 BN112M4	148
38	945	1.1	37.0	10000	C513_37.0 S3 M3LC4	143	C513_37.0 P112 BN112M4	144
40	907	2.3	34.7	23400	C702_34.7 S3 M3LC4	151	C702_34.7 P112 BN112M4	152
41	893	1.4	34.2	15700	C612_34.2 S3 M3LC4	147	C612_34.2 P112 BN112M4	148
42	862	0.9	33.0	10000	C512_33.0 S3 M3LC4	143	C512_33.0 P112 BN112M4	144
46	795	1.7	30.4	15300	C612_30.4 S3 M3LC4	147	C612_30.4 P112 BN112M4	148
47	777	1.0	29.8	10000	C512_29.8 S3 M3LC4	143	C512_29.8 P112 BN112M4	144
50	724	2.9	27.7	22300	C702_27.7 S3 M3LC4	151	C702_27.7 P112 BN112M4	152
51	716	1.9	27.4	14900	C612_27.4 S3 M3LC4	147	C612_27.4 P112 BN112M4	148
54	676	1.2	25.9	10000	C512_25.9 S3 M3LC4	143	C512_25.9 P112 BN112M4	144
56	648	2.1	24.8	14600	C612_24.8 S3 M3LC4	147	C612_24.8 P112 BN112M4	148
60	610	1.3	23.4	10000	C512_23.4 S3 M3LC4	143	C512_23.4 P112 BN112M4	144
62	584	2.3	22.4	14200	C612_22.4 S3 M3LC4	147	C612_22.4 P112 BN112M4	148
66	547	1.5	21.0	9920	C512_21.0 S3 M3LC4	143	C512_21.0 P112 BN112M4	144
70	516	0.9	19.8	4760	C412_19.8 S3 M3LC4	139	C412_19.8 P112 BN112M4	140
71	512	2.6	19.6	13800	C612_19.6 S3 M3LC4	147	C612_19.6 P112 BN112M4	148
74	493	1.6	18.9	9730	C512_18.9 S3 M3LC4	143	C512_18.9 P112 BN112M4	144
78	465	1.0	17.8	4720	C412_17.8 S3 M3LC4	139	C412_17.8 P112 BN112M4	140
79	461	2.9	17.7	13400	C612_17.7 S3 M3LC4	147	C612_17.7 P112 BN112M4	148
84	433	1.8	16.6	9440	C512_16.6 S3 M3LC4	143	C512_16.6 P112 BN112M4	144
87	416	3.2	15.9	13100	C612_15.9 S3 M3LC4	147	C612_15.9 P112 BN112M4	148
88	413	1.1	15.8	4740	C412_15.8 S3 M3LC4	139	C412_15.8 P112 BN112M4	140
93	391	2.0	15.0	9230	C512_15.0 S3 M3LC4	143	C512_15.0 P112 BN112M4	144
95	378	1.0	14.8	3880	C362_14.8 S3 M3LC4	135	C362_14.8 P112 BN112M4	136
98	372	1.2	14.2	4690	C412_14.2 S3 M3LC4	139	C412_14.2 P112 BN112M4	140
105	342	1.1	13.3	3840	C362_13.3 S3 M3LC4	135	C362_13.3 P112 BN112M4	136
106	343	2.2	13.1	8930	C512_13.1 S3 M3LC4	143	C512_13.1 P112 BN112M4	144
112	324	1.3	12.4	4660	C412_12.4 S3 M3LC4	139	C412_12.4 P112 BN112M4	140
117	309	2.5	11.8	8720	C512_11.8 S3 M3LC4	143	C512_11.8 P112 BN112M4	144
120	299	1.3	11.7	3840	C362_11.7 S3 M3LC4	135	C362_11.7 P112 BN112M4	136
125	291	1.4	11.2	4580	C412_11.2 S3 M3LC4	139	C412_11.2 P112 BN112M4	140
132	272	1.4	10.6	3780	C362_10.6 S3 M3LC4	135	C362_10.6 P112 BN112M4	136
143	255	2.7	9.8	8290	C512_9.8 S3 M3LC4	143	C512_9.8 P112 BN112M4	144
145	251	1.6	9.6	4510	C412_9.6 S3 M3LC4	139	C412_9.6 P112 BN112M4	140
151	238	0.9	9.3	3150	C322_9.3 S3 M3LC4	131	C322_9.3 P112 BN112M4	132
158	229	3.0	8.8	8070	C512_8.8 S3 M3LC4	143	C512_8.8 P112 BN112M4	144
159	226	1.7	8.8	3720	C362_8.8 S3 M3LC4	135	C362_8.8 P112 BN112M4	136
161	226	1.7	8.6	4420	C412_8.6 S3 M3LC4	139	C412_8.6 P112 BN112M4	140
165	218	1.0	8.5	3110	C322_8.5 S3 M3LC4	131	C322_8.5 P112 BN112M4	132
174	206	1.8	8.0	3650	C362_8.0 S3 M3LC4	135	C362_8.0 P112 BN112M4	136
179	202	3.2	7.8	7800	C512_7.8 S3 M3LC4	143	C512_7.8 P112 BN112M4	144
184	197	1.1	15.6	3090	C322_15.6 S3 M3LB2	131	C322_15.6 P112 BN112M2	132
195	184	1.1	7.2	3070	C322_7.2 S3 M3LC4	131	C322_7.2 P112 BN112M4	132
197	184	1.9	7.1	4280	C412_7.1 S3 M3LC4	139	C412_7.1 P112 BN112M4	140
199	182	3.5	7.0	7580	C512_7.0 S3 M3LC4	143	C512_7.0 P112 BN112M4	144
204	178	1.2	14.1	3040	C322_14.1 S3 M3LB2	131	C322_14.1 P112 BN112M2	132
206	174	2.0	6.8	3580	C362_6.8 S3 M3LC4	135	C362_6.8 P112 BN112M4	136
218	166	2.1	6.4	4180	C412_6.4 S3 M3LC4	139	C412_6.4 P112 BN112M4	140

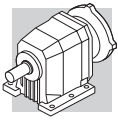


4 kW





n_2 min ⁻¹	M_2 Nm	S	i	R_{n2} N				
223	161	1.0	6.3	2840	C322_6.3 S3 M3LC4	131	C322_6.3 P112 BN112M4	132
233	156	1.3	12.3	2990	C322_12.3 S3 M3LB2	131	C322_12.3 P112 BN112M2	132
234	155	1.7	6.0	3840	C412_6.0 S3 M3LC4	139	C412_6.0 P112 BN112M4	140
239	150	1.3	5.8	3310	C362_5.8 S3 M3LC4	135	C362_5.8 P112 BN112M4	136
248	145	1.1	5.7	2780	C322_5.7 S3 M3LC4	131	C322_5.7 P112 BN112M4	132
256	142	1.3	11.2	2900	C322_11.2 S3 M3LB2	131	C322_11.2 P112 BN112M2	132
265	135	1.5	5.3	3200	C362_5.3 S3 M3LC4	135	C362_5.3 P112 BN112M4	136
283	127	1.2	5.0	2760	C322_5.0 S3 M3LC4	131	C322_5.0 P112 BN112M4	132
298	122	0.9	9.6	1680	C222_9.6 S3 M3LB2	127	C222_9.6 P112 BN112M2	128
303	119	1.7	4.6	3180	C362_4.6 S3 M3LC4	135	C362_4.6 P112 BN112M4	136
309	118	1.5	9.3	2840	C322_9.3 S3 M3LB2	131	C322_9.3 P112 BN112M2	132
311	115	1.3	4.5	2690	C322_4.5 S3 M3LC4	131	C322_4.5 P112 BN112M4	132
330	110	1.0	8.7	1660	C222_8.7 S3 M3LB2	127	C222_8.7 P112 BN112M2	128
333	108	1.9	4.2	3060	C362_4.2 S3 M3LC4	135	C362_4.2 P112 BN112M4	136
336	109	0.9	4.3	1300	C222_4.3 S3 M3LC4	127	C222_4.3 P112 BN112M4	128
338	107	1.6	8.5	2750	C322_8.5 S3 M3LB2	131	C322_8.5 P112 BN112M2	132
375	96	1.6	3.7	2640	C322_3.7 S3 M3LC4	131	C322_3.7 P112 BN112M4	132
378	95	0.9	3.7	1560	C222_3.7 S3 M3LC4	127	C222_3.7 P112 BN112M4	128
401	91	1.8	7.2	2690	C322_7.2 S3 M3LB2	131	C322_7.2 P112 BN112M2	132
402	89	2.2	3.5	3010	C362_3.5 S3 M3LC4	135	C362_3.5 P112 BN112M4	136
405	90	1.2	7.1	1650	C222_7.1 S3 M3LB2	127	C222_7.1 P112 BN112M2	128
411	87	1.6	3.4	2580	C322_3.4 S3 M3LC4	131	C322_3.4 P112 BN112M4	132
421	85	1.0	3.3	1540	C222_3.3 S3 M3LC4	127	C222_3.3 P112 BN112M4	128
440	82	2.5	3.2	2890	C362_3.2 S3 M3LC4	135	C362_3.2 P112 BN112M4	136
458	79	1.9	6.3	2530	C322_6.3 S3 M3LB2	131	C322_6.3 P112 BN112M2	132
471	77	1.1	6.1	1540	C222_6.1 S3 M3LB2	127	C222_6.1 P112 BN112M2	128
486	74	1.8	2.9	2500	C322_2.9 S3 M3LC4	131	C322_2.9 P112 BN112M4	132
513	54	1.5	5.6	1520	C222_5.6 S3 M3LB2	127	C222_5.6 P112 BN112M2	128
514	70	1.1	2.7	1530	C222_2.7 S3 M3LC4	127	C222_2.7 P112 BN112M4	128
521	69	2.9	2.7	2840	C362_2.7 S3 M3LC4	135	C362_2.7 P112 BN112M4	136
580	63	2.2	5.0	2410	C322_5.0 S3 M3LB2	131	C322_5.0 P112 BN112M2	132
602	60	1.3	4.8	1500	C222_4.8 S3 M3LB2	127	C222_4.8 P112 BN112M2	128
638	56	2.3	4.5	2330	C322_4.5 S3 M3LB2	131	C322_4.5 P112 BN112M2	132
667	54	1.4	4.3	1470	C222_4.3 S3 M3LB2	127	C222_4.3 P112 BN112M2	128
768	47	2.5	3.7	2250	C322_3.7 S3 M3LB2	131	C322_3.7 P112 BN112M2	132
774	47	1.5	3.7	1450	C222_3.7 S3 M3LB2	127	C222_3.7 P112 BN112M2	128
844	43	2.7	3.4	2170	C322_3.4 S3 M3LB2	131	C322_3.4 P112 BN112M2	132
870	42	1.6	3.3	1410	C222_3.3 S3 M3LB2	127	C222_3.3 P112 BN112M2	128
997	36	2.9	2.9	2100	C322_2.9 S3 M3LB2	131	C322_2.9 P112 BN112M2	132
1054	34	1.9	2.7	1370	C222_2.7 S3 M3LB2	127	C222_2.7 P112 BN112M2	128

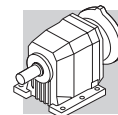
5.5 kW

n_2 min ⁻¹	M_2 Nm	S	i	R_{n2} N				
3.8	12630	1.0	380.5	85000	C1004_380.5 S4 M4SA4	160	C1004_380.5 P132 BN132S4	161
4.4	10741	1.1	323.6	85000	C1004_323.6 S4 M4SA4	160	C1004_323.6 P132 BN132S4	161
4.8	9974	1.2	300.5	85000	C1004_300.5 S4 M4SA4	160	C1004_300.5 P132 BN132S4	161
5.5	8730	1.4	263.0	85000	C1004_263.0 S4 M4SA4	160	C1004_263.0 P132 BN132S4	161







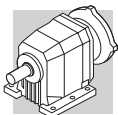
5.5 kW

n_2 min ⁻¹	M_2 Nm	S	i	R_{n2} N				
5.9	8106	1.5	244.2	85000	C1004_244.2 S4 M4SA4	160	C1004_244.2 P132 BN132S4	161
6.2	7691	0.9	231.7	60000	C904_231.7 S4 M4SA4	157	C904_231.7 P132 BN132S4	158
6.8	7050	1.0	212.4	60000	C904_212.4 S4 M4SA4	157	C904_212.4 P132 BN132S4	158
7.2	6625	1.8	199.6	85000	C1004_199.6 S4 M4SA4	160	C1004_199.6 P132 BN132S4	161
8.4	5838	1.2	172.1	60000	C903_172.1 S4 M4SA4	157	C903_172.1 P132 BN132S4	158
9.6	5103	2.4	150.4	85000	C1003_150.4 S4 M4SA4	160	C1003_150.4 P132 BN132S4	161
9.8	4964	1.5	146.3	60000	C903_146.3 S4 M4SA4	157	C903_146.3 P132 BN132S4	158
12.1	4052	1.0	119.5	35000	C803_119.5 S4 M4SA4	154	C803_119.5 P132 BN132S4	155
12.3	3960	1.8	116.7	60000	C903_116.7 S4 M4SA4	157	C903_116.7 P132 BN132S4	158
14.8	3304	1.2	97.4	35000	C803_97.4 S4 M4SA4	154	C803_97.4 P132 BN132S4	155
15.0	3265	2.2	96.2	60000	C903_96.2 S4 M4SA4	157	C903_96.2 P132 BN132S4	158
17.7	2755	2.6	81.2	59100	C903_81.2 S4 M4SA4	157	C903_81.2 P132 BN132S4	158
18.7	2609	1.5	76.9	35000	C803_76.9 S4 M4SA4	154	C803_76.9 P132 BN132S4	155
20.2	2420	1.0	71.3	25000	C703_71.3 S4 M4SA4	151	C703_71.3 P132 BN132S4	152
20.4	2392	1.7	70.5	35000	C803_70.5 S4 M4SA4	154	C803_70.5 P132 BN132S4	155
21.9	2234	1.0	65.9	25000	C703_65.9 S4 M4SA4	151	C703_65.9 P132 BN132S4	152
25.1	1944	2.1	57.3	35000	C803_57.3 S4 M4SA4	154	C803_57.3 P132 BN132S4	155
25.5	1917	1.2	56.5	25000	C703_56.5 S4 M4SA4	151	C703_56.5 P132 BN132S4	152
27.6	1770	1.3	52.2	24700	C703_52.2 S4 M4SA4	151	C703_52.2 P132 BN132S4	152
30	1616	1.0	47.6	15300	C613_47.6 S4 M4SA4	147	C613_47.6 P132 BN132S4	148
30	1609	2.4	47.4	35000	C803_47.4 S4 M4SA4	154	C803_47.4 P132 BN132S4	155
32	1516	1.5	44.7	24100	C703_44.7 S4 M4SA4	151	C703_44.7 P132 BN132S4	152
33	1475	2.6	43.5	35000	C803_43.5 S4 M4SA4	154	C803_43.5 P132 BN132S4	155
33	1474	1.1	43.4	15000	C613_43.4 S4 M4SA4	147	C613_43.4 P132 BN132S4	148
35	1400	1.6	41.3	23800	C703_41.3 S4 M4SA4	151	C703_41.3 P132 BN132S4	152
37	1355	2.4	39.1	35000	C802_39.1 S4 M4SA4	154	C802_39.1 P132 BN132S4	155
38	1317	1.0	38.0	14800	C612_38.0 S4 M4SA4	147	C612_38.0 P132 BN132S4	148
41	1204	1.7	34.7	22100	C702_34.7 S4 M4SA4	151	C702_34.7 P132 BN132S4	152
42	1186	1.0	34.2	14500	C612_34.2 S4 M4SA4	147	C612_34.2 P132 BN132S4	148
46	1086	3.4	31.3	33400	C802_31.3 S4 M4SA4	154	C802_31.3 P132 BN132S4	155
47	1055	1.3	30.4	14300	C612_30.4 S4 M4SA4	147	C612_30.4 P132 BN132S4	148
48	1020	1.0	30.1	9610	C513_30.1 S4 M4SA4	143	C513_30.1 P132 BN132S4	144
52	961	2.2	27.7	21200	C702_27.7 S4 M4SA4	151	C702_27.7 P132 BN132S4	152
52	931	1.0	27.4	9490	C513_27.4 S4 M4SA4	143	C513_27.4 P132 BN132S4	144
53	950	1.4	27.4	13900	C612_27.4 S4 M4SA4	147	C612_27.4 P132 BN132S4	148
58	860	1.6	24.8	13700	C612_24.8 S4 M4SA4	147	C612_24.8 P132 BN132S4	148
62	809	1.0	23.4	9310	C512_23.4 S4 M4SA4	143	C512_23.4 P132 BN132S4	144
63	792	2.7	22.9	20400	C702_22.9 S4 M4SA4	151	C702_22.9 P132 BN132S4	152
64	775	1.7	22.4	13400	C612_22.4 S4 M4SA4	147	C612_22.4 P132 BN132S4	148
69	726	1.1	21.0	9150	C512_21.0 S4 M4SA4	143	C512_21.0 P132 BN132S4	144
73	679	2.0	19.6	13100	C612_19.6 S4 M4SA4	147	C612_19.6 P132 BN132S4	148
75	668	3.1	19.3	19700	C702_19.3 S4 M4SA4	151	C702_19.3 P132 BN132S4	152
76	655	1.2	18.9	9030	C512_18.9 S4 M4SA4	143	C512_18.9 P132 BN132S4	144
82	612	2.2	17.7	12700	C612_17.7 S4 M4SA4	147	C612_17.7 P132 BN132S4	148
87	575	1.4	16.6	8810	C512_16.6 S4 M4SA4	143	C512_16.6 P132 BN132S4	144
90	552	2.4	15.9	12500	C612_15.9 S4 M4SA4	147	C612_15.9 P132 BN132S4	148
96	519	1.5	15.0	8660	C512_15.0 S4 M4SA4	143	C512_15.0 P132 BN132S4	144
100	497	2.7	14.3	12100	C612_14.3 S4 M4SA4	147	C612_14.3 P132 BN132S4	148
101	494	0.9	14.2	4000	C412_14.2 S4 M4SA4	139	C412_14.2 P132 BN132S4	140
110	455	1.6	13.1	8420	C512_13.1 S4 M4SA4	143	C512_13.1 P132 BN132S4	144
116	429	1.0	12.4	4060	C412_12.4 S4 M4SA4	139	C412_12.4 P132 BN132S4	140







5.5 kW

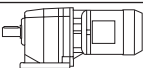



n_2 min ⁻¹	M_2 Nm	S	i	R_{n2} N				
119	419	3.2	12.1	11600	C612_12.1 S4 M4SA4	147	C612_12.1 P132 BN132S4	148
122	410	1.9	11.8	8250	C512_11.8 S4 M4SA4	143	C512_11.8 P132 BN132S4	144
123	399	1.0	11.7	3380	C362_11.7 S4 M4SA4	135	C362_11.7 P132 BN132S4	136
129	387	1.1	11.2	4030	C412_11.2 S4 M4SA4	139	C412_11.2 P132 BN132S4	140
136	363	1.0	10.6	3350	C362_10.6 S4 M4SA4	135	C362_10.6 P132 BN132S4	136
148	338	2.0	9.8	7890	C512_9.8 S4 M4SA4	143	C512_9.8 P132 BN132S4	144
150	333	1.2	9.6	4030	C412_9.6 S4 M4SA4	139	C412_9.6 P132 BN132S4	140
164	305	2.2	8.8	7700	C512_8.8 S4 M4SA4	143	C512_8.8 P132 BN132S4	144
164	301	1.3	8.8	3350	C362_8.8 S4 M4SA4	135	C362_8.8 P132 BN132S4	136
167	299	1.3	8.6	3980	C412_8.6 S4 M4SA4	139	C412_8.6 P132 BN132S4	140
179	275	1.3	8.0	3330	C362_8.0 S4 M4SA4	135	C362_8.0 P132 BN132S4	136
186	269	2.4	7.8	7460	C512_7.8 S4 M4SA4	143	C512_7.8 P132 BN132S4	144
204	245	1.4	7.1	3920	C412_7.1 S4 M4SA4	139	C412_7.1 P132 BN132S4	140
206	242	2.6	7.0	7280	C512_7.0 S4 M4SA4	143	C512_7.0 P132 BN132S4	144
212	232	1.5	6.8	3280	C362_6.8 S4 M4SA4	135	C362_6.8 P132 BN132S4	136
226	221	1.6	6.4	3840	C412_6.4 S4 M4SA4	139	C412_6.4 P132 BN132S4	140
240	208	3.2	6.0	9480	C612_6.0 S4 M4SA4	147	C612_6.0 P132 BN132S4	148
242	206	1.3	6.0	3430	C412_6.0 S4 M4SA4	139	C412_6.0 P132 BN132S4	140
246	200	1.0	5.8	3020	C362_5.8 S4 M4SA4	135	C362_5.8 P132 BN132S4	136
256	195	2.2	5.6	6720	C512_5.6 S4 M4SA4	143	C512_5.6 P132 BN132S4	144
259	193	1.7	11.2	3770	C412_11.2 S4 M4SA2	139	C412_11.2 P132 BN132SA2	140
262	191	1.3	3.6	3410	C412_3.6 S4 M4LB6	139	C412_3.6 P132 BN132MB6	140
273	181	1.1	5.3	2930	C362_5.3 S4 M4SA4	135	C362_5.3 P132 BN132S4	136
286	175	2.4	3.3	6530	C512_3.3 S4 M4LB6	143	C512_3.3 P132 BN132MB6	144
291	169	0.9	5.0	2480	C322_5.0 S4 M4SA4	131	C322_5.0 P132 BN132S4	132
301	166	1.9	9.6	3680	C412_9.6 S4 M4SA2	139	C412_9.6 P132 BN132SA2	140
309	162	1.6	4.7	3360	C412_4.7 S4 M4SA4	139	C412_4.7 P132 BN132S4	140
312	158	1.3	4.6	2860	C362_4.6 S4 M4SA4	135	C362_4.6 P132 BN132S4	136
320	154	1.0	4.5	2500	C322_4.5 S4 M4SA4	131	C322_4.5 P132 BN132S4	132
323	154	2.8	4.5	6330	C512_4.5 S4 M4SA4	143	C512_4.5 P132 BN132S4	144
334	149	2.0	8.6	3600	C412_8.6 S4 M4SA2	139	C412_8.6 P132 BN132SA2	140
343	144	1.4	4.2	2830	C362_4.2 S4 M4SA4	135	C362_4.2 P132 BN132S4	136
355	140	1.7	2.7	3300	C412_2.7 S4 M4LB6	139	C412_2.7 P132 BN132MB6	140
359	139	2.9	2.6	6150	C512_2.6 S4 M4LB6	143	C512_2.6 P132 BN132MB6	144
361	138	2.1	8.0	2850	C362_8.0 S4 M4SA2	135	C362_8.0 P132 BN132SA2	136
386	128	1.2	3.7	2410	C322_3.7 S4 M4SA4	131	C322_3.7 P132 BN132S4	132
399	125	2.0	3.6	3240	C412_3.6 S4 M4SA4	139	C412_3.6 P132 BN132S4	140
409	122	2.3	7.1	3460	C412_7.1 S4 M4SA2	139	C412_7.1 P132 BN132SA2	140
413	119	1.7	3.5	2750	C362_3.5 S4 M4SA4	135	C362_3.5 P132 BN132S4	136
422	117	1.2	3.4	2370	C322_3.4 S4 M4SA4	131	C322_3.4 P132 BN132S4	132
425	118	2.4	6.8	2750	C362_6.8 S4 M4SA2	135	C362_6.8 P132 BN132SA2	136
453	109	1.8	3.2	2700	C362_3.2 S4 M4SA4	135	C362_3.2 P132 BN132S4	136
454	110	2.5	6.4	3370	C412_6.4 S4 M4SA2	139	C412_6.4 P132 BN132SA2	140
485	103	2.5	6.0	3140	C412_6.0 S4 M4SA2	139	C412_6.0 P132 BN132SA2	140
498	100	2.0	5.8	2620	C362_5.8 S4 M4SA2	135	C362_5.8 P132 BN132SA2	136
500	98	1.3	2.9	2310	C322_2.9 S4 M4SA4	131	C322_2.9 P132 BN132S4	132
536	92	2.2	2.7	2620	C362_2.7 S4 M4SA4	135	C362_2.7 P132 BN132S4	136
542	92	2.7	2.7	3070	C412_2.7 S4 M4SA4	139	C412_2.7 P132 BN132S4	140
545	92	2.2	5.3	2550	C362_5.3 S4 M4SA2	135	C362_5.3 P132 BN132SA2	136
578	86	1.6	5.0	2230	C322_5.0 S4 M4SA2	131	C322_5.0 P132 BN132SA2	132
620	81	3.2	4.7	2990	C412_4.7 S4 M4SA2	139	C412_4.7 P132 BN132SA2	140

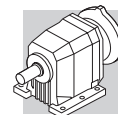


5.5 kW

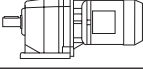



n_2 min ⁻¹	M_2 Nm	S	i	R_{n2} N				
642	78	1.7	4.5	2190	C322_4.5 S4 M4SA2	131	C322_4.5 P132 BN132SA2	132
781	64	1.9	3.7	2120	C322_3.7 S4 M4SA2	131	C322_3.7 P132 BN132SA2	132
850	59	2.0	3.4	2080	C322_3.4 S4 M4SA2	131	C322_3.4 P132 BN132SA2	132
1004	50	2.1	2.9	2000	C322_2.9 S4 M4SA2	131	C322_2.9 P132 BN132SA2	132

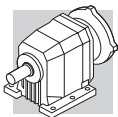
7.5 kW

n_2 min ⁻¹	M_2 Nm	S	i	R_{n2} N				
5.5	11904	1.0	263.0	85000	C1004_263.0 S4 M4LA4	160	C1004_263.0 P132 BN132MA4	161
7.2	9034	1.3	199.6	85000	C1004_199.6 S4 M4LA4	160	C1004_199.6 P132 BN132MA4	161
8.4	7961	0.9	172.1	60000	C903_172.1 S4 M4LA4	157	C903_172.1 P132 BN132MA4	158
9.6	6958	1.7	150.4	85000	C1003_150.4 S4 M4LA4	160	C1003_150.4 P132 BN132MA4	161
9.8	6769	1.1	146.3	59600	C903_146.3 S4 M4LA4	157	C903_146.3 P132 BN132MA4	158
12.3	5400	1.3	116.7	58600	C903_116.7 S4 M4LA4	157	C903_116.7 P132 BN132MA4	158
12.9	5176	2.3	111.9	85000	C1003_111.9 S4 M4LA4	160	C1003_111.9 P132 BN132MA4	161
16.1	4129	1.0	89.3	35000	C803_89.3 S4 M4LA4	154	C803_89.3 P132 BN132MA4	155
16.3	4081	1.7	88.2	56600	C903_88.2 S4 M4LA4	157	C903_88.2 P132 BN132MA4	158
16.8	3958	3.0	85.6	85000	C1003_85.6 S4 M4LA4	160	C1003_85.6 P132 BN132MA4	161
19.3	3444	2.1	74.4	55200	C903_74.4 S4 M4LA4	157	C903_74.4 P132 BN132MA4	158
20.4	3261	1.2	70.5	35000	C803_70.5 S4 M4LA4	154	C803_70.5 P132 BN132MA4	155
23.0	2891	1.4	62.5	35000	C803_62.5 S4 M4LA4	154	C803_62.5 P132 BN132MA4	155
24.3	2738	2.6	59.2	53000	C903_59.2 S4 M4LA4	157	C903_59.2 P132 BN132MA4	158
27.6	2413	1.0	52.2	22900	C703_52.2 S4 M4LA4	151	C703_52.2 P132 BN132MA4	152
30	2195	1.7	47.4	35000	C803_47.4 S4 M4LA4	154	C803_47.4 P132 BN132MA4	155
32	2068	1.1	44.7	22500	C703_44.7 S4 M4LA4	151	C703_44.7 P132 BN132MA4	152
35	1909	1.2	41.3	22300	C703_41.3 S4 M4LA4	151	C703_41.3 P132 BN132MA4	152
37	1848	1.7	39.1	33600	C802_39.1 S4 M4LA4	154	C802_39.1 P132 BN132MA4	155
40	1672	0.9	36.1	13300	C613_36.1 S4 M4LA4	147	C613_36.1 P132 BN132MA4	148
41	1642	1.3	34.7	20500	C702_34.7 S4 M4LA4	151	C702_34.7 P132 BN132MA4	152
44	1525	1.0	33.0	13100	C613_33.0 S4 M4LA4	147	C613_33.0 P132 BN132MA4	148
46	1481	2.5	31.3	32200	C802_31.3 S4 M4LA4	154	C802_31.3 P132 BN132MA4	155
47	1439	0.9	30.4	13000	C612_30.4 S4 M4LA4	147	C612_30.4 P132 BN132MA4	148
49	1358	1.1	29.4	13100	C613_29.4 S4 M4LA4	147	C613_29.4 P132 BN132MA4	148
52	1310	1.6	27.7	20000	C702_27.7 S4 M4LA4	151	C702_27.7 P132 BN132MA4	152
53	1296	1.0	27.4	12800	C612_27.4 S4 M4LA4	147	C612_27.4 P132 BN132MA4	148
55	1226	3.0	25.9	31000	C802_25.9 S4 M4LA4	154	C802_25.9 P132 BN132MA4	155
58	1173	1.2	24.8	12700	C612_24.8 S4 M4LA4	147	C612_24.8 P132 BN132MA4	148
60	1132	3.1	24.0	30500	C802_24.0 S4 M4LA4	154	C802_24.0 P132 BN132MA4	155
63	1080	1.9	22.9	19400	C702_22.9 S4 M4LA4	151	C702_22.9 P132 BN132MA4	152
64	1056	1.3	22.4	12500	C612_22.4 S4 M4LA4	147	C612_22.4 P132 BN132MA4	148
65	1051	3.5	22.2	30000	C802_22.2 S4 M4LA4	154	C802_22.2 P132 BN132MA4	155
73	926	1.5	19.6	12300	C612_19.6 S4 M4LA4	147	C612_19.6 P132 BN132MA4	148
75	911	2.3	19.3	18900	C702_19.3 S4 M4LA4	151	C702_19.3 P132 BN132MA4	152
82	834	1.6	17.7	12000	C612_17.7 S4 M4LA4	147	C612_17.7 P132 BN132MA4	148
86	789	2.6	16.7	18200	C702_16.7 S4 M4LA4	151	C702_16.7 P132 BN132MA4	152
87	784	1.0	16.6	8070	C512_16.6 S4 M4LA4	143	C512_16.6 P132 BN132MA4	144
90	753	1.8	15.9	11800	C612_15.9 S4 M4LA4	147	C612_15.9 P132 BN132MA4	148
96	707	1.1	15.0	8000	C512_15.0 S4 M4LA4	143	C512_15.0 P132 BN132MA4	144







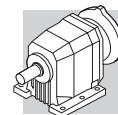
7.5 kW

n_2 min ⁻¹	M_2 Nm	S	i	R_{n2} N				
100	678	2.0	14.3	11500	C612_14.3 S4 M4LA4	147	C612_14.3 P132 BN132MA4	148
110	620	1.2	13.1	7840	C512_13.1 S4 M4LA4	143	C512_13.1 P132 BN132MA4	144
111	616	3.4	13.0	17500	C702_13.0 S4 M4LA4	151	C702_13.0 P132 BN132MA4	152
119	571	2.4	12.1	11100	C612_12.1 S4 M4LA4	147	C612_12.1 P132 BN132MA4	148
122	559	1.4	11.8	7730	C512_11.8 S4 M4LA4	143	C512_11.8 P132 BN132MA4	144
132	515	2.6	10.9	10900	C612_10.9 S4 M4LA4	147	C612_10.9 P132 BN132MA4	148
147	464	2.9	9.8	10600	C612_9.8 S4 M4LA4	147	C612_9.8 P132 BN132MA4	148
148	461	1.5	9.8	7450	C512_9.8 S4 M4LA4	143	C512_9.8 P132 BN132MA4	144
163	418	3.2	8.8	10300	C612_8.8 S4 M4LA4	147	C612_8.8 P132 BN132MA4	148
164	415	1.6	8.8	7320	C512_8.8 S4 M4LA4	143	C512_8.8 P132 BN132MA4	144
164	418	0.9	8.8	2880	C362_8.8 S4 M4LA4	135	C362_8.8 P132 BN132MA4	136
167	408	0.9	8.6	3430	C412_8.6 S4 M4LA4	139	C412_8.6 P132 BN132MA4	140
179	381	1.0	8.0	2900	C362_8.0 S4 M4LA4	135	C362_8.0 P132 BN132MA4	136
186	366	1.7	7.8	7120	C512_7.8 S4 M4LA4	143	C512_7.8 P132 BN132MA4	144
204	334	1.1	7.1	3470	C412_7.1 S4 M4LA4	139	C412_7.1 P132 BN132MA4	140
206	330	1.9	7.0	6970	C512_7.0 S4 M4LA4	143	C512_7.0 P132 BN132MA4	144
212	322	1.1	6.8	2900	C362_6.8 S4 M4LA4	135	C362_6.8 P132 BN132MA4	136
226	301	1.1	6.4	3440	C412_6.4 S4 M4LA4	139	C412_6.4 P132 BN132MA4	140
240	284	2.3	6.0	9180	C612_6.0 S4 M4LA4	147	C612_6.0 P132 BN132MA4	148
242	281	0.9	6.0	2920	C412_6.0 S4 M4LA4	139	C412_6.0 P132 BN132MA4	140
256	266	1.6	5.6	6410	C512_5.6 S4 M4LA4	143	C512_5.6 P132 BN132MA4	144
309	220	1.2	4.7	2960	C412_4.7 S4 M4LA4	139	C412_4.7 P132 BN132MA4	140
312	220	0.9	4.6	2600	C362_4.6 S4 M4LA4	135	C362_4.6 P132 BN132MA4	136
316	215	3.1	4.6	8550	C612_4.6 S4 M4LA4	147	C612_4.6 P132 BN132MA4	148
323	210	2.1	4.5	6090	C512_4.5 S4 M4LA4	143	C512_4.5 P132 BN132MA4	144
339	201	3.3	2.8	8390	C612_2.8 S5 M5SA6	147	C612_2.8 P160 BN160M6	148
343	199	1.0	4.2	2550	C362_4.2 S4 M4LA4	135	C362_4.2 P132 BN132MA4	136
363	187	2.1	2.6	5920	C512_2.6 S5 M5SA6	143	C512_2.6 P160 BN160M6	144
399	171	1.5	3.6	2930	C412_3.6 S4 M4LA4	139	C412_3.6 P132 BN132MA4	140
410	166	1.7	7.1	3240	C412_7.1 S4 M4SB2	139	C412_7.1 P132 BN132SB2	140
413	166	1.2	3.5	2500	C362_3.5 S4 M4LA4	135	C362_3.5 P132 BN132MA4	136
435	156	2.7	3.3	5660	C512_3.3 S4 M4LA4	143	C512_3.3 P132 BN132MA4	144
453	151	1.3	3.2	2500	C362_3.2 S4 M4LA4	135	C362_3.2 P132 BN132MA4	136
456	149	1.8	6.4	3170	C412_6.4 S4 M4SB2	139	C412_6.4 P132 BN132SB2	140
487	140	1.9	6.0	2880	C412_6.0 S4 M4SB2	139	C412_6.0 P132 BN132SB2	140
500	137	1.0	2.9	2100	C322_2.9 S4 M4LA4	131	C322_2.9 P132 BN132MA4	132
515	132	3.1	5.6	5420	C512_5.6 S4 M4SB2	143	C512_5.6 P132 BN132SB2	144
536	128	1.6	2.7	2440	C362_2.7 S4 M4LA4	135	C362_2.7 P132 BN132MA4	136
542	126	1.9	2.7	2840	C412_2.7 S4 M4LA4	139	C412_2.7 P132 BN132MA4	140
547	126	1.6	5.3	2370	C362_5.3 S4 M4SB2	135	C362_5.3 P132 BN132SB2	136
548	124	3.2	2.6	5330	C512_2.6 S4 M4LA4	143	C512_2.6 P132 BN132MA4	144
622	109	2.4	4.7	2790	C412_4.7 S4 M4SB2	139	C412_4.7 P132 BN132SB2	140
630	109	1.8	4.6	2330	C362_4.6 S4 M4SB2	135	C362_4.6 P132 BN132SB2	136
690	100	2.0	4.2	2290	C362_4.2 S4 M4SB2	135	C362_4.2 P132 BN132SB2	136
803	85	3.0	3.6	2670	C412_3.6 S4 M4SB2	139	C412_3.6 P132 BN132SB2	140
829	83	2.4	3.5	2210	C362_3.5 S4 M4SB2	135	C362_3.5 P132 BN132SB2	136
906	76	2.6	3.2	2170	C362_3.2 S4 M4SB2	135	C362_3.2 P132 BN132SB2	136
1074	64	3.1	2.7	2100	C362_2.7 S4 M4SB2	135	C362_2.7 P132 BN132SB2	136







9.2 kW

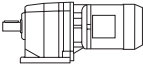



n_2 min ⁻¹	M_2 Nm	S	i	R_{n2} N				
7.2	11082	1.1	199.6	85000	C1004_199.6 S4 M4LB4	160	C1004_199.6 P132 BN132MB4	161
7.8	10294	1.2	185.4	85000	C1004_185.4 S4 M4LB4	160	C1004_185.4 P132 BN132MB4	161
9.6	8536	1.4	150.4	85000	C1003_150.4 S4 M4LB4	160	C1003_150.4 P132 BN132MB4	161
10.7	7611	0.9	134.1	54900	C903_134.1 S4 M4LB4	157	C903_134.1 P132 BN132MB4	158
13.5	6072	1.2	107.0	54600	C903_107.0 S4 M4LB4	157	C903_107.0 P132 BN132MB4	158
15.0	5461	1.3	96.2	54200	C903_96.2 S4 M4LB4	157	C903_96.2 P132 BN132MB4	158
15.5	5259	2.3	92.7	85000	C1003_92.7 S4 M4LB4	160	C1003_92.7 P132 BN132MB4	161
17.7	4608	1.6	81.2	53300	C903_81.2 S4 M4LB4	157	C903_81.2 P132 BN132MB4	158
19.3	4224	1.7	74.4	52700	C903_74.4 S4 M4LB4	157	C903_74.4 P132 BN132MB4	158
20.4	4001	1.0	70.5	35000	C803_70.5 S4 M4LB4	154	C803_70.5 P132 BN132MB4	155
24.3	3359	2.1	59.2	51100	C903_59.2 S4 M4LB4	157	C903_59.2 P132 BN132MB4	158
25.1	3251	1.2	57.3	35000	C803_57.3 S4 M4LB4	154	C803_57.3 P132 BN132MB4	155
28.6	2854	2.5	50.3	49700	C903_50.3 S4 M4LB4	157	C903_50.3 P132 BN132MB4	158
30	2692	1.4	47.4	34900	C803_47.4 S4 M4LB4	154	C803_47.4 P132 BN132MB4	155
32	2536	0.9	44.7	21100	C703_44.7 S4 M4LB4	151	C703_44.7 P132 BN132MB4	152
33	2468	1.5	43.5	34400	C803_43.5 S4 M4LB4	154	C803_43.5 P132 BN132MB4	155
35	2341	1.0	41.3	21000	C703_41.3 S4 M4LB4	151	C703_41.3 P132 BN132MB4	152
37	2267	1.4	39.1	32300	C802_39.1 S4 M4LB4	154	C802_39.1 P132 BN132MB4	155
41	2034	2.7	35.1	46200	C902_35.1 S4 M4LB4	157	C902_35.1 P132 BN132MB4	158
41	2014	1.0	34.7	19200	C702_34.7 S4 M4LB4	151	C702_34.7 P132 BN132MB4	152
46	1816	2.0	31.3	31100	C802_31.3 S4 M4LB4	154	C802_31.3 P132 BN132MB4	155
49	1706	3.5	29.4	44600	C902_29.4 S4 M4LB4	157	C902_29.4 P132 BN132MB4	158
52	1607	1.3	27.7	18900	C702_27.7 S4 M4LB4	151	C702_27.7 P132 BN132MB4	152
58	1439	0.9	24.8	11800	C612_24.8 S4 M4LB4	147	C612_24.8 P132 BN132MB4	148
63	1325	1.6	22.9	18500	C702_22.9 S4 M4LB4	151	C702_22.9 P132 BN132MB4	152
64	1296	1.0	22.4	11700	C612_22.4 S4 M4LB4	147	C612_22.4 P132 BN132MB4	148
65	1289	2.9	22.2	29200	C802_22.2 S4 M4LB4	154	C802_22.2 P132 BN132MB4	155
73	1136	1.2	19.6	11600	C612_19.6 S4 M4LB4	147	C612_19.6 P132 BN132MB4	148
75	1118	1.9	19.3	18100	C702_19.3 S4 M4LB4	151	C702_19.3 P132 BN132MB4	152
82	1023	1.3	17.7	11400	C612_17.7 S4 M4LB4	147	C612_17.7 P132 BN132MB4	148
86	968	2.1	16.7	17500	C702_16.7 S4 M4LB4	151	C702_16.7 P132 BN132MB4	152
90	923	1.5	15.9	11200	C612_15.9 S4 M4LB4	147	C612_15.9 P132 BN132MB4	148
94	889	2.4	15.3	17500	C702_15.3 S4 M4LB4	151	C702_15.3 P132 BN132MB4	152
96	867	0.9	15.0	7430	C512_15.0 S4 M4LB4	143	C512_15.0 P132 BN132MB4	144
100	832	1.6	14.3	11000	C612_14.3 S4 M4LB4	147	C612_14.3 P132 BN132MB4	148
102	817	2.6	14.1	17000	C702_14.1 S4 M4LB4	151	C702_14.1 P132 BN132MB4	152
110	761	1.0	13.1	7340	C512_13.1 S4 M4LB4	143	C512_13.1 P132 BN132MB4	144
111	755	2.8	13.0	17000	C702_13.0 S4 M4LB4	151	C702_13.0 P132 BN132MB4	152
119	701	1.9	12.1	10700	C612_12.1 S4 M4LB4	147	C612_12.1 P132 BN132MB4	148
122	686	1.1	11.8	7280	C512_11.8 S4 M4LB4	143	C512_11.8 P132 BN132MB4	144
127	658	3.2	22.9	16500	C702_22.9 S4 M4LA2	151	C702_22.9 P132 BN132M2	152
132	631	2.1	10.9	10500	C612_10.9 S4 M4LB4	147	C612_10.9 P132 BN132MB4	148
147	569	2.4	9.8	10300	C612_9.8 S4 M4LB4	147	C612_9.8 P132 BN132MB4	148
148	565	1.2	9.8	7080	C512_9.8 S4 M4LB4	143	C512_9.8 P132 BN132MB4	144
163	513	2.6	8.8	10000	C612_8.8 S4 M4LB4	147	C612_8.8 P132 BN132MB4	148
164	510	1.3	8.8	6990	C512_8.8 S4 M4LB4	143	C512_8.8 P132 BN132MB4	144
186	449	1.4	7.8	6820	C512_7.8 S4 M4LB4	143	C512_7.8 P132 BN132MB4	144
192	434	3.1	7.5	9670	C612_7.5 S4 M4LB4	147	C612_7.5 P132 BN132MB4	148
206	405	1.6	7.0	6710	C512_7.0 S4 M4LB4	143	C512_7.0 P132 BN132MB4	144
212	393	0.9	6.8	2600	C362_6.8 S4 M4LB4	135	C362_6.8 P132 BN132MB4	136
214	391	3.5	6.7	9410	C612_6.7 S4 M4LB4	147	C612_6.7 P132 BN132MB4	148

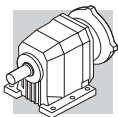


9.2 kW

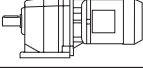



n_2 min ⁻¹	M_2 Nm	S	i	R_{n2} N				
226	369	0.9	6.4	3100	C412_6.4 S4 M4LB4	139	C412_6.4 P132 BN132MB4	140
240	348	1.9	6.0	8930	C612_6.0 S4 M4LB4	147	C612_6.0 P132 BN132MB4	148
256	326	1.3	5.6	6150	C512_5.6 S4 M4LB4	143	C512_5.6 P132 BN132MB4	144
260	321	1.0	11.2	3110	C412_11.2 S4 M4LA2	139	C412_11.2 P132 BN132M2	140
309	270	1.0	4.7	2620	C412_4.7 S4 M4LB4	139	C412_4.7 P132 BN132MB4	140
316	264	2.5	4.6	8360	C612_4.6 S4 M4LB4	147	C612_4.6 P132 BN132MB4	148
323	258	1.7	4.5	5880	C512_4.5 S4 M4LB4	143	C512_4.5 P132 BN132MB4	144
336	249	1.2	8.6	3090	C412_8.6 S4 M4LA2	139	C412_8.6 P132 BN132M2	140
374	223	2.3	7.8	5870	C512_7.8 S4 M4LA2	143	C512_7.8 P132 BN132M2	144
399	209	1.2	3.6	2670	C412_3.6 S4 M4LB4	139	C412_3.6 P132 BN132MB4	140
410	203	1.4	7.1	3050	C412_7.1 S4 M4LA2	139	C412_7.1 P132 BN132M2	140
413	202	1.0	3.5	2300	C362_3.5 S4 M4LB4	135	C362_3.5 P132 BN132MB4	136
415	201	2.5	7.0	5730	C512_7.0 S4 M4LA2	143	C512_7.0 P132 BN132M2	144
435	192	2.2	3.3	5510	C512_3.3 S4 M4LB4	143	C512_3.3 P132 BN132MB4	144
453	184	1.1	3.2	2300	C362_3.2 S4 M4LB4	135	C362_3.2 P132 BN132MB4	136
456	183	1.5	6.4	3000	C412_6.4 S4 M4LA2	139	C412_6.4 P132 BN132M2	140
487	171	1.5	6.0	2660	C412_6.0 S4 M4LA2	139	C412_6.0 P132 BN132M2	140
515	162	2.6	5.6	5290	C512_5.6 S4 M4LA2	143	C512_5.6 P132 BN132M2	144
536	156	1.3	2.7	2280	C362_2.7 S4 M4LB4	135	C362_2.7 P132 BN132MB4	136
542	154	1.6	2.7	2650	C412_2.7 S4 M4LB4	139	C412_2.7 P132 BN132MB4	140
548	152	2.6	2.6	5210	C512_2.6 S4 M4LB4	143	C512_2.6 P132 BN132MB4	144
622	134	1.9	4.7	2620	C412_4.7 S4 M4LA2	139	C412_4.7 P132 BN132M2	140
651	128	3.4	4.5	4980	C512_4.5 S4 M4LA2	143	C512_4.5 P132 BN132M2	144
698	120	1.7	4.2	2180	C362_4.2 S4 M4LA2	135	C362_4.2 P132 BN132M2	136
803	104	2.5	3.6	2540	C412_3.6 S4 M4LA2	139	C412_3.6 P132 BN132M2	140
837	100	2.0	3.5	2120	C362_3.5 S4 M4LA2	135	C362_3.5 P132 BN132M2	136
916	91	2.2	3.2	2090	C362_3.2 S4 M4LA2	135	C362_3.2 P132 BN132M2	136
1091	77	3.2	2.7	2410	C412_2.7 S4 M4LA2	139	C412_2.7 P132 BN132M2	140
1091	77	2.6	2.7	2020	C362_2.7 S4 M4LA2	135	C362_2.7 P132 BN132M2	136

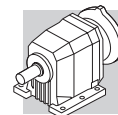
11 kW

n_2 min ⁻¹	M_2 Nm	S	i	R_{n2} N				
7.2	13251	0.9	199.6	85000	C1004_199.6 S4 M4LC4	160	C1004_199.6 P160 BN160MR4	161
9.6	10206	1.2	150.4	85000	C1003_150.4 S4 M4LC4	160	C1003_150.4 P160 BN160MR4	161
12.3	7920	0.9	116.7	50800	C903_116.7 S4 M4LC4	157	C903_116.7 P160 BN160MR4	158
12.9	7592	1.6	111.9	85000	C1003_111.9 S4 M4LC4	160	C1003_111.9 P160 BN160MR4	161
15.5	6287	1.9	92.7	85000	C1003_92.7 S4 M4LC4	160	C1003_92.7 P160 BN160MR4	161
16.3	5985	1.2	88.2	50700	C903_88.2 S4 M4LC4	157	C903_88.2 P160 BN160MR4	158
19.3	5051	1.4	74.4	50200	C903_74.4 S4 M4LC4	157	C903_74.4 P160 BN160MR4	158
20.7	4710	2.5	69.4	84800	C1003_69.4 S4 M4LC4	160	C1003_69.4 P160 BN160MR4	161
24.3	4016	1.8	59.2	49000	C903_59.2 S4 M4LC4	157	C903_59.2 P160 BN160MR4	158
25.1	3887	1.0	57.3	34200	C803_57.3 S4 M4LC4	154	C803_57.3 P160 BN160MR4	155
28.6	3413	2.1	50.3	48000	C903_50.3 S4 M4LC4	157	C903_50.3 P160 BN160MR4	158
30	3219	1.2	47.4	33500	C803_47.4 S4 M4LC4	154	C803_47.4 P160 BN160MR4	155
33	2951	1.3	43.5	33100	C803_43.5 S4 M4LC4	154	C803_43.5 P160 BN160MR4	155
37	2673	2.7	39.4	46100	C903_39.4 S4 M4LC4	157	C903_39.4 P160 BN160MR4	158
37	2711	1.2	39.1	30900	C802_39.1 S4 M4LC4	154	C802_39.1 P160 BN160MR4	155



11 kW

n_2 min ⁻¹	M_2 Nm	S	i	R_{n2} N				
41	2432	2.2	35.1	45000	C902_35.1 S4 M4LC4	157	C902_35.1 P160 BN160MR4	158
46	2172	1.7	31.3	30000	C802_31.3 S4 M4LC4	154	C802_31.3 P160 BN160MR4	155
52	1921	1.1	27.7	17800	C702_27.7 S4 M4LC4	151	C702_27.7 P160 BN160MR4	152
55	1798	2.1	25.9	29200	C802_25.9 S4 M4LC4	154	C802_25.9 P160 BN160MR4	155
63	1584	1.3	22.9	17600	C702_22.9 S4 M4LC4	151	C702_22.9 P160 BN160MR4	152
65	1542	2.4	22.2	28400	C802_22.2 S4 M4LC4	154	C802_22.2 P160 BN160MR4	155
70	1423	2.5	20.5	28000	C802_20.5 S4 M4LC4	154	C802_20.5 P160 BN160MR4	155
73	1358	1.0	19.6	10800	C612_19.6 S4 M4LC4	147	C612_19.6 P160 BN160MR4	148
75	1337	1.6	19.3	17300	C702_19.3 S4 M4LC4	151	C702_19.3 P160 BN160MR4	152
80	1251	3.0	18.1	27300	C802_18.1 S4 M4LC4	154	C802_18.1 P160 BN160MR4	155
82	1223	1.1	17.7	10700	C612_17.7 S4 M4LC4	147	C612_17.7 P160 BN160MR4	148
86	1158	1.8	16.7	16800	C702_16.7 S4 M4LC4	151	C702_16.7 P160 BN160MR4	152
86	1155	3.0	16.7	26900	C802_16.7 S4 M4LC4	154	C802_16.7 P160 BN160MR4	155
90	1104	1.2	15.9	10700	C612_15.9 S4 M4LC4	147	C612_15.9 P160 BN160MR4	148
94	1063	2.0	15.3	16800	C702_15.3 S4 M4LC4	151	C702_15.3 P160 BN160MR4	152
100	994	1.4	14.3	10500	C612_14.3 S4 M4LC4	147	C612_14.3 P160 BN160MR4	148
102	977	2.2	14.1	16400	C702_14.1 S4 M4LC4	151	C702_14.1 P160 BN160MR4	152
111	903	2.3	13.0	16400	C702_13.0 S4 M4LC4	151	C702_13.0 P160 BN160MR4	152
119	838	1.6	12.1	10300	C612_12.1 S4 M4LC4	147	C612_12.1 P160 BN160MR4	148
122	820	0.9	11.8	6810	C512_11.8 S4 M4LC4	143	C512_11.8 P160 BN160MR4	144
128	777	2.8	11.2	15800	C702_11.2 S4 M4LC4	151	C702_11.2 P160 BN160MR4	152
132	755	1.8	10.9	10100	C612_10.9 S4 M4LC4	147	C612_10.9 P160 BN160MR4	148
141	707	3.0	10.2	15700	C702_10.2 S4 M4LC4	151	C702_10.2 P160 BN160MR4	152
147	680	2.0	9.8	9910	C612_9.8 S4 M4LC4	147	C612_9.8 P160 BN160MR4	148
148	676	1.0	9.8	6690	C512_9.8 S4 M4LC4	143	C512_9.8 P160 BN160MR4	144
151	660	3.3	9.5	15400	C702_9.5 S4 M4LC4	151	C702_9.5 P160 BN160MR4	152
163	613	2.2	8.8	9690	C612_8.8 S4 M4LC4	147	C612_8.8 P160 BN160MR4	148
164	609	1.1	8.8	6640	C512_8.8 S4 M4LC4	143	C512_8.8 P160 BN160MR4	144
186	537	1.2	7.8	6510	C512_7.8 S4 M4LC4	143	C512_7.8 P160 BN160MR4	144
192	519	2.6	7.5	9390	C612_7.5 S4 M4LC4	147	C612_7.5 P160 BN160MR4	148
206	484	1.3	7.0	6430	C512_7.0 S4 M4LC4	143	C512_7.0 P160 BN160MR4	144
214	467	2.9	6.7	9150	C612_6.7 S4 M4LC4	147	C612_6.7 P160 BN160MR4	148
240	416	1.6	6.0	8670	C612_6.0 S4 M4LC4	147	C612_6.0 P160 BN160MR4	148
256	390	1.1	5.6	5880	C512_5.6 S4 M4LC4	143	C512_5.6 P160 BN160MR4	144
290	344	1.2	3.3	5770	C512_3.3 S5 M5SA6	143	C512_3.3 P160 BN160L6	144
316	316	2.1	4.6	8160	C612_4.6 S4 M4LC4	147	C612_4.6 P160 BN160MR4	148
323	309	1.4	4.5	5660	C512_4.5 S4 M4LC4	143	C512_4.5 P160 BN160MR4	144
338	295	1.0	8.6	2850	C412_8.6 S4 M4LC2	139		
365	273	1.5	2.6	5540	C512_2.6 S5 M5SA6	143	C512_2.6 P160 BN160L6	144
389	256	2.6	3.7	7760	C612_3.7 S4 M4LC4	147	C612_3.7 P160 BN160MR4	148
399	250	1.0	3.6	2390	C412_3.6 S4 M4LC4	139		
413	242	1.2	7.1	2860	C412_7.1 S4 M4LC2	139		
435	229	1.8	3.3	5340	C512_3.3 S4 M4LC4	143	C512_3.3 P160 BN160MR4	144
459	217	1.3	6.4	2820	C412_6.4 S4 M4LC2	139		
491	203	1.3	6.0	2440	C412_6.0 S4 M4LC2	139		
511	195	3.4	2.8	7240	C612_2.8 S4 M4LC4	147	C612_2.8 P160 BN160MR4	148
519	192	2.2	5.6	5140	C512_5.6 S4 M4LC2	143	C512_5.6 P160 BN160MA2	144
542	184	1.3	2.7	2440	C412_2.7 S4 M4LC4	139		
548	182	2.2	2.6	5080	C512_2.6 S4 M4LC4	143	C512_2.6 P160 BN160MR4	144
626	159	1.6	4.7	2440	C412_4.7 S4 M4LC2	139		
656	152	2.9	4.5	4870	C512_4.5 S4 M4LC2	143	C512_4.5 P160 BN160MA2	144

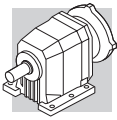


11 kW

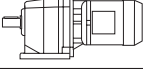



n ₂ min ⁻¹	M ₂ Nm	S	i	R _{n2} N				
809	123	2.1	3.6	2400	C412_3.6 S4 M4LC2	139		
1098	91	2.7	2.7	2300	C412_2.7 S4 M4LC2	139		

15 kW

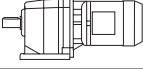



n ₂ min ⁻¹	M ₂ Nm	S	i	R _{n2} N				
10.5	12728	0.9	92.7	83900			C1003_92.7 P180 BN180L6	161
12.1	10997	1.1	120.5	83800	C1003_120.5 S5 M5SB4	160	C1003_120.5 P160 BN160L4	161
15.2	8782	0.8	96.2	43600	C903_96.2 S5 M5SB4	157	C903_96.2 P160 BN160L4	158
15.8	8456	1.4	92.7	82400	C1003_92.7 S5 M5SB4	160	C1003_92.7 P160 BN160L4	161
18.0	7411	1.0	81.2	44300	C903_81.2 S5 M5SB4	157	C903_81.2 P160 BN160L4	158
18.4	7249	1.7	79.4	81000	C1003_79.4 S5 M5SB4	160	C1003_79.4 P160 BN160L4	161
24.7	5402	1.3	59.2	44400	C903_59.2 S5 M5SB4	157	C903_59.2 P160 BN160L4	158
25.5	5233	2.3	57.4	77400	C1003_57.4 S5 M5SB4	160	C1003_57.4 P160 BN160L4	161
29.0	4590	1.5	50.3	44100	C903_50.3 S5 M5SB4	157	C903_50.3 P160 BN160L4	158
32	4218	2.8	46.2	74500	C1003_46.2 S5 M5SB4	160	C1003_46.2 P160 BN160L4	161
34	3968	1.0	43.5	30300	C803_43.5 S5 M5SB4	154	C803_43.5 P160 BN160L4	155
37	3595	2.0	39.4	43000	C903_39.4 S5 M5SB4	157	C903_39.4 P160 BN160L4	158
42	3272	1.7	35.1	42200	C902_35.1 S5 M5SB4	157	C902_35.1 P160 BN160L4	158
47	2921	1.3	31.3	27500	C802_31.3 S5 M5SB4	154	C802_31.3 P160 BN160L4	155
54	2533	2.2	27.2	40700	C902_27.2 S5 M5SB4	157	C902_27.2 P160 BN160L4	158
56	2419	1.5	25.9	27100	C802_25.9 S5 M5SB4	154	C802_25.9 P160 BN160L4	155
64	2136	2.9	22.9	39500	C902_22.9 S5 M5SB4	157	C902_22.9 P160 BN160L4	158
66	2073	1.8	22.2	26600	C802_22.2 S5 M5SB4	154	C802_22.2 P160 BN160L4	155
76	1798	1.2	19.3	15600	C702_19.3 S5 M5SB4	151	C702_19.3 P160 BN160L4	152
81	1683	2.2	18.1	25800	C802_18.1 S5 M5SB4	154	C802_18.1 P160 BN160L4	155
92	1485	0.9	15.9	9350	C612_15.9 S5 M5SB4	147	C612_15.9 P160 BN160L4	148
95	1429	1.5	15.3	15400	C702_15.3 S5 M5SB4	151	C702_15.3 P160 BN160L4	152
98	1390	2.7	14.9	25000	C802_14.9 S5 M5SB4	154	C802_14.9 P160 BN160L4	155
102	1337	1.0	14.3	9280	C612_14.3 S5 M5SB4	147	C612_14.3 P160 BN160L4	148
112	1215	1.7	13.0	15200	C702_13.0 S5 M5SB4	151	C702_13.0 P160 BN160L4	152
121	1127	1.2	12.1	9270	C612_12.1 S5 M5SB4	147	C612_12.1 P160 BN160L4	148
121	1120	3.3	12.0	24000	C802_12.0 S5 M5SB4	154	C802_12.0 P160 BN160L4	155
130	1045	2.1	11.2	14700	C702_11.2 S5 M5SB4	151	C702_11.2 P160 BN160L4	152
134	1015	1.3	10.9	9140	C612_10.9 S5 M5SB4	147	C612_10.9 P160 BN160L4	148
149	915	1.5	9.8	9090	C612_9.8 S5 M5SB4	147	C612_9.8 P160 BN160L4	148
153	888	2.4	9.5	14400	C702_9.5 S5 M5SB4	151	C702_9.5 P160 BN160L4	152
165	824	1.6	8.8	8930	C612_8.8 S5 M5SB4	147	C612_8.8 P160 BN160L4	148
182	746	2.8	8.0	14200			C702_8.0 P160 BN160L4	152
195	698	1.9	7.5	8760	C612_7.5 S5 M5SB4	147	C612_7.5 P160 BN160L4	148
209	651	1.0	7.0	5810			C512_7.0 P160 BN160L4	144
217	628	2.1	6.7	8570	C612_6.7 S5 M5SB4	147	C612_6.7 P160 BN160L4	148
223	610	1.0	13.1	5760			C512_13.1 P160 BN160MB2	144
242	562	2.4	12.1	8430	C612_12.1 S5 M5SB2	147	C612_12.1 P160 BN160MB2	148
248	550	1.1	11.8	5720			C512_11.8 P160 BN160MB2	144
269	506	2.7	10.9	8230	C612_10.9 S5 M5SB2	147	C612_10.9 P160 BN160MB2	148
298	456	2.9	9.8	8090	C612_9.8 S5 M5SB2	147	C612_9.8 P160 BN160MB2	148
300	453	1.2	9.8	5570			C512_9.8 P160 BN160MB2	144

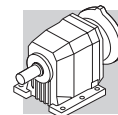


15 kW





n_2 min ⁻¹	M_2 Nm	S	i	R_{n2} N				
320	425	1.6	4.6	7690	C612_4.6 S5 M5SB4	147	C612_4.6 P160 BN160L4	148
328	415	1.0	4.5	5170			C512_4.5 P160 BN160L4	144
331	411	3.2	8.8	7880	C612_8.8 S5 M5SB2	147	C612_8.8 P160 BN160MB2	148
333	408	1.3	8.8	5490			C512_8.8 P160 BN160MB2	144
378	360	1.4	7.8	5370	C612_3.7 S5 M5SB4	147	C512_7.8 P160 BN160MB2	144
395	345	1.9	3.7	7370			C612_3.7 P160 BN160L4	148
419	325	1.5	7.0	5280			C512_7.0 P160 BN160MB2	144
441	308	1.4	3.3	4970			C512_3.3 P160 BN160L4	144
488	279	2.4	6.0	7030			C612_6.0 S5 M5SB2	147
518	263	2.5	2.8	6940	C612_2.8 S5 M5SB4	147	C612_2.8 P160 BN160L4	148
520	262	1.6	5.6	4840			C512_5.6 P160 BN160MB2	144
555	245	1.6	2.6	4780	C612_4.6 S5 M5SB2	147	C512_2.6 P160 BN160L4	144
643	212	3.1	4.6	6580			C612_4.6 P160 BN160MB2	148
658	207	2.1	4.5	4630			C512_4.5 P160 BN160MB2	144
886	154	2.7	3.3	4330			C512_3.3 P160 BN160MB2	144
1115	122	3.3	2.6	4100			C512_2.6 P160 BN160MB2	144

18.5 kW

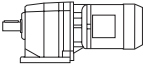



n_2 min ⁻¹	M_2 Nm	S	i	R_{n2} N				
13.0	12594	1.0	111.9	76600	C1003_111.9 S5 M5LA4	160	C1003_111.9 P180 BN180M4	161
15.8	10429	1.2	92.7	76700	C1003_92.7 S5 M5LA4	160	C1003_92.7 P180 BN180M4	161
21.0	7813	1.5	69.4	75400	C1003_69.4 S5 M5LA4	160	C1003_69.4 P180 BN180M4	161
22.6	7268	1.0	64.6	40300	C903_64.6 S5 M5LA4	157	C903_64.6 P180 BN180M4	158
26.6	6175	1.2	54.9	40700	C903_54.9 S5 M5LA4	157	C903_54.9 P180 BN180M4	158
27.4	5993	2.0	53.3	73100	C1003_53.3 S5 M5LA4	160	C1003_53.3 P180 BN180M4	161
34	4837	1.5	43.0	40600	C903_43.0 S5 M5LA4	157	C903_43.0 P180 BN180M4	158
34	4831	2.5	42.9	70800	C1003_42.9 S5 M5LA4	160	C1003_42.9 P180 BN180M4	161
42	4035	1.3	35.1	39800	C902_35.1 S5 M5LA4	157	C902_35.1 P180 BN180M4	158
43	3860	3.0	34.3	68100	C1003_34.3 S5 M5LA4	160	C1003_34.3 P180 BN180M4	161
50	3384	1.7	29.4	39100	C902_29.4 S5 M5LA4	157	C902_29.4 P180 BN180M4	158
56	2983	1.2	25.9	25300	C802_25.9 S5 M5LA4	154	C802_25.9 P180 BN180M4	155
66	2557	1.4	22.2	25100	C802_22.2 S5 M5LA4	154	C802_22.2 P180 BN180M4	155
76	2217	0.9	19.3	14100	C702_19.3 S5 M5LA4	151	C702_19.3 P180 BN180M4	152
87	1920	1.1	16.7	13800	C702_16.7 S5 M5LA4	151	C702_16.7 P180 BN180M4	152
88	1916	1.8	16.7	24400	C802_16.7 S5 M5LA4	154	C802_16.7 P180 BN180M4	155
104	1620	1.3	14.1	13900	C702_14.1 S5 M5LA4	151	C702_14.1 P180 BN180M4	152
106	1582	2.2	13.8	23700	C802_13.8 S5 M5LA4	154	C802_13.8 P180 BN180M4	155
121	1390	1.0	12.1	8420	C612_12.1 S5 M5LA4	147	C612_12.1 P180 BN180M4	148
130	1289	1.7	11.2	13800	C702_11.2 S5 M5LA4	151	C702_11.2 P180 BN180M4	152
132	1275	2.7	11.1	22900	C802_11.1 S5 M5LA4	154	C802_11.1 P180 BN180M4	155
134	1252	1.1	10.9	8360	C612_10.9 S5 M5LA4	147	C612_10.9 P180 BN180M4	148
149	1129	1.2	9.8	8400	C612_9.8 S5 M5LA4	147	C612_9.8 P180 BN180M4	148
153	1095	2.0	9.5	13600	C702_9.5 S5 M5LA4	151	C702_9.5 P180 BN180M4	152
165	1019	3.4	8.9	21900	C802_8.9 S5 M5LA4	154	C802_8.9 P180 BN180M4	155
165	1016	1.3	8.8	8300	C612_8.8 S5 M5LA4	147	C612_8.8 P180 BN180M4	148
195	860	1.6	7.5	8230	C612_7.5 S5 M5LA4	147	C612_7.5 P180 BN180M4	148
217	775	1.7	6.7	8090	C612_6.7 S5 M5LA4	147	C612_6.7 P180 BN180M4	148

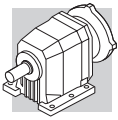


18.5 kW

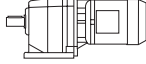



n_2 min ⁻¹	M_2 Nm	S	i	R_{n2} N				
233	719	2.7	6.3	13100			C702_6.3 P180 BN180M4	152
243	690	1.0	6.0	7550	C612_6.0 S5 M5LA4	147	C612_6.0 P180 BN180M4	148
250	673	2.8	5.9	12800			C702_5.9 P180 BN180M4	152
269	624	2.2	10.9	7840	C612_10.9 S5 M5SC2	147	C612_10.9 P160BN160L2	148
298	562	2.4	9.8	7740	C612_9.8 S5 M5SC2	147	C612_9.8 P160BN160L2	148
300	559	1.0	9.8	5190			C512_9.8 P160BN160L2	144
319	526	3.2	4.6	12300			C702_4.6 P180 BN180M4	152
320	524	1.3	4.6	7300	C612_4.6 S5 M5LA4	147	C612_4.6 P180 BN180M4	148
331	507	2.6	8.8	7570	C612_8.8 S5 M5SC2	147	C612_8.8 P160BN160L2	148
333	504	1.1	8.8	5160			C512_8.8 P160BN160L2	144
378	444	1.1	7.8	5070			C512_7.8 P160BN160L2	144
391	429	2.9	7.5	7350	C612_7.5 S5 M5SC2	147	C612_7.5 P160BN160L2	148
395	425	1.6	3.7	7060	C612_3.7 S5 M5LA4	147	C612_3.7 P180 BN180M4	148
419	400	1.2	7.0	5010			C512_7.0 P160BN160L2	144
435	386	3.1	6.7	7170	C612_6.7 S5 M5SC2	147	C612_6.7 P160BN160L2	148
441	380	1.1	3.3	4660			C512_3.3 P180 BN180M4	144
488	344	1.9	6.0	6780	C612_6.0 S5 M5SC2	147	C612_6.0 P160BN160L2	148
518	324	2.1	2.8	6700	C612_2.8 S5 M5LA4	147	C612_2.8 P180 BN180M4	148
520	323	1.3	5.6	4580			C512_5.6 P160BN160L2	144
555	302	1.3	2.6	4540			C512_2.6 P180 BN180M4	144
643	261	2.5	4.6	6390	C612_4.6 S5 M5SC2	147	C612_4.6 P160BN160L2	148
658	255	1.7	4.5	4420			C512_4.5 P160BN160L2	144
792	212	3.1	3.7	6080	C612_3.7 S5 M5SC2	147	C612_3.7 P160BN160L2	148
886	189	2.2	3.3	4180			C512_3.3 P160BN160L2	144
1115	151	2.7	2.6	3980			C512_2.6 P160BN160L2	144

22 kW

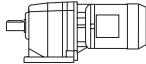



n_2 min ⁻¹	M_2 Nm	S	i	R_{n2} N				
14.7	13266	0.9	99.8	70600			C1003_99.8 P180 BN180L4	161
18.5	10560	1.1	79.4	71200			C1003_79.4 P180 BN180L4	161
24.8	7869	0.9	59.2	36700			C903_59.2 P180 BN180L4	158
25.6	7623	1.6	57.4	70300			C1003_57.4 P180 BN180L4	161
29.2	6686	1.1	50.3	37400			C903_50.3 P180 BN180L4	158
32	6144	2.0	46.2	68800			C1003_46.2 P180 BN180L4	161
40	4909	2.4	36.9	66700			C1003_36.9 P180 BN180L4	161
42	4766	1.1	35.1	37400			C902_35.1 P180 BN180L4	158
50	4013	2.3	29.6	64100			C1002_29.6 P180 BN180L4	161
50	3997	1.5	29.4	37100			C902_29.4 P180 BN180L4	158
61	3252	1.1	24.0	23700			C802_24.0 P180 BN180L4	155
64	3112	2.0	22.9	36400			C902_22.9 P180 BN180L4	158
81	2451	1.5	18.1	23300			C802_18.1 P180 BN180L4	155
85	2350	2.8	17.3	34900			C902_17.3 P180 BN180L4	158
88	2268	0.9	16.7	12400			C702_16.7 P180 BN180L4	152
99	2025	1.8	14.9	22900			C802_14.9 P180 BN180L4	155
104	1914	1.1	14.1	12700			C702_14.1 P180 BN180L4	152
106	1881	3.2	13.9	33700			C902_13.9 P180 BN180L4	158
131	1522	1.4	11.2	12900			C702_11.2 P180 BN180L4	152

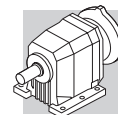


22 kW

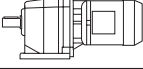



n_2 min ⁻¹	M_2 Nm	S	i	R_{n2} N				
133	1506	2.3	11.1	22100			C802_11.1 P180 BN180L4	155
135	1478	0.9	10.9	7580			C612_10.9 P180 BN180L4	148
150	1333	1.0	9.8	7710			C612_9.8 P180 BN180L4	148
154	1293	1.7	9.5	12800			C702_9.5 P180 BN180L4	152
166	1204	2.9	8.9	21300			C802_8.9 P180 BN180L4	155
166	1201	1.1	8.8	7660			C612_8.8 P180 BN180L4	148
184	1085	1.2	15.9	7710			C612_15.9 P180 BN180M2	148
196	1016	1.3	7.5	7690			C612_7.5 P180 BN180L4	148
197	1013	2.0	7.5	12700			C702_7.5 P180 BN180L4	152
209	956	3.5	7.0	20400			C802_7.0 P180 BN180L4	155
218	915	1.5	6.7	7600			C612_6.7 P180 BN180L4	148
251	794	2.4	5.9	12300			C702_5.9 P180 BN180L4	152
269	742	1.8	10.9	7460			C612_10.9 P180 BN180M2	148
298	669	2.0	9.8	7390			C612_9.8 P180 BN180M2	148
322	621	2.7	4.6	11900			C702_4.6 P180 BN180L4	152
323	619	1.1	4.6	6910			C612_4.6 P180 BN180L4	148
331	602	2.2	8.8	7250			C612_8.8 P180 BN180M2	148
333	599	0.9	8.8	4820			C512_8.8 P180 BN180M2	144
378	528	1.0	7.8	4770			C512_7.8 P180 BN180M2	144
391	510	2.4	7.5	7080			C612_7.5 P180 BN180M2	148
397	502	1.3	3.7	6740			C612_3.7 P180 BN180L4	148
419	476	1.1	7.0	4740			C512_7.0 P180 BN180M2	144
435	459	2.6	6.7	6920			C612_6.7 P180 BN180M2	148
444	449	0.9	3.3	4350			C512_3.3 P180 BN180L4	144
488	409	1.6	6.0	6530			C612_6.0 P180 BN180M2	148
520	384	1.1	5.6	4310			C512_5.6 P180 BN180M2	144
521	383	1.7	2.8	6450			C612_2.8 P180 BN180L4	148
559	357	1.1	2.6	4290			C512_2.6 P180 BN180L4	144
643	310	2.1	4.6	6200			C612_4.6 P180 BN180M2	148
658	303	1.4	4.5	4210			C512_4.5 P180 BN180M2	144
792	252	2.6	3.7	5930			C612_3.7 P180 BN180M2	148
886	225	1.9	3.3	4030			C512_3.3 P180 BN180M2	144
1039	192	3.5	2.8	5560			C612_2.8 P180 BN180M2	148
1115	179	2.2	2.6	3860			C512_2.6 P180 BN180M2	144

30 kW

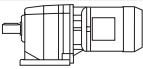



n_2 min ⁻¹	M_2 Nm	S	i	R_{n2} N				
21.2	12584	1.0	69.4	61300			C1003_69.4 P200 BN200L4	161
25.6	10395	1.2	57.4	62200			C1003_57.4 P200 BN200L4	161
32	8379	1.4	46.2	62300			C1003_46.2 P200 BN200L4	161
37	7142	1.0	39.4	31900			C903_39.4 P200 BN200L4	158
50	5472	1.7	29.6	59800			C1002_29.6 P200 BN200L4	161
50	5450	1.1	29.4	32600			C902_29.4 P200 BN200L4	158
64	4243	1.5	22.9	32900			C902_22.9 P200 BN200L4	158
66	4119	2.4	22.2	57700			C1002_22.2 P200 BN200L4	161
79	3459	1.8	18.7	32600			C902_18.7 P200 BN200L4	158
79	3456	3.1	18.7	56000			C1002_18.7 P200 BN200L4	161



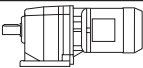



30 kW

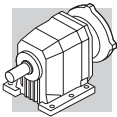
n_2 min ⁻¹	M_2 Nm	S	i	R_{n2} N				
99	2761	1.3	14.9	20600			C802_14.9 P200 BN200L4	155
106	2566	2.4	13.9	31500			C902_13.9 P200 BN200L4	158
122	2225	1.7	12.0	20500			C802_12.0 P200 BN200L4	155
131	2079	2.7	11.2	30600			C902_11.2 P200 BN200L4	158
153	1778	2.1	9.6	20100			C802_9.6 P200 BN200L4	155
154	1763	1.2	9.5	11000			C702_9.5 P200 BN200L4	152
184	1482	1.4	8.0	11600			C702_8.0 P200 BN200L4	152
193	1412	2.4	7.6	19500			C802_7.6 P200 BN200L4	155
209	1303	2.6	7.0	19300			C802_7.0 P200 BN200L4	155
235	1158	1.7	6.3	11500			C702_6.3 P200 BN200L4	152
241	1131	2.8	6.1	18900			C802_6.1 P200 BN200L4	155
261	1044	3.0	5.6	18600			C802_5.6 P200 BN200L4	155
322	846	2.0	4.6	11000			C702_4.6 P200 BN200L4	152

37 kW

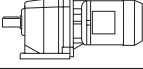



n_2 min ⁻¹	M_2 Nm	S	i	R_{n2} N				
25.8	12734	0.9	57.4	55300			C1003_57.4 P225 BN225S4	161
32	10264	1.2	46.2	56600			C1003_46.2 P225 BN225S4	161
40	8201	1.4	36.9	57000			C1003_36.9 P225 BN225S4	161
60	5631	1.2	24.8	29500			C902_24.8 P225 BN225S4	158
61	5467	2.0	24.1	55200			C1002_24.1 P225 BN225S4	161
79	4237	1.5	18.7	30100			C902_18.7 P225 BN225S4	158
79	4234	2.5	18.7	53600			C1002_18.7 P225 BN225S4	161
89	3779	0.9	16.7	18500			C802_16.7 P225 BN225S4	155
107	3143	1.9	13.9	29700			C902_13.9 P225 BN225S4	158
108	3122	1.1	13.8	18800			C802_13.8 P225 BN225S4	155
123	2726	1.4	12.0	18800			C802_12.0 P225 BN225S4	155
132	2546	2.2	11.2	29100			C902_11.2 P225 BN225S4	158
154	2178	1.7	9.6	18800			C802_9.6 P225 BN225S4	155
164	2046	2.5	9.0	28300			C902_9.0 P225 BN225S4	158
194	1730	2.0	7.6	18500			C802_7.6 P225 BN225S4	155
202	1661	2.9	7.3	27400			C902_7.3 P225 BN225S4	158
242	1386	2.3	6.1	18000			C802_6.1 P225 BN225S4	155
264	1271	3.5	5.6	26100			C902_5.6 P225 BN225S4	158
286	1173	3.7	5.2	25700			C902_5.2 P225 BN225S4	158

45 kW

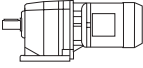



n_2 min ⁻¹	M_2 Nm	S	i	R_{n2} N				
32	12483	1.0	46.2	50200			C1003_46.2 P225 BN225M4	161
40	9974	1.2	36.9	51900			C1003_36.9 P225 BN225M4	161
50	8153	1.1	29.6	51900			C1002_29.6 P225 BN225M4	161
65	6322	1.0	22.9	26400			C902_22.9 P225 BN225M4	158
67	6137	1.6	22.2	51700			C1002_22.2 P225 BN225M4	161



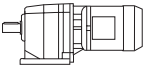



45 kW

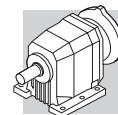
n_2 min ⁻¹	M_2 Nm	S	i	R_{n2} N				
79	5153	1.2	18.7	27200			C902_18.7 P225 BN225M4	158
79	5149	2.1	18.7	51000			C1002_18.7 P225 BN225M4	161
107	3822	1.6	13.9	27600			C902_13.9 P225 BN225M4	158
108	3797	0.9	13.8	16700			C802_13.8 P225 BN225M4	155
123	3315	1.1	12.0	17000			C802_12.0 P225 BN225M4	155
132	3097	1.8	11.2	27400			C902_11.2 P225 BN225M4	158
154	2649	1.4	9.6	17300			C802_9.6 P225 BN225M4	155
164	2488	2.1	9.0	26900			C902_9.0 P225 BN225M4	158
194	2104	1.6	7.6	17300			C802_7.6 P225 BN225M4	155
202	2020	2.4	7.3	26300			C902_7.3 P225 BN225M4	158
262	1556	2.0	5.6	17000			C802_5.6 P225 BN225M4	155
264	1546	2.8	5.6	25200			C902_5.6 P225 BN225M4	158
279	1464	2.9	5.2	25200			C902_5.2 P225 BN225M4	158

55 kW

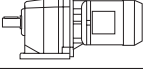



n_2 min ⁻¹	M_2 Nm	S	i	R_{n2} N				
40	12191	1.0	36.9	45400			C1003_36.9 P250 BN250M4	161
50	9965	0.9	29.6	46700			C1002_29.6 P250 BN250M4	161
61	8126	1.3	24.1	47500			C1002_24.1 P250 BN250M4	161
79	6298	1.0	18.7	22200			C902_18.7 P250 BN250M4	158
79	6294	1.7	18.7	47700			C1002_18.7 P250 BN250M4	161
107	4672	1.3	13.9	24900			C902_13.9 P250 BN250M4	158
110	4549	2.1	13.5	46500			C1002_13.5 P250 BN250M4	161
135	3686	2.4	10.9	45400			C1002_10.9 P250 BN250M4	161
164	3050	2.7	9.0	44100			C1002_9.0 P250 BN250M4	161
164	3041	1.7	9.0	25200			C902_9.0 P250 BN250M4	158
202	2468	2.0	7.3	24900			C902_7.3 P250 BN250M4	158
209	2383	3.2	7.1	42300			C1002_7.1 P250 BN250M4	161
264	1889	2.3	5.6	24200			C902_5.6 P250 BN250M4	158
286	1744	2.5	5.2	24000			C902_5.2 P250 BN250M4	158

75 kW

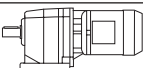



n_2 min ⁻¹	M_2 Nm	S	i	R_{n2} N				
62	11044	1.0	24.1	38100			C1002_24.1 P280 BN280S4	161
67	10194	1.0	22.2	40000			C1002_22.2 P280 BN280S4	161
73	9266	1.2	20.2	40500			C1002_20.2 P280 BN280S4	161
80	8553	1.3	18.7	41100			C1002_18.7 P280 BN280S4	161
90	7552	1.3	16.5	41400			C1002_16.5 P280 BN280S4	161
98	6971	1.4	15.2	41800			C1002_15.2 P280 BN280S4	161
110	6182	1.5	13.5	41700			C1002_13.5 P280 BN280S4	161
119	5707	1.6	12.5	41800			C1002_12.5 P280 BN280S4	161
136	5010	1.8	10.9	41500			C1002_10.9 P280 BN280S4	161
147	4624	1.9	10.1	41400			C1002_10.1 P280 BN280S4	161

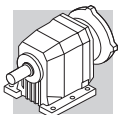


75 kW

n_2 min ⁻¹	M_2 Nm	S	i	R_{n2} N			 IEC	
164	4146	2.0	9.0	40900			C1002_9.0 P280 BN280S4	161
178	3827	2.1	8.4	40600			C1002_8.4 P280 BN280S4	161
210	3238	2.4	7.1	39700			C1002_7.1 P280 BN280S4	161
228	2989	2.5	6.5	39300			C1002_6.5 P280 BN280S4	161
278	2444	2.8	5.3	38100			C1002_5.3 P280 BN280S4	161
302	2256	3.0	4.9	37600			C1002_4.9 P280 BN280S4	161

90 kW

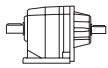

n_2 min ⁻¹	M_2 Nm	S	i	R_{n2} N			 IEC	
73	11119	1.0	20.2	30600			C1002_20.2 P280 BN280M4	161
80	10264	1.0	18.7	35500			C1002_18.7 P280 BN280M4	161
90	9062	1.1	16.5	37100			C1002_16.5 P280 BN280M4	161
98	8365	1.2	15.2	37800			C1002_15.2 P280 BN280M4	158
110	7419	1.3	13.5	38100			C1002_13.5 P280 BN280M4	158
119	6848	1.4	12.5	38500			C1002_12.5 P280 BN280M4	161
136	6012	1.5	10.9	38600			C1002_10.9 P280 BN280M4	158
147	5549	1.6	10.1	38700			C1002_10.1 P280 BN280M4	161
164	4975	1.7	9.0	38500			C1002_9.0 P280 BN280M4	158
178	4592	1.8	8.4	38400			C1002_8.4 P280 BN280M4	161
210	3886	2.0	7.1	37800			C1002_7.1 P280 BN280M4	158
228	3587	2.1	6.5	37600			C1002_6.5 P280 BN280M4	155
278	2933	2.4	5.3	36600			C1002_5.3 P280 BN280M4	155
302	2707	2.5	4.9	36300			C1002_4.9 P280 BN280M4	152

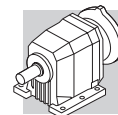


26 GEARBOX RATING CHARTS

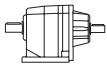

C 12

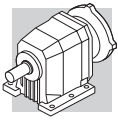
100 Nm

	i	$n_1 = 2800 \text{ min}^{-1}$					$n_1 = 1400 \text{ min}^{-1}$					
		n_2 min ⁻¹	M_{n2} Nm	P_{n1} kW	R_{n1} N	R_{n2} N	n_2 min ⁻¹	M_{n2} Nm	P_{n1} kW	R_{n1} N	R_{n2} N	
C 12 2_2.8	2.8	1012	30	3.3	750	600	506	37	2.1	990	790	126
C 12 2_3.2	3.2	873	32	3.1	730	600	436	40	1.9	960	790	
C 12 2_3.7	3.7	767	34	2.9	720	610	383	42	1.8	960	800	
C 12 2_4.3	4.3	649	36	2.6	710	630	325	45	1.6	890	800	
C 12 2_4.9	4.9	575	38	2.4	710	640	288	48	1.5	880	800	
C 12 2_5.6	5.6	500	40	2.2	680	650	250	51	1.4	840	810	
C 12 2_6.2	6.2	449	42	2.1	650	660	225	53	1.3	810	830	
C 12 2_7.6	7.6	367	45	1.8	1140	1220	184	56	1.1	1300	1540	
C 12 2_8.8	8.8	317	47	1.6	1140	1280	158	59	1.0	1300	1620	
C 12 2_10.1	10.1	278	49	1.5	1150	1340	139	63	0.97	1300	1680	
C 12 2_11.9	11.9	236	53	1.4	1140	1390	118	67	0.87	1300	1760	
C 12 2_13.4	13.4	209	55	1.3	1140	1460	104	70	0.81	1300	1840	
C 12 2_15.4	15.4	182	58	1.2	1130	1500	91	73	0.73	1300	1930	
C 12 2_17.2	17.2	163	60	1.1	1130	1590	82	76	0.68	1300	2000	
C 12 2_18.4	18.4	152	62	1.0	1120	1620	76	78	0.65	1300	2000	
C 12 2_20.6	20.6	136	65	1.0	1110	1670	68	82	0.61	1300	2000	
C 12 2_23.2	23.2	120	67	0.89	1110	1720	60	85	0.56	1300	2000	
C 12 2_25.4	25.4	110	69	0.84	1110	1800	55	88	0.54	1300	2000	
C 12 2_29.5	29.5	95	74	0.77	1100	1880	47	93	0.49	1300	2000	
C 12 2_32.8	32.8	85	75	0.71	1090	1970	43	90	0.42	1300	2000	
C 12 2_37.0	37.0	76	79	0.66	1070	2000	38	90	0.38	1300	2000	
C 12 2_42.3	42.3	66	84	0.61	1060	2000	33	100	0.36	1300	2000	
C 12 2_47.6	47.6	59	85	0.55	1050	2000	29.4	90	0.29	1300	2000	
C 12 2_55.2	55.2	51	89	0.50	1030	2000	25.4	90	0.25	1300	2000	
C 12 2_66.2	66.2	42	86	0.40	1060	2000	21.2	90	0.21	1300	2000	

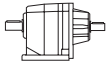



C 12 100 Nm

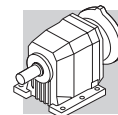
	i	$n_1 = 900 \text{ min}^{-1}$					$n_1 = 500 \text{ min}^{-1}$					
		n_2 min ⁻¹	M_{n2} Nm	P_{n1} kW	R_{n1} N	R_{n2} N	n_2 min ⁻¹	M_{n2} Nm	P_{n1} kW	R_{n1} N	R_{n2} N	
C 12 2_2.8	2.8	325	43	1.5	1140	910	181	53	1.1	1300	1080	126
C 12 2_3.2	3.2	281	46	1.4	1100	910	156	57	1.0	1300	1080	
C 12 2_3.7	3.7	246	49	1.3	1090	920	137	60	0.91	1300	1100	
C 12 2_4.3	4.3	209	52	1.2	1050	920	116	64	0.82	1280	1100	
C 12 2_4.9	4.9	185	55	1.1	1050	960	103	67	0.76	1280	1160	
C 12 2_5.6	5.6	161	58	1.0	1000	980	89	69	0.68	1300	1280	
C 12 2_6.2	6.2	144	61	1.0	960	980	80	70	0.62	1300	1390	
C 12 2_7.6	7.6	118	65	0.85	1300	1780	66	79	0.57	1300	2000	
C 12 2_8.8	8.8	102	69	0.77	1300	1830	57	84	0.52	1300	2000	
C 12 2_10.1	10.1	89	72	0.71	1300	1950	50	88	0.48	1300	2000	
C 12 2_11.9	11.9	76	77	0.64	1300	2000	42	89	0.41	1300	2000	
C 12 2_13.4	13.4	67	81	0.60	1300	2000	37	90	0.37	1300	2000	
C 12 2_15.4	15.4	58	85	0.55	1300	2000	32	89	0.32	1300	2000	
C 12 2_17.2	17.2	52	88	0.51	1300	2000	29.1	90	0.29	1300	2000	
C 12 2_18.4	18.4	49	88	0.47	1300	2000	27.2	89	0.27	1300	2000	
C 12 2_20.6	20.6	44	89	0.43	1300	2000	24.2	89	0.24	1300	2000	
C 12 2_23.2	23.2	39	89	0.38	1300	2000	21.5	89	0.21	1300	2000	
C 12 2_25.4	25.4	35	89	0.35	1300	2000	19.7	89	0.19	1300	2000	
C 12 2_29.5	29.5	31	100	0.34	1300	2000	16.9	100	0.19	1300	2000	
C 12 2_32.8	32.8	27.5	90	0.27	1300	2000	15.3	90	0.15	1300	2000	
C 12 2_37.0	37.0	24.3	90	0.24	1300	2000	13.5	90	0.13	1300	2000	
C 12 2_42.3	42.3	21.3	100	0.23	1300	2000	11.8	100	0.13	1300	2000	
C 12 2_47.6	47.6	18.9	90	0.19	1300	2000	10.5	90	0.10	1300	2000	
C 12 2_55.2	55.2	16.3	90	0.16	1300	2000	9.1	90	0.09	1300	2000	
C 12 2_66.2	66.2	13.6	90	0.13	1300	2000	7.6	90	0.07	1300	2000	



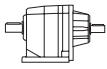

C 22 200 Nm

	i	$n_1 = 2800 \text{ min}^{-1}$					$n_1 = 1400 \text{ min}^{-1}$					
		n_2 min ⁻¹	M_{n2} Nm	P_{n1} kW	R_{n1} N	R_{n2} N	n_2 min ⁻¹	M_{n2} Nm	P_{n1} kW	R_{n1} N	R_{n2} N	
C 22 2_2.7	2.7	1029	65	7.4	—	1150	514	80	4.5	—	1460	130
C 22 2_3.3	3.3	842	68	6.3	—	1230	421	85	3.9	—	1560	
C 22 2_3.7	3.7	755	70	5.8	—	1290	378	90	3.7	—	1610	
C 22 2_4.3	4.3	658	75	5.4	—	1320	329	94	3.4	—	1650	
C 22 2_4.8	4.8	587	80	5.2	—	1370	294	100	3.2	—	1730	
C 22 2_5.6	5.6	501	82	4.5	—	1410	250	102	2.8	—	1790	
C 22 2_6.1	6.1	460	85	4.3	—	1500	230	105	2.7	—	1900	
C 22 2_7.1	7.1	395	105	4.6	1090	1570	198	130	2.8	1420	1990	
C 22 2_8.7	8.7	324	110	3.9	1130	1680	162	138	2.5	1430	2090	
C 22 2_9.6	9.6	290	115	3.7	1160	1750	145	145	2.3	1460	2200	
C 22 2_11.1	11.1	253	120	3.3	1130	1820	126	153	2.1	1390	2270	
C 22 2_12.4	12.4	226	125	3.1	1160	1900	113	160	2.0	1420	2380	
C 22 2_14.5	14.5	193	133	2.8	1090	1980	96	168	1.8	1360	2450	
C 22 2_15.8	15.8	177	140	2.7	1030	2030	88	175	1.7	1320	2570	
C 22 2_18.1	18.1	154	145	2.5	1000	2140	77	183	1.6	1250	2650	
C 22 2_20.0	20.0	140	150	2.3	1000	2210	70	190	1.5	1250	2770	
C 22 2_21.5	21.5	131	153	2.2	970	2250	65	194	1.4	1190	2820	
C 22 2_24.3	24.3	115	160	2.0	980	2350	58	200	1.3	1250	2970	
C 22 2_27.2	27.2	103	166	1.9	960	2420	52	200	1.1	1340	3110	
C 22 2_29.6	29.6	95	175	1.8	850	2490	47	200	1.0	1350	3270	
C 22 2_33.1	33.1	85	178	1.7	840	2590	42	200	0.93	1390	3400	
C 22 2_36.8	36.8	76	185	1.6	750	2690	38	200	0.84	1400	3610	
C 22 2_43.3	43.3	65	185	1.3	830	2910	32	190	0.68	1610	3950	
C 22 2_48.6	48.6	58	150	0.95	1300	3300	28.8	155	0.49	1740	4400	
C 22 2_54.7	54.7	51	150	0.85	1320	3470	25.6	155	0.44	1770	4600	
C 22 2_63.3	63.3	44	125	0.61	1400	3860	22.1	130	0.32	1820	5000	
C 22 3_60.0	60.0	47	180	0.93	840	3400	23.3	190	0.49	1230	4500	
C 22 3_65.3	65.3	43	200	0.94	880	3440	21.4	200	0.47	1270	4670	
C 22 3_74.8	74.8	37	200	0.83	940	3600	18.7	200	0.41	1270	4800	
C 22 3_82.6	82.6	34	200	0.75	1010	3820	16.9	200	0.37	1300	5000	
C 22 3_88.5	88.5	32	200	0.70	1040	3900	15.8	200	0.35	1300	5000	
C 22 3_100.2	100.2	28.0	200	0.62	1090	4160	14.0	200	0.31	1300	5000	
C 22 3_112.0	112.0	25.0	200	0.55	1130	4300	12.5	200	0.28	1300	5000	
C 22 3_122.2	122.2	22.9	200	0.51	1160	4540	11.5	200	0.25	1300	5000	
C 22 3_136.5	136.5	20.5	200	0.45	1180	4700	10.3	200	0.23	1300	5000	
C 22 3_151.7	151.7	18.5	200	0.41	1220	4980	9.2	200	0.20	1300	5000	
C 22 3_178.5	178.5	15.7	200	0.35	1260	5000	7.8	200	0.17	1300	5000	
C 22 3_200.7	200.7	14.0	190	0.29	1280	5000	7.0	190	0.15	1300	5000	
C 22 3_225.8	225.8	12.4	180	0.25	1300	5000	6.2	185	0.13	1300	5000	
C 22 3_261.0	261.0	10.7	145	0.17	1300	5000	5.4	155	0.09	1300	5000	

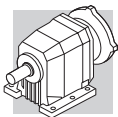
(—) Contact our technical service department advising radial load data (rotation direction, orientation, position)



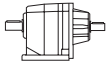

C 22 200 Nm

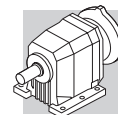
	i	$n_1 = 900 \text{ min}^{-1}$					$n_1 = 500 \text{ min}^{-1}$					
		n_2 min ⁻¹	M_{n2} Nm	P_{n1} kW	R_{n1} N	R_{n2} N	n_2 min ⁻¹	M_{n2} Nm	P_{n1} kW	R_{n1} N	R_{n2} N	
C 22 2_2.7	2.7	331	95	3.5	—	1670	184	100	2.0	400	2150	130
C 22 2_3.3	3.3	271	100	3.0	—	1760	150	103	1.7	570	2300	
C 22 2_3.7	3.7	243	105	2.8	—	1850	135	105	1.6	800	2430	
C 22 2_4.3	4.3	211	105	2.4	—	1980	117	105	1.4	940	2550	
C 22 2_4.8	4.8	189	105	2.2	170	2090	105	105	1.2	1200	2710	
C 22 2_5.6	5.6	161	105	1.9	200	2250	89	112	1.1	1020	2850	
C 22 2_6.1	6.1	148	110	1.8	200	2290	82	116	1.1	980	2930	
C 22 2_7.1	7.1	127	150	2.1	1650	2310	71	180	1.4	2060	2820	
C 22 2_8.7	8.7	104	160	1.8	1650	2440	58	190	1.2	2100	3000	
C 22 2_9.6	9.6	93	170	1.7	1650	2530	52	200	1.1	2130	3130	
C 22 2_11.1	11.1	81	176	1.6	1640	2650	45	200	0.99	2170	3270	
C 22 2_12.4	12.4	73	185	1.5	1650	2760	40	200	0.89	2200	3520	
C 22 2_14.5	14.5	62	193	1.3	1610	2850	34	200	0.76	2200	3670	
C 22 2_15.8	15.8	57	200	1.3	1580	2990	32	200	0.70	2200	3920	
C 22 2_18.1	18.1	50	200	1.1	1650	3150	27.6	200	0.61	2200	4200	
C 22 2_20.0	20.0	45	200	0.99	1750	3340	25.0	200	0.55	2200	4350	
C 22 2_21.5	21.5	42	200	0.92	1760	3450	23.3	200	0.51	2200	4550	
C 22 2_24.3	24.3	37	200	0.82	1900	3650	20.6	200	0.45	2200	4720	
C 22 2_27.2	27.2	33	200	0.73	1950	3820	18.4	200	0.41	2200	5000	
C 22 2_29.6	29.6	30	200	0.67	1980	3990	16.9	200	0.37	2200	5000	
C 22 2_33.1	33.1	27.2	200	0.60	1970	4200	15.1	200	0.33	2200	5000	
C 22 2_36.8	36.8	24.5	200	0.54	1990	4390	13.6	200	0.30	2200	5000	
C 22 2_43.3	43.3	20.8	190	0.44	2020	4770	11.6	190	0.24	2200	5000	
C 22 2_48.6	48.6	18.5	160	0.33	2050	5000	10.3	170	0.19	2200	5000	
C 22 2_54.7	54.7	16.4	160	0.29	2090	5000	9.1	170	0.17	2200	5000	
C 22 2_63.3	63.3	14.2	135	0.21	2140	5000	7.9	140	0.12	2200	5000	
C 22 3_60.0	60.0	15.0	190	0.31	1300	5000	8.3	200	0.18	1300	5000	
C 22 3_65.3	65.3	13.8	200	0.31	1300	5000	7.7	200	0.17	1300	5000	
C 22 3_74.8	74.8	12.0	200	0.27	1300	5000	6.7	200	0.15	1300	5000	
C 22 3_82.6	82.6	10.9	200	0.25	1300	5000	6.1	200	0.14	1300	5000	
C 22 3_88.5	88.5	10.2	200	0.22	1300	5000	5.6	200	0.12	1300	5000	
C 22 3_100.2	100.2	9.0	200	0.20	1300	5000	5.0	200	0.11	1300	5000	
C 22 3_112.0	112.0	8.0	200	0.18	1300	5000	4.5	200	0.10	1300	5000	
C 22 3_122.2	122.2	7.4	200	0.17	1300	5000	4.1	200	0.09	1300	5000	
C 22 3_136.5	136.5	6.6	200	0.15	1300	5000	3.7	200	0.08	1300	5000	
C 22 3_151.7	151.7	5.9	200	0.13	1300	5000	3.3	200	0.07	1300	5000	
C 22 3_178.5	178.5	5.0	200	0.11	1300	5000	2.8	200	0.06	1300	5000	
C 22 3_200.7	200.7	4.5	195	0.10	1300	5000	2.5	200	0.05	1300	5000	
C 22 3_225.8	225.8	4.0	195	0.09	1300	5000	2.2	200	0.05	1300	5000	
C 22 3_261.0	261.0	3.4	160	0.06	1300	5000	1.9	165	0.04	1300	5000	

(—) Contact our technical service department advising radial load data (rotation direction, orientation, position)

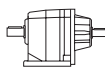



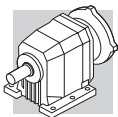
C 32 300 Nm

	i	$n_1 = 2800 \text{ min}^{-1}$					$n_1 = 1400 \text{ min}^{-1}$					
		n_2 min ⁻¹	M_{n2} Nm	P_{n1} kW	R_{n1} N	R_{n2} N	n_2 min ⁻¹	M_{n2} Nm	P_{n1} kW	R_{n1} N	R_{n2} N	
C 32 2_2.9	2.9	973	105	11.3	670	1710	486	130	7.0	940	2170	134
C 32 2_3.4	3.4	821	116	10.5	480	1770	411	138	6.2	900	2280	
C 32 2_3.7	3.7	750	120	9.9	560	1830	375	150	6.2	750	2310	
C 32 2_4.5	4.5	622	129	8.8	450	1930	311	152	5.2	970	2500	
C 32 2_5.0	5.0	565	135	8.4	470	1990	283	155	4.8	1100	2600	
C 32 2_5.7	5.7	495	141	7.7	380	2080	248	155	4.2	1250	2760	
C 32 2_6.3	6.3	447	150	7.4	300	2130	223	155	3.8	1450	2890	
C 32 2_7.2	7.2	391	160	6.9	1890	2370	195	200	4.3	2200	2990	
C 32 2_8.5	8.5	330	168	6.1	1900	2510	165	209	3.8	2200	3180	
C 32 2_9.3	9.3	301	175	5.8	1910	2580	151	220	3.7	2200	3260	
C 32 2_11.2	11.2	250	187	5.2	1910	2740	125	231	3.2	2200	3480	
C 32 2_12.3	12.3	227	195	4.9	1910	2820	114	245	3.1	2200	3560	
C 32 2_14.1	14.1	199	205	4.5	1900	2940	99	251	2.8	2200	3750	
C 32 2_15.6	15.6	180	215	4.3	1900	3030	90	270	2.7	2200	3820	
C 32 2_18.2	18.2	154	223	3.8	1900	3210	77	275	2.3	2200	4070	
C 32 2_20.1	20.1	139	235	3.6	1900	3290	70	295	2.3	2200	4160	
C 32 2_22.9	22.9	122	240	3.2	1880	3470	61	295	2.0	2200	4400	
C 32 2_25.1	25.1	111	250	3.1	1890	3560	56	300	1.8	2200	4570	
C 32 2_26.9	26.9	104	255	2.9	1880	3650	52	300	1.7	2200	4700	
C 32 2_29.8	29.8	94	265	2.7	1880	3770	47	300	1.6	2200	4920	
C 32 2_33.1	33.1	85	270	2.5	1880	3920	42	300	1.4	2200	5150	
C 32 2_36.1	36.1	78	280	2.4	1870	4030	39	300	1.3	2200	5350	
C 32 2_40.7	40.7	69	290	2.2	1860	4200	34	300	1.1	2200	5500	
C 32 2_45.3	45.3	62	300	2.0	1860	4360	31	300	1.0	2200	5500	
C 32 2_52.4	52.4	53	300	1.8	1860	4650	26.7	300	0.88	2200	5500	
C 32 2_59.4	59.4	47	205	1.1	2020	5000	23.6	215	0.56	2200	5500	
C 32 2_66.8	66.8	42	205	0.95	2020	5500	21.0	215	0.50	2200	5500	
C 32 3_74.7	74.7	37	280	1.2	750	5500	18.7	290	0.60	1170	5500	
C 32 3_82.6	82.6	34	300	1.1	820	5500	17.0	300	0.56	1240	5500	
C 32 3_94.2	94.2	29.7	300	0.98	900	5500	14.9	300	0.49	1270	5500	
C 32 3_103.3	103.3	27.1	300	0.90	980	5500	13.6	300	0.45	1300	5500	
C 32 3_110.6	110.6	25.3	300	0.84	1000	5500	12.7	300	0.42	1300	5500	
C 32 3_122.4	122.4	22.9	300	0.76	1060	5500	11.4	300	0.38	1300	5500	
C 32 3_136.0	136.0	20.6	300	0.68	1110	5500	10.3	300	0.34	1300	5500	
C 32 3_148.4	148.4	18.9	300	0.62	1130	5500	9.4	300	0.31	1300	5500	
C 32 3_167.4	167.4	16.7	300	0.55	1180	5500	8.4	300	0.28	1300	5500	
C 32 3_186.0	186.0	15.1	300	0.50	1200	5500	7.5	300	0.25	1300	5500	
C 32 3_215.6	215.6	13.0	300	0.43	1240	5500	6.5	300	0.21	1300	5500	
C 32 3_244.2	244.2	11.5	240	0.30	1280	5500	5.7	255	0.16	1300	5500	
C 32 3_274.7	274.7	10.2	240	0.27	1300	5500	5.1	255	0.14	1300	5500	



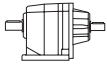

C 32 300 Nm

	i	$n_1 = 900 \text{ min}^{-1}$					$n_1 = 500 \text{ min}^{-1}$					
		n_2 min ⁻¹	M_{n2} Nm	P_{n1} kW	R_{n1} N	R_{n2} N	n_2 min ⁻¹	M_{n2} Nm	P_{n1} kW	R_{n1} N	R_{n2} N	
C 32 2_2.9	2.9	313	150	5.2	1120	2510	174	155	3.0	2200	3220	134
C 32 2_3.4	3.4	264	152	4.4	1390	2690	147	167	2.7	2200	3390	
C 32 2_3.7	3.7	241	155	4.1	1570	2790	134	175	2.6	2200	3480	
C 32 2_4.5	4.5	200	158	3.5	1750	3010	111	188	2.3	2200	3690	
C 32 2_5.0	5.0	182	162	3.2	1870	3120	101	198	2.2	2200	3790	
C 32 2_5.7	5.7	159	171	3.0	1730	3250	88	198	1.9	2200	4010	
C 32 2_6.3	6.3	144	178	2.8	1730	3350	80	200	1.8	2200	4180	
C 32 2_7.2	7.2	126	235	3.3	2200	3450	70	285	2.2	2200	4200	
C 32 2_8.5	8.5	106	246	2.9	2200	3660	59	288	1.9	2200	4520	
C 32 2_9.3	9.3	97	260	2.8	2200	3750	54	300	1.8	2200	4640	
C 32 2_11.2	11.2	80	272	2.4	2200	4010	45	300	1.5	2200	5030	
C 32 2_12.3	12.3	73	285	2.3	2200	4120	41	300	1.3	2200	5250	
C 32 2_14.1	14.1	64	290	2.0	2200	4340	36	300	1.2	2200	5500	
C 32 2_15.6	15.6	58	300	1.9	2200	4500	32	300	1.1	2200	5500	
C 32 2_18.2	18.2	50	300	1.6	2200	4810	27.5	300	0.91	2200	5500	
C 32 2_20.1	20.1	45	300	1.5	2200	5030	24.9	300	0.82	2200	5500	
C 32 2_22.9	22.9	39	300	1.3	2200	5300	21.8	300	0.72	2200	5500	
C 32 2_25.1	25.1	36	300	1.2	2200	5500	19.9	300	0.66	2200	5500	
C 32 2_26.9	26.9	33	300	1.1	2200	5500	18.6	300	0.61	2200	5500	
C 32 2_29.8	29.8	30	300	1.0	2200	5500	16.8	300	0.56	2200	5500	
C 32 2_33.1	33.1	27.2	300	0.90	2200	5500	15.1	300	0.50	2200	5500	
C 32 2_36.1	36.1	24.9	300	0.82	2200	5500	13.9	300	0.46	2200	5500	
C 32 2_40.7	40.7	22.1	300	0.73	2200	5500	12.3	300	0.41	2200	5500	
C 32 2_45.3	45.3	19.9	300	0.66	2200	5500	11.0	300	0.37	2200	5500	
C 32 2_52.4	52.4	17.2	300	0.57	2200	5500	9.5	300	0.32	2200	5500	
C 32 2_59.4	59.4	15.2	220	0.37	2200	5500	8.4	230	0.21	2200	5500	
C 32 2_66.8	66.8	13.5	220	0.33	2200	5500	7.5	230	0.19	2200	5500	
C 32 3_74.7	74.7	12.0	290	0.38	1300	5500	6.7	300	0.22	1300	5500	
C 32 3_82.6	82.6	10.9	300	0.36	1300	5500	6.1	300	0.20	1300	5500	
C 32 3_94.2	94.2	9.6	300	0.32	1300	5500	5.3	300	0.18	1300	5500	
C 32 3_103.3	103.3	8.7	300	0.29	1300	5500	4.8	300	0.16	1300	5500	
C 32 3_110.6	110.6	8.1	300	0.27	1300	5500	4.5	300	0.15	1300	5500	
C 32 3_122.4	122.4	7.4	300	0.24	1300	5500	4.1	300	0.14	1300	5500	
C 32 3_136.0	136.0	6.6	300	0.22	1300	5500	3.7	300	0.12	1300	5500	
C 32 3_148.4	148.4	6.1	300	0.20	1300	5500	3.4	300	0.11	1300	5500	
C 32 3_167.4	167.4	5.4	300	0.18	1300	5500	3.0	300	0.10	1300	5500	
C 32 3_186.0	186.0	4.8	300	0.16	1300	5500	2.7	300	0.09	1300	5500	
C 32 3_215.6	215.6	4.2	300	0.14	1300	5500	2.3	300	0.08	1300	5500	
C 32 3_244.2	244.2	3.7	260	0.11	1300	5500	2.0	275	0.06	1300	5500	
C 32 3_274.7	274.7	3.3	260	0.09	1300	5500	1.8	275	0.06	1300	5500	

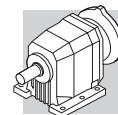


C 36

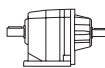

450 Nm

	i	$n_1 = 2800 \text{ min}^{-1}$					$n_1 = 1400 \text{ min}^{-1}$					
		n_2 min ⁻¹	M_{n2} Nm	P_{n1} kW	R_{n1} N	R_{n2} N	n_2 min ⁻¹	M_{n2} Nm	P_{n1} kW	R_{n1} N	R_{n2} N	
C 36 2_2.7	2.7	1042	140	16.1	670	1750	521	170	9.8	1150	2240	
C 36 2_3.2	3.2	880	145	14.1	790	1870	440	177	8.6	1240	2380	
C 36 2_3.5	3.5	803	150	13.3	910	1920	402	185	8.2	1320	2440	
C 36 2_4.2	4.2	667	157	11.5	920	2050	333	192	7.1	1410	2620	
C 36 2_4.6	4.6	606	165	11.0	920	2110	303	200	6.7	1470	2700	
C 36 2_5.3	5.3	530	167	9.8	990	2230	265	200	5.8	1650	2870	
C 36 2_5.8	5.8	479	170	9.0	1160	2330	239	200	5.3	1990	3020	
C 36 2_6.8	6.8	413	285	13.0	1750	2130	206	355	8.1	2220	2710	
C 36 2_8.0	8.0	349	297	11.4	1770	2270	174	365	7.0	2250	2910	
C 36 2_8.8	8.8	318	310	10.9	1780	2330	159	380	6.7	2270	3000	
C 36 2_10.6	10.6	264	325	9.5	1790	2500	132	380	5.5	2320	3290	
C 36 2_11.7	11.7	240	340	9.0	1790	2560	120	380	5.0	2370	3460	
C 36 2_13.3	13.3	210	350	8.1	1800	2700	105	380	4.4	2400	3670	
C 36 2_14.8	14.8	190	360	7.5	1800	2810	95	380	4.0	2440	3890	
C 36 2_17.2	17.2	163	370	6.6	1810	3000	81	380	3.4	2460	4200	
C 36 2_19.0	19.0	147	380	6.2	1820	3110	74	380	3.1	2500	4400	
C 36 3_22.1	22.1	127	340	4.7	2300	3570	63	430	3.0	2900	4490	
C 36 3_26.2	26.2	107	355	4.2	2300	3790	53	440	2.6	2910	4810	
C 36 3_28.7	28.7	98	385	4.1	2300	3820	49	450	2.4	2930	4980	
C 36 3_34.6	34.6	81	400	3.6	2300	4100	40	450	2.0	2950	5420	
C 36 3_38.1	38.1	74	435	3.5	2300	4140	37	450	1.8	2970	5690	
C 36 3_43.5	43.5	64	440	3.1	2300	4450	32	450	1.6	2980	6050	
C 36 3_48.2	48.2	58	450	2.9	2310	4580	29.1	450	1.4	2990	6330	
C 36 3_56.2	56.2	50	450	2.5	2320	4970	24.9	450	1.2	2990	6500	
C 36 3_62.0	62.0	45	450	2.2	2330	5170	22.6	450	1.1	3000	6500	
C 36 3_70.8	70.8	40	450	2.0	2340	5520	19.8	450	0.98	3000	6500	
C 36 3_77.6	77.6	36	450	1.8	2350	5740	18.0	450	0.90	3000	6500	
C 36 3_83.1	83.1	34	450	1.7	2350	5930	16.8	450	0.84	3000	6500	
C 36 3_91.9	91.9	30	450	1.5	2360	6200	15.2	450	0.76	3000	6500	
C 36 3_102.2	102.2	27.4	450	1.4	2360	6400	13.7	450	0.68	3000	6500	
C 36 3_111.5	111.5	25.1	450	1.2	2360	6500	12.6	450	0.62	3000	6500	
C 36 3_125.8	125.8	22.3	450	1.1	2370	6500	11.1	450	0.55	3000	6500	
C 36 3_139.8	139.8	20.0	450	0.99	2370	6500	10.0	450	0.50	3000	6500	
C 36 3_162.0	162.0	17.3	450	0.86	2380	6500	8.6	450	0.43	3000	6500	
C 36 3_183.5	183.5	15.3	450	0.76	2380	6500	7.6	450	0.38	3000	6500	
C 36 3_206.4	206.4	13.6	450	0.67	2380	6500	6.8	450	0.34	3000	6500	
C 36 4_230.9	230.9	12.1	450	0.60	1150	6500	6.1	450	0.30	1300	6500	
C 36 4_255.0	255.0	11.0	450	0.54	1190	6500	5.5	450	0.27	1300	6500	
C 36 4_290.9	290.9	9.6	450	0.48	1210	6500	4.8	450	0.24	1300	6500	
C 36 4_318.9	318.9	8.8	450	0.44	1230	6500	4.4	450	0.22	1300	6500	
C 36 4_341.7	341.7	8.2	450	0.41	1240	6500	4.1	450	0.20	1300	6500	
C 36 4_377.9	377.9	7.4	450	0.37	1260	6500	3.7	450	0.18	1300	6500	
C 36 4_420.2	420.2	6.7	450	0.33	1270	6500	3.3	450	0.17	1300	6500	
C 36 4_458.4	458.4	6.1	450	0.30	1280	6500	3.1	450	0.15	1300	6500	
C 36 4_517.2	517.2	5.4	450	0.27	1300	6500	2.7	450	0.13	1300	6500	
C 36 4_574.7	574.7	4.9	450	0.24	1300	6500	2.4	450	0.12	1300	6500	
C 36 4_665.9	665.9	4.2	450	0.21	1300	6500	2.1	450	0.10	1300	6500	
C 36 4_754.2	754.2	3.7	450	0.18	1300	6500	1.9	450	0.09	1300	6500	
C 36 4_848.5	848.5	3.3	450	0.16	1300	6500	1.6	450	0.08	1300	6500	

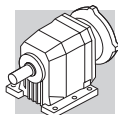
138



C 36 450 Nm

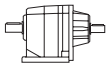

	i	$n_1 = 900 \text{ min}^{-1}$					$n_1 = 500 \text{ min}^{-1}$					
		n_2 min ⁻¹	M_{n2} Nm	P_{n1} kW	R_{n1} N	R_{n2} N	n_2 min ⁻¹	M_{n2} Nm	P_{n1} kW	R_{n1} N	R_{n2} N	
C 36 2_2.7	2.7	335	190	7.0	1670	2640	186	200	4.1	3000	3390	
C 36 2_3.2	3.2	283	190	5.9	2080	2790	157	200	3.5	3000	3650	
C 36 2_3.5	3.5	258	200	5.7	2160	2920	143	200	3.2	3000	3810	
C 36 2_4.2	4.2	214	200	4.7	2410	3170	119	200	2.6	3000	4100	
C 36 2_4.6	4.6	195	200	4.3	2590	3320	108	200	2.4	3000	4300	
C 36 2_5.3	5.3	171	200	3.8	2630	3500	95	200	2.1	3000	4520	
C 36 2_5.8	5.8	154	200	3.4	2680	3690	86	200	1.9	3000	4740	
C 36 2_6.8	6.8	133	380	5.6	2660	3290	74	380	3.1	3000	4400	
C 36 2_8.0	8.0	112	380	4.7	2720	3580	62	380	2.6	3000	4750	
C 36 2_8.8	8.8	102	380	4.3	2790	3750	57	380	2.4	3000	4960	
C 36 2_10.6	10.6	85	380	3.6	2850	4110	47	380	2.0	3000	5360	
C 36 2_11.7	11.7	77	380	3.2	2900	4300	43	380	1.8	3000	5630	
C 36 2_13.3	13.3	68	380	2.8	2930	4590	38	380	1.6	3000	5930	
C 36 2_14.8	14.8	61	380	2.6	2970	4800	34	380	1.4	3000	6240	
C 36 2_17.2	17.2	52	380	2.2	2980	5100	29.1	380	1.2	3000	6330	
C 36 2_19.0	19.0	47	380	2.0	3000	5390	26.3	380	1.1	3000	6500	
C 36 3_22.1	22.1	41	450	2.0	3000	5430	22.6	450	1.1	3000	6500	
C 36 3_26.2	26.2	34	450	1.7	3000	5850	19.1	450	0.95	3000	6500	
C 36 3_28.7	28.7	31	450	1.6	3000	6120	17.4	450	0.86	3000	6500	
C 36 3_34.6	34.6	26.0	450	1.3	3000	6500	14.5	450	0.72	3000	6500	
C 36 3_38.1	38.1	23.6	450	1.2	3000	6500	13.1	450	0.65	3000	6500	
C 36 3_43.5	43.5	20.7	450	1.0	3000	6500	11.5	450	0.57	3000	6500	
C 36 3_48.2	48.2	18.7	450	0.93	3000	6500	10.4	450	0.52	3000	6500	
C 36 3_56.2	56.2	16.0	450	0.79	3000	6500	8.9	450	0.44	3000	6500	
C 36 3_62.0	62.0	14.5	450	0.72	3000	6500	8.1	450	0.40	3000	6500	
C 36 3_70.8	70.8	12.7	450	0.63	3000	6500	7.1	450	0.35	3000	6500	
C 36 3_77.6	77.6	11.6	450	0.58	3000	6500	6.4	450	0.32	3000	6500	
C 36 3_83.1	83.1	10.8	450	0.54	3000	6500	6.0	450	0.30	3000	6500	
C 36 3_91.9	91.9	9.8	450	0.49	3000	6500	5.4	450	0.27	3000	6500	
C 36 3_102.2	102.2	8.8	450	0.44	3000	6500	4.9	450	0.24	3000	6500	
C 36 3_111.5	111.5	8.1	450	0.40	3000	6500	4.5	450	0.22	3000	6500	
C 36 3_125.8	125.8	7.2	450	0.35	3000	6500	4.0	450	0.20	3000	6500	
C 36 3_139.8	139.8	6.4	450	0.32	3000	6500	3.6	450	0.18	3000	6500	
C 36 3_162.0	162.0	5.6	450	0.28	3000	6500	3.1	450	0.15	3000	6500	
C 36 3_183.5	183.5	4.9	450	0.24	3000	6500	2.7	450	0.14	3000	6500	
C 36 3_206.4	206.4	4.4	450	0.22	3000	6500	2.4	450	0.12	3000	6500	
C 36 4_230.9	230.9	3.9	450	0.19	1300	6500	2.2	450	0.11	1300	6500	
C 36 4_255.0	255.0	3.5	450	0.18	1300	6500	2.0	450	0.10	1300	6500	
C 36 4_290.9	290.9	3.1	450	0.15	1300	6500	1.7	450	0.09	1300	6500	
C 36 4_318.9	318.9	2.8	450	0.14	1300	6500	1.6	450	0.08	1300	6500	
C 36 4_341.7	341.7	2.6	450	0.13	1300	6500	1.5	450	0.07	1300	6500	
C 36 4_377.9	377.9	2.4	450	0.12	1300	6500	1.3	450	0.07	1300	6500	
C 36 4_420.2	420.2	2.1	450	0.11	1300	6500	1.2	450	0.06	1300	6500	
C 36 4_458.4	458.4	2.0	450	0.10	1300	6500	1.1	450	0.05	1300	6500	
C 36 4_517.2	517.2	1.7	450	0.09	1300	6500	1.0	450	0.05	1300	6500	
C 36 4_574.7	574.7	1.6	450	0.08	1300	6500	0.9	450	0.04	1300	6500	
C 36 4_665.9	665.9	1.4	450	0.07	1300	6500	0.8	450	0.04	1300	6500	
C 36 4_754.2	754.2	1.2	450	0.06	1300	6500	0.7	450	0.03	1300	6500	
C 36 4_848.5	848.5	1.1	450	0.05	1300	6500	0.6	450	0.03	1300	6500	

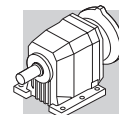
138



C 41

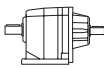

600 Nm

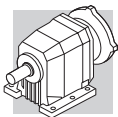
	i	$n_1 = 2800 \text{ min}^{-1}$					$n_1 = 1400 \text{ min}^{-1}$					
		n_2 min ⁻¹	M_{n2} Nm	P_{n1} kW	R_{n1} N	R_{n2} N	n_2 min ⁻¹	M_{n2} Nm	P_{n1} kW	R_{n1} N	R_{n2} N	
C 41 2_2.7	2.7	1037	245	28	980	1290	519	245	14.0	1390	2060	142
C 41 2_3.6	3.6	778	255	22	1070	1540	389	255	10.9	1650	2390	
C 41 2_4.7	4.7	596	260	17.1	1170	1800	298	260	8.5	2010	2730	
C 41 2_6.0	6.0	467	260	13.4	1290	2100	233	260	6.7	2400	3110	
C 41 2_6.4	6.4	438	275	13.3	2270	2590	219	345	8.3	2860	3260	
C 41 2_7.1	7.1	394	285	12.4	2360	2700	197	355	7.7	2980	3420	
C 41 2_8.6	8.6	326	305	10.9	2300	2860	163	385	6.9	2900	3600	
C 41 2_9.6	9.6	292	310	10.0	2410	3010	146	390	6.3	3030	3800	
C 41 2_11.2	11.2	250	335	9.2	2310	3100	125	420	5.8	2910	3920	
C 41 2_12.4	12.4	226	340	8.5	2440	3270	113	425	5.3	3070	4140	
C 41 2_14.2	14.2	197	355	7.7	2330	3410	99	445	4.8	2980	4300	
C 41 2_15.8	15.8	177	360	7.0	2460	3590	89	450	4.4	3120	4540	
C 41 2_17.8	17.8	157	380	6.6	2330	3680	79	480	4.2	3050	4630	
C 41 2_19.8	19.8	141	385	6.0	2460	3880	71	485	3.8	3180	4890	
C 41 2_22.6	22.6	124	410	5.6	2320	3990	62	500	3.4	3110	5110	
C 41 2_25.0	25.0	112	415	5.1	2460	4210	56	500	3.1	3230	5420	
C 41 2_28.3	28.3	99	445	4.9	2310	4290	49	500	2.7	3180	5710	
C 41 2_31.4	31.4	89	445	4.4	2440	4550	45	500	2.5	3300	6040	
C 41 2_33.4	33.4	84	465	4.3	2390	4560	42	500	2.3	3220	6170	
C 41 2_37.1	37.1	75	470	3.9	2440	4810	38	500	2.1	3320	6520	
C 41 2_44.8	44.8	63	500	3.4	2660	5130	31	500	1.7	3500	7000	
C 41 3_28.5	28.5	98	445	4.9	3060	4300	49	560	3.1	3500	5420	
C 41 3_31.2	31.2	90	450	4.5	3090	4510	45	570	2.9	3500	5670	
C 41 3_36.8	36.8	76	480	4.1	3070	4710	38	600	2.6	3500	5960	
C 41 3_40.3	40.3	69	485	3.8	3100	4940	35	600	2.3	3500	6280	
C 41 3_47.0	47.0	60	515	3.5	3070	5140	29.8	600	2.0	3500	6720	
C 41 3_51.5	51.5	54	525	3.2	3090	5360	27.2	600	1.8	3500	7000	
C 41 3_58.7	58.7	48	550	3.0	3070	5550	23.9	600	1.6	3500	7000	
C 41 3_64.3	64.3	44	560	2.7	3090	5800	21.8	600	1.5	3500	7000	
C 41 3_74.4	74.4	38	590	2.5	3060	6040	18.8	600	1.3	3500	7000	
C 41 3_81.5	81.5	34	600	2.3	3090	6310	17.2	600	1.2	3500	7000	
C 41 3_93.3	93.3	30	600	2.0	3080	6700	15.0	600	1.0	3500	7000	
C 41 3_102.3	102.3	27.4	600	1.8	3110	7000	13.7	600	0.92	3500	7000	
C 41 3_110.1	110.1	25.4	600	1.7	3090	7000	12.7	600	0.86	3500	7000	
C 41 3_120.6	120.6	23.2	600	1.6	3110	7000	11.6	600	0.78	3500	7000	
C 41 3_132.9	132.9	21.1	600	1.4	3090	7000	10.5	600	0.71	3500	7000	
C 41 3_145.6	145.6	19.2	600	1.3	3120	7000	9.6	600	0.65	3500	7000	
C 41 3_164.1	164.1	17.1	600	1.2	3100	7000	8.5	600	0.58	3500	7000	
C 41 3_179.9	179.9	15.6	600	1.1	3120	7000	7.8	600	0.53	3500	7000	
C 41 3_190.8	190.8	14.7	600	0.99	3110	7000	7.3	600	0.50	3500	7000	
C 41 3_209.1	209.1	13.4	600	0.90	3130	7000	6.7	600	0.45	3500	7000	
C 41 4_239.9	239.9	11.7	600	0.81	1480	7000	5.8	600	0.40	1910	7000	
C 41 4_263.0	263.0	10.6	600	0.74	1500	7000	5.3	600	0.37	1920	7000	
C 41 4_304.2	304.2	9.2	600	0.64	1520	7000	4.6	600	0.32	1950	7000	
C 41 4_333.4	333.4	8.4	600	0.58	1530	7000	4.2	600	0.29	1960	7000	
C 41 4_381.8	381.8	7.3	600	0.51	1540	7000	3.7	600	0.25	1970	7000	
C 41 4_418.5	418.5	6.7	600	0.46	1550	7000	3.3	600	0.23	1980	7000	
C 41 4_450.2	450.2	6.2	600	0.43	1560	7000	3.1	600	0.21	1990	7000	
C 41 4_493.5	493.5	5.7	600	0.39	1570	7000	2.8	600	0.20	2000	7000	
C 41 4_543.5	543.5	5.2	600	0.36	1570	7000	2.6	600	0.18	2000	7000	
C 41 4_595.8	595.8	4.7	600	0.32	1580	7000	2.3	600	0.16	2010	7000	
C 41 4_671.3	671.3	4.2	600	0.29	1590	7000	2.1	600	0.14	2020	7000	
C 41 4_735.9	735.9	3.8	600	0.26	1590	7000	1.9	600	0.13	2020	7000	
C 41 4_780.4	780.4	3.6	600	0.25	1600	7000	1.8	600	0.12	2030	7000	
C 41 4_855.5	855.5	3.3	600	0.23	1600	7000	1.6	600	0.11	2030	7000	



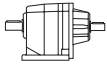

C 41

600 Nm

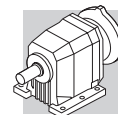
	i	$n_1 = 900 \text{ min}^{-1}$					$n_1 = 500 \text{ min}^{-1}$					
		n_2 min ⁻¹	M_{n2} Nm	P_{n1} kW	R_{n1} N	R_{n2} N	n_2 min ⁻¹	M_{n2} Nm	P_{n1} kW	R_{n1} N	R_{n2} N	
C 41 2_2.7	2.7	333	245	9.0	2560	2650	185	245	5.0	3500	3590	142
C 41 2_3.6	3.6	250	255	7.0	2710	3050	139	255	3.9	3500	4090	
C 41 2_4.7	4.7	191	260	5.5	2900	3440	106	260	3.0	3500	4570	
C 41 2_6.0	6.0	150	260	4.3	3080	3890	83	260	2.4	3500	5110	
C 41 2_6.4	6.4	141	400	6.2	3310	3780	78	490	4.2	3500	4580	
C 41 2_7.1	7.1	127	415	5.8	3460	3940	70	500	3.9	3500	4820	
C 41 2_8.6	8.6	105	445	5.1	3360	4180	58	500	3.2	3500	5290	
C 41 2_9.6	9.6	94	450	4.7	3500	4410	52	500	2.9	3500	5600	
C 41 2_11.2	11.2	80	490	4.3	3500	4520	45	500	2.5	3500	5980	
C 41 2_12.4	12.4	73	495	4.0	3500	4780	40	500	2.2	3500	6320	
C 41 2_14.2	14.2	63	500	3.5	3500	5060	35	500	1.9	3500	6700	
C 41 2_15.8	15.8	57	500	3.1	3500	5370	32	500	1.7	3500	7000	
C 41 2_17.8	17.8	51	500	2.8	3500	5650	28.1	500	1.5	3500	7000	
C 41 2_19.8	19.8	45	500	2.5	3500	5970	25.3	500	1.4	3500	7000	
C 41 2_22.6	22.6	40	500	2.2	3500	6320	22.1	500	1.2	3500	7000	
C 41 2_25.0	25.0	36	500	2.0	3500	6670	20.0	500	1.1	3500	7000	
C 41 2_28.3	28.3	32	500	1.8	3500	7000	17.7	500	0.97	3500	7000	
C 41 2_31.4	31.4	28.7	500	1.6	3500	7000	15.9	500	0.88	3500	7000	
C 41 2_33.4	33.4	26.9	500	1.5	3500	7000	15.0	500	0.83	3500	7000	
C 41 2_37.1	37.1	24.3	500	1.3	3500	7000	13.5	500	0.74	3500	7000	
C 41 2_44.8	44.8	20.1	500	1.1	3500	7000	11.2	500	0.62	3500	7000	
C 41 3_28.5	28.5	32	600	2.1	3500	6530	17.5	600	1.2	3500	7000	
C 41 3_31.2	31.2	28.8	600	1.9	3500	6870	16.0	600	1.1	3500	7000	
C 41 3_36.8	36.8	24.5	600	1.7	3500	7000	13.6	600	0.92	3500	7000	
C 41 3_40.3	40.3	22.3	600	1.5	3500	7000	12.4	600	0.84	3500	7000	
C 41 3_47.0	47.0	19.1	600	1.3	3500	7000	10.6	600	0.72	3500	7000	
C 41 3_51.5	51.5	17.5	600	1.2	3500	7000	9.7	600	0.66	3500	7000	
C 41 3_58.7	58.7	15.3	600	1.0	3500	7000	8.5	600	0.58	3500	7000	
C 41 3_64.3	64.3	14.0	600	0.95	3500	7000	7.8	600	0.53	3500	7000	
C 41 3_74.4	74.4	12.1	600	0.82	3500	7000	6.7	600	0.45	3500	7000	
C 41 3_81.5	81.5	11.0	600	0.75	3500	7000	6.1	600	0.41	3500	7000	
C 41 3_93.3	93.3	9.6	600	0.65	3500	7000	5.4	600	0.36	3500	7000	
C 41 3_102.3	102.3	8.8	600	0.59	3500	7000	4.9	600	0.33	3500	7000	
C 41 3_110.1	110.1	8.2	600	0.55	3500	7000	4.5	600	0.31	3500	7000	
C 41 3_120.6	120.6	7.5	600	0.50	3500	7000	4.1	600	0.28	3500	7000	
C 41 3_132.9	132.9	6.8	600	0.46	3500	7000	3.8	600	0.25	3500	7000	
C 41 3_145.6	145.6	6.2	600	0.42	3500	7000	3.4	600	0.23	3500	7000	
C 41 3_164.1	164.1	5.5	600	0.37	3500	7000	3.0	600	0.21	3500	7000	
C 41 3_179.9	179.9	5.0	600	0.34	3500	7000	2.8	600	0.19	3500	7000	
C 41 3_190.8	190.8	4.7	600	0.32	3500	7000	2.6	600	0.18	3500	7000	
C 41 3_209.1	209.1	4.3	600	0.29	3500	7000	2.4	600	0.16	3500	7000	
C 41 4_239.9	239.9	3.8	600	0.26	2200	7000	2.1	600	0.14	2200	7000	
C 41 4_263.0	263.0	3.4	600	0.24	2200	7000	1.9	600	0.13	2200	7000	
C 41 4_304.2	304.2	3.0	600	0.20	2200	7000	1.6	600	0.11	2200	7000	
C 41 4_333.4	333.4	2.7	600	0.19	2200	7000	1.5	600	0.10	2200	7000	
C 41 4_381.8	381.8	2.4	600	0.16	2200	7000	1.3	600	0.09	2200	7000	
C 41 4_418.5	418.5	2.2	600	0.15	2200	7000	1.2	600	0.08	2200	7000	
C 41 4_450.2	450.2	2.0	600	0.14	2200	7000	1.1	600	0.08	2200	7000	
C 41 4_493.5	493.5	1.8	600	0.13	2200	7000	1.0	600	0.07	2200	7000	
C 41 4_543.5	543.5	1.7	600	0.11	2200	7000	0.92	600	0.06	2200	7000	
C 41 4_595.8	595.8	1.5	600	0.10	2200	7000	0.84	600	0.06	2200	7000	
C 41 4_671.3	671.3	1.3	600	0.09	2200	7000	0.74	600	0.05	2200	7000	
C 41 4_735.9	735.9	1.2	600	0.08	2200	7000	0.68	600	0.05	2200	7000	
C 41 4_780.4	780.4	1.2	600	0.08	2200	7000	0.64	600	0.04	2200	7000	
C 41 4_855.5	855.5	1.1	600	0.07	2200	7000	0.58	600	0.04	2200	7000	



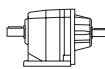

C 61 1600 Nm

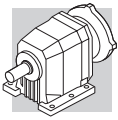
	i	$n_1 = 2800 \text{ min}^{-1}$					$n_1 = 1400 \text{ min}^{-1}$					
		n_2 min ⁻¹	M_{n2} Nm	P_{n1} kW	R_{n1} N	R_{n2} N	n_2 min ⁻¹	M_{n2} Nm	P_{n1} kW	R_{n1} N	R_{n2} N	
C 61 2_2.8	2.8	1000	445	49	—	4670	500	550	30	770	5930	150
C 61 2_3.7	3.7	757	530	44	—	4950	378	575	24	1730	6600	
C 61 2_4.6	4.6	609	575	39	—	5280	304	600	20	2150	7130	
C 61 2_6.0	6.0	467	575	30	—	6000	233	625	16.1	2700	7950	
C 61 2_6.7	6.7	418	900	41	2230	5600	209	1130	26	2850	7060	
C 61 2_7.5	7.5	373	1000	41	2220	5620	187	1250	26	2900	7110	
C 61 2_8.8	8.8	318	1000	35	2290	6080	159	1250	22	2980	7690	
C 61 2_9.8	9.8	286	1100	35	2380	6140	143	1350	21	3330	7850	
C 61 2_10.9	10.9	257	1050	30	2530	6590	128	1350	19.1	2940	8210	
C 61 2_12.1	12.1	231	1150	29	2670	6670	116	1350	17.2	3600	8730	
C 61 2_14.3	14.3	196	1150	25	2450	7220	98	1350	14.6	3590	9430	
C 61 2_15.9	15.9	176	1250	24	2660	7350	88	1350	13.1	3780	9990	
C 61 2_17.7	17.7	158	1200	21	2540	7850	79	1350	11.8	3700	10400	
C 61 2_19.6	19.6	143	1300	20	2780	8000	71	1350	10.6	3890	11000	
C 61 2_22.4	22.4	125	1250	17.2	2630	8650	63	1350	9.3	3810	11600	
C 61 2_24.8	24.8	113	1350	16.8	2840	8840	56	1350	8.4	3980	12300	
C 61 2_27.4	27.4	102	1300	14.6	2600	9390	51	1350	7.6	3880	12800	
C 61 2_30.4	30.4	92	1350	13.7	2900	9770	46	1350	6.9	4050	13500	
C 61 2_34.2	34.2	82	1165	10.5	3020	10900	41	1225	5.5	4090	14500	
C 61 2_38.0	38.0	74	1280	10.4	3030	11100	37	1350	5.5	4100	14800	
C 61 3_26.8	26.8	104	1140	13.4	3740	9810	52	1435	8.4	4700	12400	
C 61 3_29.4	29.4	95	1160	12.4	3780	10200	48	1465	7.9	4700	12900	
C 61 3_33.0	33.0	85	1210	11.6	3750	10600	42	1525	7.3	4700	13300	
C 61 3_36.1	36.1	78	1235	10.8	3800	11000	39	1555	6.8	4700	13800	
C 61 3_43.4	43.4	65	1315	9.6	3760	11600	32	1600	5.8	4700	14800	
C 61 3_47.6	47.6	59	1340	8.9	3810	12100	29.4	1600	5.3	4700	15500	
C 61 3_53.5	53.5	52	1400	8.2	3760	12500	26.2	1600	4.7	4700	16000	
C 61 3_58.6	58.6	48	1430	7.7	3810	13000	23.9	1600	4.3	4700	16000	
C 61 3_67.7	67.7	41	1505	7.0	3750	13500	20.7	1600	3.7	4700	16000	
C 61 3_74.2	74.2	38	1535	6.5	3800	14100	18.9	1600	3.4	4700	16000	
C 61 3_83.0	83.0	34	1600	6.1	3740	14500	16.9	1600	3.0	4700	16000	
C 61 3_91.0	91.0	31	1600	5.5	3800	15200	15.4	1600	2.8	4700	16000	
C 61 3_103.6	103.6	27.0	1600	4.9	3760	16000	13.5	1600	2.4	4700	16000	
C 61 3_113.6	113.6	24.6	1600	4.4	3820	16000	12.3	1600	2.2	4700	16000	
C 61 3_128.1	128.1	21.9	1600	3.9	3790	16000	10.9	1600	2.0	4700	16000	
C 61 3_140.5	140.5	19.9	1600	3.6	3840	16000	10.0	1600	1.8	4700	16000	
C 61 3_150.0	150.0	18.7	1600	3.4	3800	16000	9.3	1600	1.7	4700	16000	
C 61 3_164.5	164.5	17.0	1600	3.1	3850	16000	8.5	1600	1.5	4700	16000	
C 61 3_178.6	178.6	15.7	1600	2.8	3800	16000	7.8	1600	1.4	4700	16000	
C 61 3_195.8	195.8	14.3	1600	2.6	3860	16000	7.2	1600	1.3	4700	16000	
C 61 4_217.4	217.4	12.9	1600	2.4	3020	16000	6.4	1600	1.2	3500	16000	
C 61 4_238.3	238.3	11.7	1600	2.2	3060	16000	5.9	1600	1.1	3500	16000	
C 61 4_275.3	275.3	10.2	1600	1.9	3100	16000	5.1	1600	0.94	3500	16000	
C 61 4_301.7	301.7	9.3	1600	1.7	3130	16000	4.6	1600	0.85	3500	16000	
C 61 4_337.7	337.7	8.3	1600	1.5	3160	16000	4.1	1600	0.76	3500	16000	
C 61 4_370.1	370.1	7.6	1600	1.4	3180	16000	3.8	1600	0.70	3500	16000	
C 61 4_421.5	421.5	6.6	1600	1.2	3200	16000	3.3	1600	0.61	3500	16000	
C 61 4_462.0	462.0	6.1	1600	1.1	3220	16000	3.0	1600	0.56	3500	16000	
C 61 4_521.1	521.1	5.4	1600	0.99	3240	16000	2.7	1600	0.49	3500	16000	
C 61 4_571.2	571.2	4.9	1600	0.90	3250	16000	2.5	1600	0.45	3500	16000	
C 61 4_610.1	610.1	4.6	1600	0.84	3260	16000	2.3	1600	0.42	3500	16000	
C 61 4_668.8	668.8	4.2	1600	0.77	3280	16000	2.1	1600	0.39	3500	16000	
C 61 4_726.3	726.3	3.9	1600	0.71	3290	16000	1.9	1600	0.35	3500	16000	
C 61 4_796.1	796.1	3.5	1600	0.65	3300	16000	1.8	1600	0.32	3500	16000	

(—) Contact our technical service department advising radial load data (rotation direction, orientation, position)



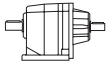

C 61 1600 Nm

	i	$n_1 = 900 \text{ min}^{-1}$					$n_1 = 500 \text{ min}^{-1}$					
		n_2 min ⁻¹	M_{n2} Nm	P_{n1} kW	R_{n1} N	R_{n2} N	n_2 min ⁻¹	M_{n2} Nm	P_{n1} kW	R_{n1} N	R_{n2} N	
C 61 2_2.8	2.8	321	565	20	2840	7150	179	665	13.1	4050	8790	150
C 61 2_3.7	3.7	243	625	16.8	3000	7800	135	665	9.9	4700	9860	
C 61 2_4.6	4.6	196	665	14.3	3170	8380	109	665	8.0	4700	10760	
C 61 2_6.0	6.0	150	665	11.0	4120	9440	83	665	6.1	4700	12000	
C 61 2_6.7	6.7	134	1350	20	2850	8050	75	1350	11.1	4700	10800	
C 61 2_7.5	7.5	120	1350	17.9	4010	8560	67	1350	9.9	4700	11400	
C 61 2_8.8	8.8	102	1350	15.2	4070	9240	57	1350	8.5	4700	12200	
C 61 2_9.8	9.8	92	1350	13.7	4310	9790	51	1350	7.6	4700	12900	
C 61 2_10.9	10.9	83	1350	12.3	4270	10200	46	1350	6.8	4700	13400	
C 61 2_12.1	12.1	74	1350	11.1	4480	10800	41	1350	6.1	4700	14100	
C 61 2_14.3	14.3	63	1350	9.4	4470	11600	35	1350	5.2	4700	15100	
C 61 2_15.9	15.9	57	1350	8.4	4660	12300	31	1350	4.7	4700	15900	
C 61 2_17.7	17.7	51	1350	7.6	4580	12800	28.2	1350	4.2	4700	16000	
C 61 2_19.6	19.6	46	1350	6.8	4700	13500	25.5	1350	3.8	4700	16000	
C 61 2_22.4	22.4	40	1350	6.0	4690	14200	22.3	1350	3.3	4700	16000	
C 61 2_24.8	24.8	36	1350	5.4	4700	14900	20.2	1350	3.0	4700	16000	
C 61 2_27.4	27.4	33	1350	4.9	4700	15500	18.2	1350	2.7	4700	16000	
C 61 2_30.4	30.4	29.6	1350	4.4	4700	16000	16.4	1350	2.4	4700	16000	
C 61 2_34.2	34.2	26.3	1265	3.7	4700	16000	14.6	1325	2.1	4700	16000	
C 61 2_38.0	38.0	23.7	1350	3.5	4700	16000	13.2	1350	2.0	4700	16000	
C 61 3_26.8	26.8	34	1600	6.0	4700	14500	18.7	1600	3.4	4700	16000	
C 61 3_29.4	29.4	31	1600	5.5	4700	15200	17.0	1600	3.1	4700	16000	
C 61 3_33.0	33.0	27.3	1600	4.9	4700	15900	15.2	1600	2.7	4700	16000	
C 61 3_36.1	36.1	24.9	1600	4.5	4700	16000	13.9	1600	2.5	4700	16000	
C 61 3_43.4	43.4	20.7	1600	3.7	4700	16000	11.5	1600	2.1	4700	16000	
C 61 3_47.6	47.6	18.9	1600	3.4	4700	16000	10.5	1600	1.9	4700	16000	
C 61 3_53.5	53.5	16.8	1600	3.0	4700	16000	9.3	1600	1.7	4700	16000	
C 61 3_58.6	58.6	15.4	1600	2.8	4700	16000	8.5	1600	1.5	4700	16000	
C 61 3_67.7	67.7	13.3	1600	2.4	4700	16000	7.4	1600	1.3	4700	16000	
C 61 3_74.2	74.2	12.1	1600	2.2	4700	16000	6.7	1600	1.2	4700	16000	
C 61 3_83.0	83.0	10.8	1600	2.0	4700	16000	6.0	1600	1.1	4700	16000	
C 61 3_91.0	91.0	9.9	1600	1.8	4700	16000	5.5	1600	0.99	4700	16000	
C 61 3_103.6	103.6	8.7	1600	1.6	4700	16000	4.8	1600	0.87	4700	16000	
C 61 3_113.6	113.6	7.9	1600	1.4	4700	16000	4.4	1600	0.79	4700	16000	
C 61 3_128.1	128.1	7.0	1600	1.3	4700	16000	3.9	1600	0.70	4700	16000	
C 61 3_140.5	140.5	6.4	1600	1.2	4700	16000	3.6	1600	0.64	4700	16000	
C 61 3_150.0	150.0	6.0	1600	1.1	4700	16000	3.3	1600	0.60	4700	16000	
C 61 3_164.5	164.5	5.5	1600	0.99	4700	16000	3.0	1600	0.55	4700	16000	
C 61 3_178.6	178.6	5.0	1600	0.91	4700	16000	2.8	1600	0.50	4700	16000	
C 61 3_195.8	195.8	4.6	1600	0.83	4700	16000	2.6	1600	0.46	4700	16000	
C 61 4_217.4	217.4	4.1	1600	0.76	3500	16000	2.3	1600	0.42	3500	16000	
C 61 4_238.3	238.3	3.8	1600	0.70	3500	16000	2.1	1600	0.39	3500	16000	
C 61 4_275.3	275.3	3.3	1600	0.60	3500	16000	1.8	1600	0.33	3500	16000	
C 61 4_301.7	301.7	3.0	1600	0.55	3500	16000	1.7	1600	0.31	3500	16000	
C 61 4_337.7	337.7	2.7	1600	0.49	3500	16000	1.5	1600	0.27	3500	16000	
C 61 4_370.1	370.1	2.4	1600	0.45	3500	16000	1.4	1600	0.25	3500	16000	
C 61 4_421.5	421.5	2.1	1600	0.39	3500	16000	1.2	1600	0.22	3500	16000	
C 61 4_462.0	462.0	1.9	1600	0.36	3500	16000	1.1	1600	0.20	3500	16000	
C 61 4_521.1	521.1	1.7	1600	0.32	3500	16000	1.0	1600	0.18	3500	16000	
C 61 4_571.2	571.2	1.6	1600	0.29	3500	16000	0.88	1600	0.16	3500	16000	
C 61 4_610.1	610.1	1.5	1600	0.27	3500	16000	0.82	1600	0.15	3500	16000	
C 61 4_668.8	668.8	1.3	1600	0.25	3500	16000	0.75	1600	0.14	3500	16000	
C 61 4_726.3	726.3	1.2	1600	0.23	3500	16000	0.69	1600	0.13	3500	16000	
C 61 4_796.1	796.1	1.1	1600	0.21	3500	16000	0.63	1600	0.12	3500	16000	



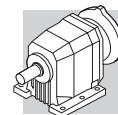
C 70

2300 Nm

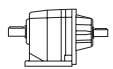

	i	$n_1 = 2800 \text{ min}^{-1}$					$n_1 = 1400 \text{ min}^{-1}$					
		n_2 min ⁻¹	M_{n2} Nm	P_{n1} kW	R_{n1} N	R_{n2} N	n_2 min ⁻¹	M_{n2} Nm	P_{n1} kW	R_{n1} N	R_{n2} N	
C 70 2_4.6	4.6	613	1400	95	—	5590	306	1700	57	—	7100	
C 70 2_5.9	5.9	479	1550	82	—	5610	239	1900	50	—	6990	
C 70 2_6.3	6.3	448	1600	79	1980	6570	224	1950	48	2630	8250	
C 70 2_7.5	7.5	375	1550	64	—	7130	188	1950	40	—	8400	
C 70 2_8.0	8.0	350	1750	68	1760	6840	175	2100	41	2670	8880	
C 70 2_9.5	9.5	294	1600	52	770	8260	147	2000	32	620	9910	
C 70 2_10.2	10.2	274	1900	57	2000	7200	137	2100	32	4470	10800	
C 70 2_11.2	11.2	250	1600	44	1130	9350	125	2000	28	1070	11300	
C 70 2_13.0	13.0	215	2050	49	1860	7700	107	2100	25	5600	12900	
C 70 2_14.1	14.1	199	1700	37	1100	10100	99	2100	23	1280	12400	
C 70 2_15.3	15.3	183	2100	42	1810	8540	91	2100	21	5860	14300	
C 70 2_16.7	16.7	168	1700	31	1570	11400	84	2050	18.9	2350	14300	
C 70 2_19.3	19.3	145	2100	34	2730	10400	73	2100	16.8	6000	16300	
C 70 2_22.9	22.9	123	2100	28	3160	11800	61	2100	14.2	6060	18000	
C 70 2_27.7	27.7	101	2100	23	3570	13400	51	2100	11.7	6120	19900	
C 70 2_34.7	34.7	81	2100	18.7	3960	15400	40	2100	9.3	6180	22200	
C 70 3_41.3	41.3	68	1900	14.5	5670	18400	34	2300	8.8	7000	22800	
C 70 3_44.7	44.7	63	1900	13.4	5700	19100	31	2300	8.1	7000	23800	
C 70 3_52.2	52.2	54	2050	12.4	5680	19600	26.8	2300	7.0	7000	25000	
C 70 3_56.5	56.5	50	2050	11.4	5710	20400	24.8	2300	6.4	7000	25000	
C 70 3_65.9	65.9	43	2200	10.5	5670	21000	21.3	2300	5.5	7000	25000	
C 70 3_71.3	71.3	39	2200	9.7	5710	21900	19.6	2300	5.1	7000	25000	
C 70 3_81.4	81.4	34	2300	8.9	5680	22700	17.2	2300	4.5	7000	25000	
C 70 3_88.2	88.2	32	2300	8.2	5710	23600	15.9	2300	4.1	7000	25000	
C 70 3_103.8	103.8	27.0	2300	7.0	5700	25000	13.5	2300	3.5	7000	25000	
C 70 3_112.4	112.4	24.9	2300	6.4	5740	25000	12.5	2300	3.2	7000	25000	
C 70 3_126.8	126.8	22.1	2300	5.7	5720	25000	11.0	2300	2.9	7000	25000	
C 70 3_137.4	137.4	20.4	2300	5.3	5750	25000	10.2	2300	2.6	7000	25000	
C 70 3_150.3	150.3	18.6	2300	4.8	5730	25000	9.3	2300	2.4	7000	25000	
C 70 3_162.8	162.8	17.2	2300	4.5	5760	25000	8.6	2300	2.2	7000	25000	
C 70 3_179.2	179.2	15.6	2300	4.0	5740	25000	7.8	2300	2.0	7000	25000	
C 70 3_194.1	194.1	14.4	2300	3.7	5770	25000	7.2	2300	1.9	7000	25000	
C 70 3_220.9	220.9	12.7	2250	3.2	5750	25000	6.3	2250	1.6	7000	25000	
C 70 3_239.3	239.3	11.7	2300	3.0	5770	25000	5.8	2300	1.5	7000	25000	
C 70 4_251.3	251.3	11.1	2300	2.9	2000	25000	5.6	2300	1.5	2620	25000	
C 70 4_272.2	272.2	10.3	2300	2.7	2030	25000	5.1	2300	1.4	2650	25000	
C 70 4_317.9	317.9	8.8	2300	2.3	2030	25000	4.4	2300	1.2	2650	25000	
C 70 4_344.3	344.3	8.1	2300	2.2	2050	25000	4.1	2300	1.1	2670	25000	
C 70 4_409.4	409.4	6.8	2300	1.8	2050	25000	3.4	2300	0.90	2670	25000	
C 70 4_443.5	443.5	6.3	2300	1.7	2070	25000	3.2	2300	0.80	2700	25000	
C 70 4_512.0	512.0	5.5	2300	1.4	2070	25000	2.7	2300	0.70	2680	25000	
C 70 4_554.7	554.7	5.0	2300	1.3	2090	25000	2.5	2300	0.70	2710	25000	
C 70 4_606.8	606.8	4.6	2300	1.2	2080	25000	2.3	2300	0.60	2700	25000	
C 70 4_657.3	657.3	4.3	2300	1.1	2100	25000	2.1	2300	0.60	2720	25000	
C 70 4_736.0	736.0	3.8	2300	1.0	2090	25000	1.9	2300	0.50	2700	25000	
C 70 4_797.3	797.3	3.5	2300	0.90	2110	25000	1.8	2300	0.50	2720	25000	
C 70 4_922.6	922.6	3.0	2300	0.80	2100	25000	1.5	2300	0.40	2710	25000	
C 70 4_999.5	999.5	2.8	2300	0.70	2110	25000	1.4	2300	0.40	2730	25000	
C 70 4_1069	1069	2.6	2300	0.70	2100	25000	1.3	2300	0.30	2720	25000	
C 70 4_1158	1158	2.4	2300	0.60	2100	25000	1.2	2300	0.30	2800	25000	
C 70 4_1362	1362	2.1	2300	0.50	2100	25000	1.0	2300	0.30	2800	25000	
C 70 4_1476	1476	1.9	2300	0.50	2100	25000	0.90	2300	0.30	2800	25000	

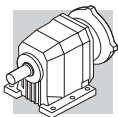
153

(—) Contact our technical service department advising radial load data (rotation direction, orientation, position)



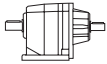

C 70 2300 Nm

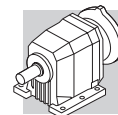
	i	$n_1 = 900 \text{ min}^{-1}$					$n_1 = 500 \text{ min}^{-1}$					
		n_2 min ⁻¹	M_{n2} Nm	P_{n1} kW	R_{n1} N	R_{n2} N	n_2 min ⁻¹	M_{n2} Nm	P_{n1} kW	R_{n1} N	R_{n2} N	
C 70 2_4.6	4.6	197	1800	39	650	9360	109	1800	22	5500	13900	
C 70 2_5.9	5.9	154	1950	33	560	9980	85	2150	20	2890	13400	
C 70 2_6.3	6.3	144	2100	33	4260	10400	80	2100	18.5	7000	15500	
C 70 2_7.5	7.5	121	2100	28	1120	10800	67	2150	15.9	5400	15600	
C 70 2_8.0	8.0	113	2100	26	5800	12500	63	2100	14.5	7000	17800	
C 70 2_9.5	9.5	95	2150	22	2140	12400	53	2150	12.4	6990	18100	
C 70 2_10.2	10.2	88	2100	20	6870	14600	49	2100	11.3	7000	20200	
C 70 2_11.2	11.2	80	2150	19.0	2620	14000	45	2150	10.6	7000	19800	
C 70 2_13.0	13.0	69	2100	16.0	7000	16900	38	2100	8.9	7000	22800	
C 70 2_14.1	14.1	64	2150	15.1	3900	16000	35	2150	8.4	7000	22300	
C 70 2_15.3	15.3	59	2100	13.6	7000	18400	33	2100	7.5	7000	24600	
C 70 2_16.7	16.7	54	2050	12.2	5470	18500	29.9	2050	6.8	7000	25000	
C 70 2_19.3	19.3	47	2100	10.8	7000	20700	25.9	2100	6.0	7000	25000	
C 70 2_22.9	22.9	39	2100	9.1	7000	22500	21.9	2100	5.1	7000	25000	
C 70 2_27.7	27.7	32	2100	7.5	7000	24600	18.0	2100	4.2	7000	25000	
C 70 2_34.7	34.7	25.9	2100	6.0	7000	25000	14.4	2100	3.3	7000	25000	
C 70 3_41.3	41.3	21.8	2300	5.6	7000	25000	12.1	2300	3.1	7000	25000	
C 70 3_44.7	44.7	20.1	2300	5.2	7000	25000	11.2	2300	2.9	7000	25000	
C 70 3_52.2	52.2	17.3	2300	4.5	7000	25000	9.6	2300	2.5	7000	25000	
C 70 3_56.5	56.5	15.9	2300	4.1	7000	25000	8.8	2300	2.3	7000	25000	
C 70 3_65.9	65.9	13.7	2300	3.5	7000	25000	7.6	2300	2.0	7000	25000	
C 70 3_71.3	71.3	12.6	2300	3.3	7000	25000	7.0	2300	1.8	7000	25000	
C 70 3_81.4	81.4	11.1	2300	2.9	7000	25000	6.1	2300	1.6	7000	25000	
C 70 3_88.2	88.2	10.2	2300	2.6	7000	25000	5.7	2300	1.5	7000	25000	
C 70 3_103.8	103.8	8.7	2300	2.2	7000	25000	4.8	2300	1.2	7000	25000	
C 70 3_112.4	112.4	8.0	2300	2.1	7000	25000	4.4	2300	1.2	7000	25000	
C 70 3_126.8	126.8	7.1	2300	1.8	7000	25000	3.9	2300	1.0	7000	25000	
C 70 3_137.4	137.4	6.6	2300	1.7	7000	25000	3.6	2300	0.90	7000	25000	
C 70 3_150.3	150.3	6.0	2300	1.6	7000	25000	3.3	2300	0.90	7000	25000	
C 70 3_162.8	162.8	5.5	2300	1.4	7000	25000	3.1	2300	0.80	7000	25000	
C 70 3_179.2	179.2	5.0	2300	1.3	7000	25000	2.8	2300	0.70	7000	25000	
C 70 3_194.1	194.1	4.6	2300	1.2	7000	25000	2.6	2300	0.70	7000	25000	
C 70 3_220.9	220.9	4.1	2250	1.0	7000	25000	2.3	2250	0.60	7000	25000	
C 70 3_239.3	239.3	3.8	2300	1.0	7000	25000	2.1	2300	0.50	7000	25000	
C 70 4_251.3	251.3	3.6	2300	0.90	2000	25000	2.0	2300	0.50	2620	25000	
C 70 4_272.2	272.2	3.3	2300	0.90	2030	25000	1.8	2300	0.50	2650	25000	
C 70 4_317.9	317.9	2.8	2300	0.70	2030	25000	1.6	2300	0.40	2650	25000	
C 70 4_344.3	344.3	2.6	2300	0.70	2050	25000	1.5	2300	0.40	2670	25000	
C 70 4_409.4	409.4	2.2	2300	0.60	2050	25000	1.2	2300	0.30	2670	25000	
C 70 4_443.5	443.5	2.0	2300	0.50	2070	25000	1.1	2300	0.30	2700	25000	
C 70 4_512.0	512.0	1.8	2300	0.50	2070	25000	1.0	2300	0.30	2680	25000	
C 70 4_554.7	554.7	1.6	2300	0.40	2090	25000	0.90	2300	0.20	2710	25000	
C 70 4_606.8	606.8	1.5	2300	0.40	2080	25000	0.80	2300	0.20	2700	25000	
C 70 4_657.3	657.3	1.4	2300	0.40	2100	25000	0.80	2300	0.20	2720	25000	
C 70 4_736.0	736.0	1.2	2300	0.30	2090	25000	0.70	2300	0.20	2700	25000	
C 70 4_797.3	797.3	1.1	2300	0.30	2110	25000	0.60	2300	0.20	2720	25000	
C 70 4_922.6	922.6	1.0	2300	0.30	2100	25000	0.50	2300	0.10	2710	25000	
C 70 4_999.5	999.5	0.90	2300	0.20	2110	25000	0.50	2300	0.10	2730	25000	
C 70 4_1069	1069	0.80	2300	0.20	2100	25000	0.50	2300	0.10	2720	25000	
C 70 4_1158	1158	0.80	2300	0.20	2100	25000	0.40	2300	0.10	2800	25000	
C 70 4_1362	1362	0.70	2300	0.20	2100	25000	0.40	2300	0.10	2800	25000	
C 70 4_1476	1476	0.60	2300	0.20	2100	25000	0.30	2300	0.10	2800	25000	



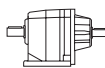

C 80

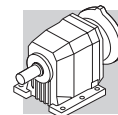
4000 Nm

	i	n ₁ = 2800 min ⁻¹					n ₁ = 1400 min ⁻¹					
		n ₂ min ⁻¹	M _{n2} Nm	P _{n1} kW	R _{n1} N	R _{n2} N	n ₂ min ⁻¹	M _{n2} Nm	P _{n1} kW	R _{n1} N	R _{n2} N	
C 80 2_5.6	5.6	496	2400	131	370	10900	248	3100	85	690	12300	156
C 80 2_6.1	6.1	458	2450	124	890	11000	229	3150	80	1380	12700	
C 80 2_7.0	7.0	398	2650	116	350	11000	199	3350	73	910	12900	
C 80 2_7.6	7.6	367	2700	109	890	11300	183	3400	69	1600	13300	
C 80 2_8.9	8.9	316	2800	98	420	12100	158	3500	61	1120	14500	
C 80 2_9.6	9.6	292	3000	96	520	11300	146	3700	59	1380	13900	
C 80 2_11.1	11.1	252	2800	78	1110	14200	126	3500	49	1950	17100	
C 80 2_12.0	12.0	233	3000	77	1200	13500	116	3700	48	2190	16600	
C 80 2_13.8	13.8	203	2800	63	1420	16400	102	3500	39	2330	19800	
C 80 2_14.9	14.9	188	3000	62	1510	15800	94	3700	38	2560	19300	
C 80 2_16.7	16.7	168	2800	52	1840	18500	84	3500	32	2840	22300	
C 80 2_18.1	18.1	155	3000	50	1930	17900	78	3700	32	3060	22000	
C 80 2_20.5	20.5	136	2850	43	2000	20500	68	3550	27	3060	24800	
C 80 2_22.2	22.2	126	3000	42	2210	20300	63	3700	26	3400	24900	
C 80 2_24.0	24.0	117	2850	37	2090	22400	58	3550	23	3180	27000	
C 80 2_25.9	25.9	108	3000	36	2300	22300	54	3700	22	3510	27200	
C 80 2_31.3	31.3	89	3000	30	2480	24700	45	3700	18.2	3730	30000	
C 80 2_39.1	39.1	72	2500	19.7	3820	31000	36	3200	12.6	5060	35000	
C 80 3_43.5	43.5	64	3100	23	5610	28700	32	3800	13.8	7000	34800	
C 80 3_47.4	47.4	59	3100	21	5660	30000	29.5	3800	12.6	7000	35000	
C 80 3_57.3	57.3	49	3400	18.7	5620	30500	24.4	4000	11.0	7000	35000	
C 80 3_62.5	62.5	45	3400	17.1	5670	31800	22.4	4000	10.1	7000	35000	
C 80 3_70.5	70.5	40	3650	16.3	5620	32200	19.9	4000	8.9	7000	35000	
C 80 3_76.9	76.9	36	3600	14.8	5670	33900	18.2	4000	8.2	7000	35000	
C 80 3_89.3	89.3	31	3900	13.8	5620	34700	15.7	4000	7.1	7000	35000	
C 80 3_97.4	97.4	28.7	3900	12.6	5670	35000	14.4	4000	6.5	7000	35000	
C 80 3_109.5	109.5	25.5	4000	11.5	5630	35000	12.8	4000	5.8	7000	35000	
C 80 3_119.5	119.5	23.4	4000	10.6	5680	35000	11.7	4000	5.3	7000	35000	
C 80 3_136.7	136.7	20.5	4000	9.2	5660	35000	10.2	4000	4.6	7000	35000	
C 80 3_149.1	149.1	18.8	4000	8.5	5700	35000	9.4	4000	4.2	7000	35000	
C 80 3_169.0	169.0	16.6	4000	7.5	5680	35000	8.3	4000	3.7	7000	35000	
C 80 3_184.4	184.4	15.2	4000	6.8	5720	35000	7.6	4000	3.4	7000	35000	
C 80 3_197.9	197.9	14.2	3800	6.1	5710	35000	7.1	3800	3.0	7000	35000	
C 80 3_215.9	215.9	13.0	4000	5.8	5730	35000	6.5	4000	2.9	7000	35000	
C 80 4_261.9	261.9	10.7	4000	4.9	1850	35000	5.3	4000	2.5	2470	35000	
C 80 4_285.7	285.7	9.8	4000	4.5	1890	35000	4.9	4000	2.3	2510	35000	
C 80 4_334.3	334.3	8.4	4000	3.9	1880	35000	4.2	4000	1.9	2500	35000	
C 80 4_364.7	364.7	7.7	4000	3.5	1920	35000	3.8	4000	1.8	2540	35000	
C 80 4_417.5	417.5	6.7	4000	3.1	1910	35000	3.4	4000	1.5	2530	35000	
C 80 4_455.4	455.4	6.1	4000	2.8	1950	35000	3.1	4000	1.4	2570	35000	
C 80 4_529.3	529.3	5.3	4000	2.4	1940	35000	2.6	4000	1.2	2550	35000	
C 80 4_577.4	577.4	4.8	4000	2.2	1970	35000	2.4	4000	1.1	2590	35000	
C 80 4_664.3	664.3	4.2	4000	1.9	1960	35000	2.1	4000	1.0	2570	35000	
C 80 4_724.7	724.7	3.9	4000	1.8	1990	35000	1.9	4000	0.90	2610	35000	
C 80 4_783.4	783.4	3.6	4000	1.6	1970	35000	1.8	4000	0.80	2590	35000	
C 80 4_854.6	854.6	3.3	4000	1.5	2000	35000	1.6	4000	0.80	2620	35000	
C 80 4_945.7	945.7	3.0	4000	1.4	1980	35000	1.5	4000	0.70	2600	35000	
C 80 4_1032	1032	2.7	4000	1.2	2010	35000	1.4	4000	0.60	2630	35000	
C 80 4_1168	1168	2.4	4000	1.1	1980	35000	1.2	4000	0.60	2600	35000	
C 80 4_1274	1274	2.2	4000	1.0	2020	35000	1.1	4000	0.50	2640	35000	
C 80 4_1358	1358	2.1	4000	0.90	1990	35000	1.0	4000	0.50	2610	35000	
C 80 4_1481	1481	1.9	4000	0.90	2030	35000	0.90	4000	0.40	2640	35000	

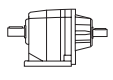



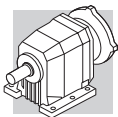
C 80 4000 Nm

	i	$n_1 = 900 \text{ min}^{-1}$					$n_1 = 500 \text{ min}^{-1}$					
		n_2 min ⁻¹	M_{n2} Nm	P_{n1} kW	R_{n1} N	R_{n2} N	n_2 min ⁻¹	M_{n2} Nm	P_{n1} kW	R_{n1} N	R_{n2} N	
C 80 2_5.6	5.6	160	3500	62	1480	14400	89	3500	34	4970	21600	156
C 80 2_6.1	6.1	147	3600	58	2100	14400	82	3700	33	5270	21200	
C 80 2_7.0	7.0	128	3500	49	2630	17000	71	3500	27	6130	24600	
C 80 2_7.6	7.6	118	3650	47	3060	16800	66	3650	26	6550	24600	
C 80 2_8.9	8.9	102	3500	39	3330	19900	56	3500	22	6800	27800	
C 80 2_9.6	9.6	94	3700	38	3590	19400	52	3700	21	7000	27700	
C 80 2_11.1	11.1	81	3500	31	4160	22800	45	3500	17.4	7000	31200	
C 80 2_12.0	12.0	75	3700	31	4400	22500	42	3700	17.0	7000	31200	
C 80 2_13.8	13.8	65	3500	25	4540	25700	36	3500	14.0	7000	34700	
C 80 2_14.9	14.9	60	3700	25	4770	25500	34	3700	13.7	7000	34700	
C 80 2_16.7	16.7	54	3500	21	5050	28500	30	3500	11.6	7000	35000	
C 80 2_18.1	18.1	50	3700	20	5280	28400	27.7	3700	11.3	7000	35000	
C 80 2_20.5	20.5	44	3550	17.2	5270	31400	24.4	3550	9.5	7000	35000	
C 80 2_22.2	22.2	40	3700	16.5	5610	31600	22.5	3700	9.2	7000	35000	
C 80 2_24.0	24.0	38	3550	14.7	5390	33800	20.9	3550	8.2	7000	35000	
C 80 2_25.9	25.9	35	3700	14.1	5730	34200	19.3	3700	7.9	7000	35000	
C 80 2_31.3	31.3	28.7	3700	11.7	5940	35000	16.0	3700	6.5	7000	35000	
C 80 2_39.1	39.1	23.0	3200	8.1	7000	35000	12.8	3200	4.5	7000	35000	
C 80 3_43.5	43.5	20.7	4000	9.3	7000	35000	11.5	4000	5.2	7000	35000	
C 80 3_47.4	47.4	19.0	4000	8.5	7000	35000	10.5	4000	4.7	7000	35000	
C 80 3_57.3	57.3	15.7	4000	7.1	7000	35000	8.7	4000	3.9	7000	35000	
C 80 3_62.5	62.5	14.4	4000	6.5	7000	35000	8.0	4000	3.6	7000	35000	
C 80 3_70.5	70.5	12.8	4000	5.7	7000	35000	7.1	4000	3.2	7000	35000	
C 80 3_76.9	76.9	11.7	4000	5.3	7000	35000	6.5	4000	2.9	7000	35000	
C 80 3_89.3	89.3	10.1	4000	4.5	7000	35000	5.6	4000	2.5	7000	35000	
C 80 3_97.4	97.4	9.2	4000	4.2	7000	35000	5.1	4000	2.3	7000	35000	
C 80 3_109.5	109.5	8.2	4000	3.7	7000	35000	4.6	4000	2.1	7000	35000	
C 80 3_119.5	119.5	7.5	4000	3.4	7000	35000	4.2	4000	1.9	7000	35000	
C 80 3_136.7	136.7	6.6	4000	3.0	7000	35000	3.7	4000	1.6	7000	35000	
C 80 3_149.1	149.1	6.0	4000	2.7	7000	35000	3.4	4000	1.5	7000	35000	
C 80 3_169.0	169.0	5.3	4000	2.4	7000	35000	3.0	4000	1.3	7000	35000	
C 80 3_184.4	184.4	4.9	4000	2.2	7000	35000	2.7	4000	1.2	7000	35000	
C 80 3_197.9	197.9	4.5	3800	1.9	7000	35000	2.5	3800	1.1	7000	35000	
C 80 3_215.9	215.9	4.2	4000	1.9	7000	35000	2.3	4000	1.0	7000	35000	
C 80 4_261.9	261.9	3.4	4000	1.6	2950	35000	1.9	4000	0.90	3500	35000	
C 80 4_285.7	285.7	3.2	4000	1.4	2990	35000	1.8	4000	0.80	3500	35000	
C 80 4_334.3	334.3	2.7	4000	1.2	2980	35000	1.5	4000	0.70	3500	35000	
C 80 4_364.7	364.7	2.5	4000	1.1	3020	35000	1.4	4000	0.60	3500	35000	
C 80 4_417.5	417.5	2.2	4000	1.0	3000	35000	1.2	4000	0.60	3500	35000	
C 80 4_455.4	455.4	2.0	4000	0.90	3050	35000	1.1	4000	0.50	3500	35000	
C 80 4_529.3	529.3	1.7	4000	0.80	3030	35000	0.90	4000	0.40	3500	35000	
C 80 4_577.4	577.4	1.6	4000	0.70	3070	35000	0.90	4000	0.40	3500	35000	
C 80 4_664.3	664.3	1.4	4000	0.60	3050	35000	0.80	4000	0.30	3500	35000	
C 80 4_724.7	724.7	1.2	4000	0.60	3090	35000	0.70	4000	0.30	3500	35000	
C 80 4_783.4	783.4	1.1	4000	0.50	3060	35000	0.60	4000	0.30	3500	35000	
C 80 4_854.6	854.6	1.1	4000	0.50	3100	35000	0.60	4000	0.30	3500	35000	
C 80 4_945.7	945.7	1.0	4000	0.40	3070	35000	0.50	4000	0.20	3500	35000	
C 80 4_1032	1032	0.90	4000	0.40	3110	35000	0.50	4000	0.20	3500	35000	
C 80 4_1168	1168	0.80	4000	0.40	3080	35000	0.40	4000	0.20	3500	35000	
C 80 4_1274	1274	0.70	4000	0.30	3110	35000	0.40	4000	0.20	3500	35000	
C 80 4_1358	1358	0.70	4000	0.30	3090	35000	0.40	4000	0.20	3500	35000	
C 80 4_1481	1481	0.60	4000	0.30	3120	35000	0.30	4000	0.20	3500	35000	



C 90 7200 Nm

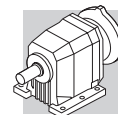
	i	n ₁ = 900 min ⁻¹					n ₁ = 500 min ⁻¹					
		n ₂ min ⁻¹	M _{n2} Nm	P _{n1} kW	R _{n1} N	R _{n2} N	n ₂ min ⁻¹	M _{n2} Nm	P _{n1} kW	R _{n1} N	R _{n2} N	
C 90 2_5.2	5.2	174	4900	94	2560	18200	97	5850	62	3010	21600	159
C 90 2_5.6	5.6	161	5050	89	4640	18100	89	6000	59	5720	21800	
C 90 2_6.8	6.8	133	5450	80	2310	18500	74	6200	51	5130	24600	
C 90 2_7.3	7.3	123	5550	75	4890	18900	68	6550	49	6340	23200	
C 90 2_8.3	8.3	108	5850	70	2700	19300	60	6200	41	8870	27800	
C 90 2_9.0	9.0	100	5950	65	5300	19800	55	6600	40	9660	27600	
C 90 2_10.4	10.4	87	6200	59	2250	21000	48	6200	33	11000	31000	
C 90 2_11.2	11.2	80	6450	57	3960	20400	45	6600	32	11700	30800	
C 90 2_12.8	12.8	70	6250	48	4500	25300	39	6250	27	13200	34100	
C 90 2_13.9	13.9	65	6550	47	5830	24400	36	6550	26	14600	34300	
C 90 2_16.0	16.0	56	6200	38	6570	28700	31	6200	21	15000	38000	
C 90 2_17.3	17.3	52	6550	38	7530	28600	28.9	6550	21	15000	38100	
C 90 2_18.7	18.7	48	6200	33	7120	31000	26.7	6200	18.3	15000	40700	
C 90 2_20.2	20.2	44	6600	32	7780	30800	24.8	6600	18.0	15000	40700	
C 90 2_22.9	22.9	39	6200	27	8310	34200	21.8	6200	14.9	15000	44500	
C 90 2_24.8	24.8	36	6600	26	8950	34100	20.2	6600	14.6	15000	44600	
C 90 2_27.2	27.2	33	5500	20	13400	39200	18.4	5500	11.2	15000	50000	
C 90 2_29.4	29.4	31	5900	19.9	13700	39100	17.0	5900	11.0	15000	50200	
C 90 2_35.1	35.1	25.6	5400	15.3	14100	43800	14.2	5400	8.5	15000	55500	
C 90 3_39.4	39.4	22.8	7100	18.3	15000	40600	12.7	7100	10.1	15000	40600	
C 90 3_43.0	43.0	20.9	7200	17.0	15000	42000	11.6	7200	9.4	15000	42000	
C 90 3_50.3	50.3	17.9	7100	14.3	15000	45400	9.9	7100	7.9	15000	45400	
C 90 3_54.9	54.9	16.4	7200	13.3	15000	46900	9.1	7200	7.4	15000	46900	
C 90 3_59.2	59.2	15.2	7100	12.2	15000	48800	8.4	7100	6.8	15000	48800	
C 90 3_64.6	64.6	13.9	7200	11.3	15000	50400	7.7	7200	6.3	15000	50400	
C 90 3_74.4	74.4	12.1	7100	9.7	15000	53800	6.7	7100	5.4	15000	53800	
C 90 3_81.2	81.2	11.1	7200	9.0	15000	55500	6.2	7200	5.0	15000	55500	
C 90 3_88.2	88.2	10.2	7100	8.2	15000	57800	5.7	7100	4.5	15000	57800	
C 90 3_96.2	96.2	9.4	7200	7.6	15000	59600	5.2	7200	4.2	15000	59600	
C 90 3_107.0	107.0	8.4	7100	6.7	15000	60000	4.7	7100	3.7	15000	60000	
C 90 3_116.7	116.7	7.7	7200	6.3	15000	60000	4.3	7200	3.5	15000	60000	
C 90 3_134.1	134.1	6.7	7100	5.4	15000	60000	3.7	7100	3.0	15000	60000	
C 90 3_146.3	146.3	6.2	7200	5.0	15000	60000	3.4	7200	2.8	15000	60000	
C 90 3_157.8	157.8	5.7	7100	4.6	15000	60000	3.2	7100	2.5	15000	60000	
C 90 3_172.1	172.1	5.2	7200	4.2	15000	60000	2.9	7200	2.4	15000	60000	
C 90 4_212.4	212.4	4.2	7200	3.5	2090	60000	2.4	7200	2.0	3210	60000	
C 90 4_231.7	231.7	3.9	7200	3.2	2460	60000	2.2	7200	1.8	3290	60000	
C 90 4_268.5	268.5	3.4	7200	2.8	2440	60000	1.9	7200	1.5	3300	60000	
C 90 4_292.9	292.9	3.1	7200	2.5	2620	60000	1.7	7200	1.4	3370	60000	
C 90 4_339.0	339.0	2.7	7200	2.2	2590	60000	1.5	7200	1.2	3340	60000	
C 90 4_369.8	369.8	2.4	7200	2.0	2660	60000	1.4	7200	1.1	3420	60000	
C 90 4_419.0	419.0	2.1	7200	1.8	2630	60000	1.2	7200	1.0	3390	60000	
C 90 4_457.1	457.1	2.0	7200	1.6	2700	60000	1.1	7200	0.90	3460	60000	
C 90 4_534.2	534.2	1.7	7200	1.4	2680	60000	0.90	7200	0.80	3380	60000	
C 90 4_582.8	582.8	1.5	7200	1.3	2750	60000	0.90	7200	0.70	3500	60000	
C 90 4_652.8	652.8	1.4	7200	1.1	2700	60000	0.80	7200	0.60	3450	60000	
C 90 4_712.2	712.2	1.3	7200	1.0	2760	60000	0.70	7200	0.60	3500	60000	
C 90 4_773.6	773.6	1.2	7200	1.0	2720	60000	0.60	7200	0.50	3480	60000	
C 90 4_844.0	844.0	1.1	7200	0.90	2790	60000	0.60	7200	0.50	3500	60000	
C 90 4_922.3	922.3	1.0	7200	0.80	2730	60000	0.50	7200	0.40	3490	60000	
C 90 4_1006	1006	0.90	7200	0.70	2800	60000	0.50	7200	0.40	3500	60000	
C 90 4_1137	1137	0.80	7200	0.70	2740	60000	0.40	7200	0.40	3500	60000	
C 90 4_1240	1240	0.70	7200	0.60	2800	60000	0.40	7200	0.30	3500	60000	



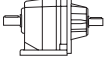

C 100 12000 Nm

	i	n ₁ = 2800 min ⁻¹					n ₁ = 1400 min ⁻¹					
		n ₂ min ⁻¹	M _{n2} Nm	P _{n1} kW	R _{n1} N	R _{n2} N	n ₂ min ⁻¹	M _{n2} Nm	P _{n1} kW	R _{n1} N	R _{n2} N	
C 100 2_4.9	4.9	569	5500	345	1900	20600	285	6800	213	3790	25300	162
C 100 2_5.3	5.3	525	5650	327	2790	21000	263	6950	201	4940	25800	
C 100 2_6.5	6.5	429	6150	291	1920	21800	215	7550	179	3950	27000	
C 100 2_7.1	7.1	396	6200	271	3100	22700	198	7650	167	5270	27900	
C 100 2_8.4	8.4	335	6700	248	1870	22800	168	8200	152	3970	28500	
C 100 2_9.0	9.0	309	6800	232	2950	23500	155	8350	142	5190	29200	
C 100 2_10.1	10.1	278	7100	217	1930	24100	139	8750	134	3900	29500	
C 100 2_10.9	10.9	256	7100	200	3240	25700	128	8750	124	5460	31600	
C 100 2_12.5	12.5	225	7650	190	1360	24900	112	9400	117	3260	30800	
C 100 2_13.5	13.5	208	7700	176	2600	26300	104	9500	109	4680	32100	
C 100 2_15.2	15.2	184	8100	164	1270	26600	92	10000	101	2680	32500	
C 100 2_16.5	16.5	170	8250	154	2320	27200	85	10150	95	4420	33600	
C 100 2_18.7	18.7	150	8200	136	1500	30800	75	10000	83	3600	38000	
C 100 2_20.2	20.2	138	8100	124	3047	32200	69	10000	76	5210	39600	
C 100 2_22.2	22.2	126	7500	104	3570	35800	63	9200	64	5960	44100	
C 100 2_24.1	24.1	116	8100	104	3620	35200	58	10000	64	5900	43300	
C 100 2_29.6	29.6	95	6900	72	6380	42400	47	8500	44	9220	52200	
C 100 3_34.3	34.3	82	10350	95	9790	33300	41	11700	54	13000	46400	
C 100 3_36.9	36.9	76	10650	91	10200	34500	38	11800	50	13100	48000	
C 100 3_42.9	42.9	65	11350	83	9640	33200	33	12000	44	13100	51200	
C 100 3_46.2	46.2	61	11700	80	10100	33100	30	12000	41	13300	53100	
C 100 3_53.3	53.3	53	12000	71	9450	36400	26.3	12000	36	13200	56900	
C 100 3_57.4	57.4	49	12000	66	10200	39500	24.4	12000	33	13400	59000	
C 100 3_64.5	64.5	43	12000	59	9950	44100	21.7	12000	29	13400	62300	
C 100 3_69.4	69.4	40	12000	54	10400	45900	20.2	12000	27	13500	64500	
C 100 3_79.4	79.4	35	12000	48	10300	49200	17.6	12000	24	13500	68600	
C 100 3_85.6	85.6	33	12000	44	10400	51100	16.4	12000	22	13600	70900	
C 100 3_92.7	92.7	30	12000	41	10400	53200	15.1	12000	20	13500	73500	
C 100 3_99.8	99.8	28.1	12000	38	10500	55200	14.0	12000	19.0	13600	75900	
C 100 3_111.9	111.9	25.0	12000	34	10400	58300	12.5	12000	16.9	13500	79800	
C 100 3_120.5	120.5	23.2	12000	31	10500	60400	11.6	12000	15.7	13700	82400	
C 100 3_139.7	139.7	20.0	11050	25	10600	67400	10.0	11050	12.5	13700	85000	
C 100 3_150.4	150.4	18.6	12000	25	10600	66900	9.3	12000	12.6	13700	85000	
C 100 4_162.1	162.1	17.3	12000	24	—	85000	8.6	12000	11.9	—	85000	
C 100 4_185.4	185.4	15.1	12000	21	—	85000	7.6	12000	10.4	—	85000	
C 100 4_199.6	199.6	14.0	12000	19.4	—	85000	7.0	12000	9.7	—	85000	
C 100 4_244.2	244.2	11.5	12000	15.8	—	85000	5.7	12000	7.9	—	85000	
C 100 4_263.0	263.0	10.6	12000	14.7	—	85000	5.3	12000	7.4	—	85000	
C 100 4_300.5	300.5	9.3	12000	12.9	—	85000	4.7	12000	6.4	—	85000	
C 100 4_323.6	323.6	8.7	12000	11.9	—	85000	4.3	12000	6.0	—	85000	
C 100 4_380.5	380.5	7.4	12000	10.2	—	85000	3.7	12000	5.1	—	85000	
C 100 4_409.8	409.8	6.8	12000	9.4	—	85000	3.4	12000	4.7	—	85000	
C 100 4_466.7	466.7	6.0	12000	8.3	—	85000	3.0	12000	4.1	—	85000	
C 100 4_502.6	502.6	5.6	12000	7.7	—	85000	2.8	12000	3.8	—	85000	
C 100 4_582.6	582.6	4.8	12000	6.6	—	85000	2.4	12000	3.3	—	85000	
C 100 4_627.4	627.4	4.5	12000	6.2	—	85000	2.2	12000	3.1	—	85000	
C 100 4_720.3	720.3	3.9	12000	5.4	—	85000	1.9	12000	2.7	—	85000	
C 100 4_775.7	775.7	3.6	12000	5.0	—	85000	1.8	12000	2.5	—	85000	
C 100 4_843.3	843.3	3.3	12000	4.6	—	85000	1.7	12000	2.3	—	85000	
C 100 4_908.2	908.2	3.1	12000	4.3	—	85000	1.5	12000	2.1	830	85000	
C 100 4_1004	1004	2.8	12000	3.9	—	85000	1.4	12000	1.9	—	85000	
C 100 4_1081	1081	2.6	12000	3.6	—	85000	1.3	12000	1.8	870	85000	

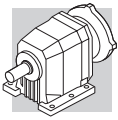
(—) Contact our technical service department advising radial load data (rotation direction, orientation, position)



C 100 12000 Nm

	i	$n_1 = 900 \text{ min}^{-1}$					$n_1 = 500 \text{ min}^{-1}$					
		n_2 min ⁻¹	M_{n2} Nm	P_{n1} kW	R_{n1} N	R_{n2} N	n_2 min ⁻¹	M_{n2} Nm	P_{n1} kW	R_{n1} N	R_{n2} N	
C 100 2_4.9	4.9	183	7800	157	5310	28800	102	9300	104	6720	34400	162
C 100 2_5.3	5.3	169	7950	148	6680	29500	94	9450	98	9740	35200	
C 100 2_6.5	6.5	138	8600	131	5670	31000	77	10250	87	7540	37000	
C 100 2_7.1	7.1	127	8750	123	7050	31800	71	10450	81	10100	37800	
C 100 2_8.4	8.4	108	9350	111	5670	32600	60	10950	72	8530	40100	
C 100 2_9.0	9.0	99	9500	104	7080	33600	55	11350	69	10100	39900	
C 100 2_10.1	10.1	89	10000	98	5540	33600	50	10900	60	10600	44500	
C 100 2_10.9	10.9	82	10150	92	6980	34700	46	11500	58	11300	44300	
C 100 2_12.5	12.5	72	10700	85	3910	35400	40	10850	48	11700	49600	
C 100 2_13.5	13.5	67	10850	80	6440	36700	37	11450	47	12300	49500	
C 100 2_15.2	15.2	59	10800	70	5940	40800	33	10800	39	13000	54700	
C 100 2_16.5	16.5	55	11500	69	6320	39100	30	11500	38	13400	54500	
C 100 2_18.7	18.7	48	10900	58	6310	45100	26.8	10900	32	13400	59800	
C 100 2_20.2	20.2	45	11500	56	6890	45000	24.7	11500	31	14000	60100	
C 100 2_22.2	22.2	40	9850	44	9170	52200	22.5	9850	24	15000	67800	
C 100 2_24.1	24.1	37	10800	44	8930	51200	20.7	10800	25	15000	67200	
C 100 2_29.6	29.6	30	9100	31	12600	61400	16.9	9100	17.0	15000	78300	
C 100 3_34.3	34.3	26.2	11700	35	15000	57800	14.6	11700	19.2	15000	75500	
C 100 3_36.9	36.9	24.4	11800	32	15000	59600	13.5	11800	18.0	15000	77700	
C 100 3_42.9	42.9	21.0	12000	28	15000	63400	11.6	12000	15.7	15000	82300	
C 100 3_46.2	46.2	19.5	12000	26	15000	65600	10.8	12000	14.6	15000	84900	
C 100 3_53.3	53.3	16.9	12000	23	15000	69900	9.4	12000	12.7	15000	85000	
C 100 3_57.4	57.4	15.7	12000	21	15000	72300	8.7	12000	11.8	15000	85000	
C 100 3_64.5	64.5	14.0	12000	18.6	15000	76100	7.8	12000	10.5	15000	85000	
C 100 3_69.4	69.4	13.0	12000	17.5	15000	78600	7.2	12000	9.7	15000	85000	
C 100 3_79.4	79.4	11.3	12000	15.3	15000	83300	6.3	12000	8.5	15000	85000	
C 100 3_85.6	85.6	10.5	12000	14.2	15000	85000	5.8	12000	7.9	15000	85000	
C 100 3_92.7	92.7	9.7	12000	13.1	15000	85000	5.4	12000	7.3	15000	85000	
C 100 3_99.8	99.8	9.0	12000	12.2	15000	85000	5.0	12000	6.8	15000	85000	
C 100 3_111.9	111.9	8.0	12000	10.9	15000	85000	4.5	12000	6.0	15000	85000	
C 100 3_120.5	120.5	7.5	12000	10.1	15000	85000	4.1	12000	5.6	15000	85000	
C 100 3_139.7	139.7	6.4	11500	8.0	15000	85000	3.6	11050	4.5	15000	85000	
C 100 3_150.4	150.4	6.0	12000	8.1	15000	85000	3.3	12000	4.5	15000	85000	
C 100 4_162.1	162.1	5.6	12000	7.7	—	85000	3.1	12000	4.3	—	85000	
C 100 4_185.4	185.4	4.9	12000	6.7	—	85000	2.7	12000	3.7	920	85000	
C 100 4_199.6	199.6	4.5	12000	6.2	—	85000	2.5	12000	3.5	1430	85000	
C 100 4_244.2	244.2	3.7	12000	5.1	—	85000	2.0	12000	2.8	1490	85000	
C 100 4_263.0	263.0	3.4	12000	4.7	—	85000	1.9	12000	2.6	1950	85000	
C 100 4_300.5	300.5	3.0	12000	4.1	—	85000	1.7	12000	2.3	1840	85000	
C 100 4_323.6	323.6	2.8	12000	3.8	850	85000	1.5	12000	2.1	2280	85000	
C 100 4_380.5	380.5	2.4	12000	3.3	700	85000	1.3	12000	1.8	2130	85000	
C 100 4_409.8	409.8	2.2	12000	3.0	1120	85000	1.2	12000	1.7	2550	85000	
C 100 4_466.7	466.7	1.9	12000	2.7	910	85000	1.1	12000	1.5	2340	85000	
C 100 4_502.6	502.6	1.8	12000	2.5	1320	85000	1.0	12000	1.4	2740	85000	
C 100 4_582.6	582.6	1.5	12000	2.1	1100	85000	0.90	12000	1.2	2520	85000	
C 100 4_627.4	627.4	1.4	12000	2.0	1490	85000	0.80	12000	1.1	2910	85000	
C 100 4_720.3	720.3	1.2	12000	1.7	1270	85000	0.70	12000	1.0	2700	85000	
C 100 4_775.7	775.7	1.2	12000	1.6	1650	85000	0.60	12000	0.90	3070	85000	
C 100 4_843.3	843.3	1.1	12000	1.5	1360	85000	0.60	12000	0.80	2790	85000	
C 100 4_908.2	908.2	1.0	12000	1.4	1730	85000	0.60	12000	0.80	3160	85000	
C 100 4_1004	1004	0.90	12000	1.2	1400	85000	0.50	12000	0.70	2830	85000	
C 100 4_1081	1081	0.90	12000	1.1	1770	85000	0.50	12000	0.60	3170	85000	

(—) Contact our technical service department advising radial load data (rotation direction, orientation, position)



27 MOTOR AVAILABILITY

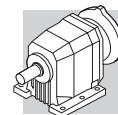
Please be aware that motor-gearbox combinations resulting from charts (B18) and (B19) are purely based on geometrical compatibility.

When selecting a gearmotor, refer to procedure specified at paragraph 11 and observe particularly the condition $S \geq f_s$.


(B 18)

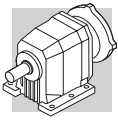
		IEC_  (IM B5)									
		P63 P71	P80 P90	P100 P112	P132	P160	P180	P200	P225	P250	P280
C 12 2		2.8_66.2	2.8_47.6	2.8_47.6							
C 22 2		3.7_63.3 ● (7.1_8.7)	2.7_54.7	2.7_54.7							
C 22 3		60.0_261.0	60.0_261.0	60.0_261.0							
C 32 2		5.0_66.8 ● (7.2_11.2)	2.9_66.8	2.9_66.8	2.9_25.1						
C 32 3		74.7_274.7	74.7_274.7	74.7_274.7							
C 36 2		4.6_19.0 ● (6.8_10.6)	2.7_19.0	2.7_19.0	2.9_19.0						
C 36 3		38.1_206.4	22.1_206.4	22.1_206.4	22.1_77.6						
C 36 4		230.9_848.5	230.9_848.5	230.9_848.5							
C 41 2		14.2_44.8	2.7_44.8	2.7_44.8	2.7_31.4						
C 41 3		47.0_209.1	28.5_209.1	28.5_209.1	28.5_102.3						
C 41 4		239.9_855.5	239.9_855.5	239.9_855.5							
C 51 2		18.9_57.0	2.6_57.0	2.6_57.0	2.6_40.4	2.6_40.4	2.6_40.4				
C 51 3		59.0_216.7	21.8_216.7	21.8_216.7	21.8_124.4	21.8_124.4	21.8_124.4				
C 51 4		240.9_884.9	240.9_884.9	240.9_884.9	240.9_508.0						
C 61 2	i =	22.4_38.0	3.7_38.0 ● (6.7_7.5)	3.7_38.0 ● (6.7_7.5)	2.8_38.0	2.8_38.0	2.8_38.0				
C 61 3		67.7_195.8	26.8_195.8	26.8_195.8	26.8_140.5	26.8_140.5	26.8_140.5				
C 61 4		217.4_796.1	217.4_796.1	217.4_796.1							
C 70 2			14.1_34.7 ● (15.3)	14.1_34.7 ● (15.3)	7.5_34.7 ● (8.0)	4.6_34.7	4.6_34.7*	4.6_10.2* ● (9.5)			
C 70 3			41.3_239.3	41.3_239.3	41.3_137.4	41.3_137.4	41.3_137.4*				
C 70 4		251.3_1476	251.3_1476	251.3_1476	251.3_554.7						
C 80 2			20.5_39.1	20.5_39.1	11.1_39.1	7.0_39.1	5.6_39.1	5.6_25.9*	5.6_25.9*		
C 80 3			43.5_215.9	43.5_215.9	43.5_184.4	43.5_184.4	43.5_184.4				
C 80 4		334.3_1481	261.9_1481	261.9_1481	261.9_724.7						
C 90 2			22.9_35.1	22.9_35.1	12.8_35.1	10.4_35.1	10.4_35.1	5.2_29.4	5.2_29.4*	5.2_29.4*	
C 90 3			74.4_172.1	74.4_172.1	39.4_172.1	39.4_172.1	39.4_172.1	39.4_96.2	39.4_96.2*	39.4_96.2*	
C 90 4		339.0_1240	212.4_1240	212.4_1240	212.4_712.2	212.4_712.2	212.4_712.2				
C 100 2				29.6	15.2_29.6	12.5_29.6	12.5_29.6	4.9_29.6	4.9_29.6	4.9_29.6*	4.9_29.6*
C 100 3				79.4_150.4	42.9_150.4	34.3_150.4	34.3_150.4	34.3_99.8	34.3_99.8*	34.3_99.8	34.3_99.8*
C 100 4		380.5_1081	162.1_1081	162.1_1081	162.1_775.7	162.1_775.7	162.1_775.7				

For mounting position B3-B5 B6-B7-B8 the motor marked with * will be supplied in B3/B5



(B 19)

								
		M0	M05	M1	M2	M3	M4	M5
C 05 2		27.1_44.7	5.5_44.7	5.5_44.7				
C 12 2			2.8_66.2	2.8_37.0	2.8_47.7	2.8_47.7		
C 22 2			3.7_63.3 ⊖ (7.1_8.7)	3.7_43.3 ⊖ (7.1_8.7)	2.7_54.7	2.7_54.7		
C 22 3			60.0_261.0	60.0_178.5	60.0_261.0	60.0_261.0		
C 32 2				5.0_52.4 ⊖ (7.2_11.2)	2.9_66.8	2.9_66.8	2.9_25.1	
C 32 3			74.7_274.7	74.7_215.6	74.7_274.7	74.7_274.7		
C 36 2				4.6_19.0 ⊖ (6.8_10.6)	2.7_19.0	2.7_19.0	2.7_19.0	
C 36 3				38.1_162.0	22.1_206.4	22.1_206.4	22.1_77.6	
C 36 4			230.9_848.5	230.9_665.9	230.9_848.5	230.9_848.5		
C 41 2				14.2_44.8	2.7_44.8	2.7_44.8	2.7_31.4	
C 41 3				47.0_209.1	28.5_209.1	28.5_209.1	28.5_102.3	
C 41 4			239.9_855.5	239.9_855.5	239.9_855.5	239.9_855.5		
C 51 2				18.9_57.0	2.6_57.0	2.6_57.0	2.6_40.4	2.6_40.4
C 51 3				59.0_216.7	21.8_216.7	21.8_216.7	21.8_124.4	21.8_124.4
C 51 4				240.9_884.9	240.9_884.9	240.9_884.9	240.9_508.0	
C 61 2	i =				3.7_38.0 ⊖ (6.7_7.5)	3.7_38.0 ⊖ (6.7_7.5)	2.8_38.0	2.8_38.0
C 61 3					26.8_195.8	26.8_195.8	26.8_140.5	26.8_140.5
C 61 4				217.4_796.1	217.4_796.1	217.4_796.1		
C 70 2					14.1_34.7 ⊖ (15.3)	14.1_34.7 ⊖ (15.3)	7.5_34.7 ⊖ (8.0)	7.5_34.7 ⊖ (8.0)
C 70 3					41.3_239.3	41.3_239.3	41.3_137.4	41.3_137.4
C 70 4				251.3_1476	251.3_1476	251.3_1476	251.3_554.7	
C 80 2						20.5_39.1	11.1_39.1	11.1_39.1
C 80 3						43.5_215.8	43.5_184.4	43.5_184.4
C 80 4				334.3_1481	261.9_1481	261.9_1481	261.9_724.7	
C 90 2						22.9_35.1	12.8_35.1	12.8_35.1
C 90 3						74.4_172.1	39.4_172.1	39.4_172.1
C 90 4				339.0_1240	212.4_1240	212.4_1240	212.4_712.2	
C 100 2							15.2_29.6	15.2_29.6
C 100 3							42.9_150.4	42.9_150.4
C 100 4				380.5_1081	162.1_1081	162.1_1081	162.1_775.7	



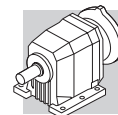
Motor adapters matching the most popular brands of servomotors are available for units size C12... C61. Dimensions of servomotor inputs are provided within the drawing section for each frame size. The code **SK** applies for inputs featuring a conventional keyway, while through the specification of the **SC** code the input shaft will feature a clamping device instead.

(B 20)

		SERVO INPUT							
		SK60A	SK60B	SK80A	SK80B	SK80C	SK95A	SK95B	SK95C
		SC60A	SC60B	SC80A	SC80B	SC80C	SC95A	SC95B	SC95C
C 12 2		2.8_66.2	2.8_66.2	2.8_66.2		2.8_47.6	2.8_66.2	2.8_47.6	2.8_47.6
C 22 2		3.7_63.3 ⌀(7.1_8.7)	3.7_63.3 ⌀(7.1_8.7)	3.7_63.3 ⌀(7.1_8.7)		2.7_54.7	3.7_63.3 ⌀(7.1_8.7)	2.7_54.7	2.7_54.7
C 22 3		60.0_261.0	60.0_261.0	60.0_261.0		60.0_261.0	60.0_261.0	60.0_261.0	60.0_261.0
C 32 2		5.0_66.8 ⌀(7.2_11.2)	5.0_66.8 ⌀(7.2_11.2)	5.0_66.8 ⌀(7.2_11.2)		2.9_66.8	5.0_66.8 ⌀(7.2_11.2)	2.9_66.8	2.9_66.8
C 32 3		74.7_274.7	74.7_274.7	74.7_274.7		74.7_274.7	74.7_274.7	74.7_274.7	74.7_274.7
C 36 2		4.6_19.0 ⌀(6.8_10.6)	4.6_19.0 ⌀(6.8_10.6)	4.6_19.0 ⌀(6.8_10.6)		2.7_19.0	4.6_19.0 ⌀(6.8_10.6)	2.7_19.0	2.7_19.0
C 36 3		38.1_206.4	38.1_206.4	38.1_206.4		22.1_206.4	38.1_206.4	22.1_206.4	22.1_206.4
C 36 4		230.9_848.5	230.9_848.5	230.9_848.5		230.9_848.5	230.9_848.5	230.9_848.5	230.9_848.5
C 41 2	i =				6.0_44.8 ⌀(6.4_12.4)	2.7_44.8	6.0_44.8 ⌀(6.4_12.4)	2.7_44.8	2.7_44.8
C 41 3					47.0_209.1	28.5_209.1	47.0_209.1	28.5_209.1	28.5_209.1
C 41 4		239.9_855.5	239.9_855.5	239.9_855.5		239.9_855.5	239.9_855.5	239.9_855.5	239.9_855.5
C 51 2					18.9_57.0	2.6_57.0	18.9_57.0	2.6_57.0	2.6_57.0
C 51 3					59.0_216.7	21.8_216.7	59.0_216.7	21.8_216.7	21.8_216.7
C 51 4						240.9_884.9	240.9_884.9	240.9_884.9	240.9_884.9
C 61 2						3.7_38.0 ⌀(6.7_7.5)	22.4_38.0	3.7_38.0 ⌀(6.7_7.5)	3.7_38.0 ⌀(6.7_7.5)
C 61 3						26.8_195.8	67.7_195.8	26.8_195.8	26.8_195.8
C 61 4					217.4_796.1	217.4_796.1	217.4_796.1	217.4_796.1	217.4_796.1

(B 21)

		SK110A	SK110B	SK130A	SK130B	SK180A	SK180B
		SC110A	SC110B	SC130A	SC130B	SC180A	SC180B
C 12 2		2.8_47.6	2.8_47.6				
C 22 2		2.7_54.7	2.7_54.7				
C 22 3		60.0_261.0	60.0_261.0				
C 32 2		2.9_66.8	2.9_66.8	2.9_66.8			
C 32 3		74.7_274.7	74.7_274.7				
C 36 2		2.7_19.0	2.7_19.0	2.7_19.0			
C 36 3		22.1_206.4	22.1_206.4	22.1_206.4			
C 36 4		230.9_848.5	230.9_848.5				
C 41 2	i =	2.7_44.8	2.7_44.8	2.7_44.8	2.7_31.4	2.7_31.4	2.7_31.4
C 41 3		28.5_209.1	28.5_209.1	28.5_209.1	28.5_102.3	28.5_102.3	28.5_102.3
C 41 4		239.9_855.5	239.9_855.5				
C 51 2		2.6_57.0	2.6_57.0	2.6_57.0	2.6_40.4	2.6_40.4	2.6_40.4
C 51 3		21.8_216.7	21.8_216.7	21.8_216.7	21.8_124.4	21.8_124.4	21.8_124.4
C 51 4		240.9_884.9	240.9_884.9	240.9_884.9			
C 61 2		3.7_38.0 ⌀(6.7_7.5)	3.7_38.0 ⌀(6.7_7.5)	3.7_38.0 ⌀(6.7_7.5)	2.8_38.0	2.8_38.0	2.8_38.0
C 61 3		26.8_195.8	26.8_195.8	26.8_195.8	26.8_140.5	26.8_140.5	26.8_140.5
C 61 4		217.4_796.1	217.4_796.1	217.4_796.1			



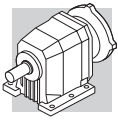
28 MOMENT OF INERTIA

The following charts indicate moment of inertia values J_r [kgm²] referred to the gear unit high speed shaft. A key to the symbols used follows:



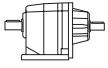
	<p>Values under this icon refer to compact gear units, without motor. To obtain the overall moment of inertia for the gearmotor just add the value of the inertia for the specific compact motor, given in the relevant rating chart.</p>		<p>Values under this symbol refer to gearboxes with IEC motor adaptor (IEC size...).</p>
			<p>This symbol refers to gearbox values.</p>
			<p>Values under this symbol refer to gear unit with servomotor input adapter.</p>

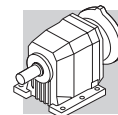
C 05

	i	J ($\cdot 10^{-4}$) [kgm ²]							
			IEC						
			63	71	80	90	100	112	
C 05_5.5	5.5	0.29	—	—	—	—	—	—	—
C 05_6.7	6.7	0.29	—	—	—	—	—	—	—
C 05_7.4	7.4	0.28	—	—	—	—	—	—	—
C 05_9.3	9.3	0.17	—	—	—	—	—	—	—
C 05_11.2	11.2	0.16	—	—	—	—	—	—	—
C 05_12.5	12.5	0.16	—	—	—	—	—	—	—
C 05_15.6	15.6	0.09	—	—	—	—	—	—	—
C 05_18.9	18.9	0.09	—	—	—	—	—	—	—
C 05_21.0	21.0	0.08	—	—	—	—	—	—	—
C 05_27.1	27.1	0.04	—	—	—	—	—	—	—
C 05_32.8	32.8	0.04	—	—	—	—	—	—	—
C 05_36.4	36.4	0.04	—	—	—	—	—	—	—
C 05_40.3	40.3	0.03	—	—	—	—	—	—	—
C 05_44.7	44.7	0.03	—	—	—	—	—	—	—




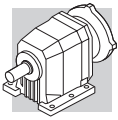
C 12

	i	J ($\cdot 10^{-4}$) [kgm ²]							
			 IEC						
			63	71	80	90	100	112	
C 12 2_2.8	2.8	0.44	1.9	1.9	3.3	3.2	4.5	4.5	1.3
C 12 2_3.2	3.2	0.34	1.8	1.8	3.2	3.1	4.4	4.4	1.2
C 12 2_3.7	3.7	0.29	1.8	1.7	3.1	3.1	4.4	4.4	1.2
C 12 2_4.3	4.3	0.21	1.7	1.7	3.1	3.0	4.3	4.3	1.1
C 12 2_4.9	4.9	0.19	1.7	1.7	3.0	3.0	4.3	4.3	1.1
C 12 2_5.6	5.6	0.15	1.6	1.6	3.0	2.9	4.2	4.2	1.0
C 12 2_6.2	6.2	0.12	1.6	1.6	3.0	2.9	4.2	4.2	1.0
C 12 2_7.6	7.6	0.33	1.8	1.8	3.2	3.1	4.4	4.4	1.2
C 12 2_8.8	8.8	0.32	1.8	1.8	3.2	3.1	4.4	4.4	1.2
C 12 2_10.1	10.1	0.23	1.7	1.7	3.1	3.0	4.3	4.3	1.1
C 12 2_11.9	11.9	0.17	1.6	1.6	3.0	3.0	4.2	4.2	1.1
C 12 2_13.4	13.4	0.16	1.6	1.6	3.0	2.9	4.2	4.2	1.1
C 12 2_15.4	15.4	0.12	1.6	1.6	3.0	2.9	4.2	4.2	1.0
C 12 2_17.2	17.2	0.10	1.6	1.6	2.9	2.9	4.2	4.2	1.0
C 12 2_18.4	18.4	0.08	1.6	1.5	2.9	2.9	4.2	4.2	0.98
C 12 2_20.6	20.6	0.08	1.5	1.5	2.9	2.9	4.2	4.2	0.98
C 12 2_23.2	23.2	0.07	1.5	1.5	2.9	2.9	4.1	4.1	0.97
C 12 2_25.4	25.4	0.06	1.5	1.5	2.9	2.8	4.1	4.1	0.96
C 12 2_29.5	29.5	0.05	1.5	1.5	2.9	2.8	4.1	4.1	0.95
C 12 2_32.8	32.8	0.04	1.5	1.5	2.9	2.8	4.1	4.1	0.94
C 12 2_37.0	37.0	0.03	1.5	1.5	2.9	2.8	4.1	4.1	0.93
C 12 2_42.3	42.3	0.03	1.5	1.5	2.9	2.8	4.1	4.1	0.93
C 12 2_47.6	47.6	0.02	1.5	1.5	2.9	2.8	4.1	4.1	0.92
C 12 2_55.2	55.2	0.02	1.5	1.5	—	—	—	—	0.92
C 12 2_66.2	66.2	0.01	1.5	1.5	—	—	—	—	0.91



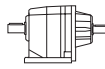


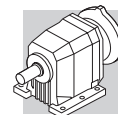
C 12

		J ($\cdot 10^{-4}$) [kgm ²]									
		 SERVO									
	i	60A		60B 80A		95A		80C 95B 110A		95C 110B	
		SK	SC	SK	SC	SK	SC	SK	SC	SK	SC
C 12 2_2.8	2.8	0.71	0.97	0.73	1.2	3.3	3.7	3.3	3.8	3.2	4.2
C 12 2_3.2	3.2	0.61	0.87	0.63	1.1	3.2	3.6	3.2	3.7	3.1	4.1
C 12 2_3.7	3.7	0.56	0.82	0.58	1.0	3.1	3.5	3.1	3.6	3.1	4.1
C 12 2_4.3	4.3	0.48	0.74	0.50	0.94	3.0	3.5	3.1	3.6	3.0	4.0
C 12 2_4.9	4.9	0.46	0.72	0.48	0.92	3.0	3.4	3.0	3.5	3.0	4.0
C 12 2_5.6	5.6	0.42	0.68	0.44	0.88	3.0	3.4	3.0	3.5	2.9	3.9
C 12 2_6.2	6.2	0.39	0.65	0.41	0.85	2.9	3.4	3.0	3.5	2.9	3.9
C 12 2_7.6	7.6	0.60	0.86	0.62	1.1	3.2	3.6	3.2	3.7	3.1	4.1
C 12 2_8.8	8.8	0.59	0.85	0.61	1.0	3.1	3.6	3.2	3.7	3.1	4.1
C 12 2_10.1	10.1	0.50	0.76	0.52	0.96	3.1	3.5	3.1	3.6	3.0	4.0
C 12 2_11.9	11.9	0.44	0.70	0.46	0.90	3.0	3.4	3.0	3.5	3.0	4.0
C 12 2_13.4	13.4	0.43	0.69	0.45	0.83	3.0	3.4	3.0	3.5	2.9	3.9
C 12 2_15.4	15.4	0.39	0.65	0.41	0.85	2.9	3.4	3.0	3.5	2.9	3.9
C 12 2_17.2	17.2	0.37	0.63	0.39	0.83	2.9	3.4	2.9	3.4	2.9	3.9
C 12 2_18.4	18.4	0.35	0.61	0.37	0.81	2.9	3.3	2.9	3.4	2.9	3.9
C 12 2_20.6	20.6	0.35	0.61	0.37	0.81	2.9	3.3	2.9	3.4	2.9	3.9
C 12 2_23.2	23.2	0.34	0.60	0.36	0.80	2.9	3.3	2.9	3.4	2.9	3.9
C 12 2_25.4	25.4	0.33	0.59	0.35	0.79	2.9	3.3	2.9	3.4	2.8	3.8
C 12 2_29.5	29.5	0.32	0.58	0.34	0.78	2.9	3.3	2.9	3.4	2.8	3.8
C 12 2_32.8	32.8	0.34	0.60	0.33	0.77	2.9	3.3	2.9	3.4	2.8	3.8
C 12 2_37.0	37.0	0.30	0.56	0.32	0.76	2.9	3.3	2.9	3.4	2.8	3.8
C 12 2_42.3	42.3	0.30	0.56	0.32	0.76	2.9	3.3	2.9	3.4	2.8	3.8
C 12 2_47.6	47.6	0.29	0.55	0.31	0.75	2.8	3.3	2.9	3.4	2.8	3.8
C 12 2_55.2	55.2	0.29	0.55	0.31	0.75	2.8	3.3	—	—	—	—
C 12 2_66.2	66.2	0.28	0.54	0.30	0.74	2.8	3.3	—	—	—	—



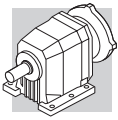
C 22

	i	J ($\cdot 10^{-4}$) [kgm ²]							
			 IEC						
			63	71	80	90	100		
C 22 2_2.7	2.7	1.2	—	—	4.0	4.0	5.3	5.3	3.1
C 22 2_3.3	3.3	0.83	—	—	3.7	3.6	4.9	4.9	2.7
C 22 2_3.7	3.7	0.72	2.2	2.2	3.6	3.5	4.8	4.8	2.6
C 22 2_4.3	4.3	0.56	2.0	2.0	3.4	3.3	4.6	4.6	2.4
C 22 2_4.8	4.8	0.48	2.0	1.9	3.3	3.3	4.6	4.6	2.4
C 22 2_5.6	5.6	0.36	1.8	1.8	3.2	3.2	4.4	4.4	2.2
C 22 2_6.1	6.1	0.29	1.8	1.7	3.1	3.1	4.4	4.4	2.2
C 22 2_7.1	7.1	0.77	—	—	3.6	3.6	4.8	4.8	2.6
C 22 2_8.7	8.7	0.55	—	—	3.4	3.3	4.6	4.6	2.4
C 22 2_9.6	9.6	0.50	2.0	2.0	3.3	3.3	4.6	4.6	2.4
C 22 2_11.1	11.1	0.39	1.9	1.8	3.2	3.2	4.5	4.5	2.3
C 22 2_12.4	12.4	0.35	1.8	1.8	3.2	3.1	4.4	4.4	2.2
C 22 2_14.5	14.5	0.36	1.7	1.7	3.1	3.1	4.3	4.3	2.1
C 22 2_15.8	15.8	0.20	1.7	1.7	3.1	3.0	4.3	4.3	2.1
C 22 2_18.1	18.1	0.18	1.6	1.6	3.0	3.0	4.3	4.3	2.0
C 22 2_20.0	20.0	0.15	1.6	1.6	3.0	2.9	4.2	4.2	2.0
C 22 2_21.5	21.5	0.13	1.6	1.6	3.0	2.9	4.2	4.2	2.0
C 22 2_24.3	24.3	0.12	1.6	1.6	3.0	2.9	4.2	4.2	2.0
C 22 2_27.2	27.2	0.10	1.6	1.6	3.0	2.9	4.2	4.2	2.0
C 22 2_29.6	29.6	0.09	1.6	1.5	2.9	2.9	4.2	4.2	2.0
C 22 2_33.1	33.1	0.07	1.5	1.5	2.9	2.9	4.2	4.2	1.9
C 22 2_36.8	36.8	0.06	1.5	1.5	2.9	2.8	4.1	4.1	1.9
C 22 2_43.3	43.3	0.05	1.5	1.5	2.9	2.8	4.1	4.1	1.9
C 22 2_48.6	48.6	0.04	1.5	1.5	2.9	2.8	4.1	4.1	1.9
C 22 2_54.7	54.7	0.03	1.5	1.5	2.9	2.8	4.1	4.1	1.9
C 22 2_63.3	63.3	0.02	1.5	1.5	—	—	—	—	1.9
C 22 3_60.0	60.0	0.04	1.5	1.5	2.9	2.8	4.1	4.1	0.94
C 22 3_65.3	65.3	0.03	1.5	1.5	2.9	2.8	4.1	4.1	0.93
C 22 3_74.8	74.8	0.03	1.5	1.5	2.9	2.8	4.1	4.1	0.93
C 22 3_82.6	82.6	0.03	1.5	1.5	2.9	2.8	4.1	4.1	0.93
C 22 3_88.5	88.5	0.03	1.5	1.5	2.9	2.8	4.1	4.1	0.93
C 22 3_100.2	100.2	0.03	1.5	1.5	2.9	2.8	4.1	4.1	0.93
C 22 3_112.0	112.0	0.03	1.5	1.5	2.9	2.8	4.1	4.1	0.93
C 22 3_122.2	122.2	0.03	1.5	1.5	2.9	2.8	4.1	4.1	0.93
C 22 3_136.5	136.5	0.02	1.5	1.5	2.9	2.8	4.1	4.1	0.92
C 22 3_151.7	151.7	0.02	1.5	1.5	2.9	2.8	4.1	4.1	0.92
C 22 3_178.5	178.5	0.02	1.5	1.5	2.9	2.8	4.1	4.1	0.92
C 22 3_200.7	200.7	0.02	1.5	1.5	2.9	2.8	4.1	4.1	0.92
C 22 3_225.8	225.8	0.02	1.5	1.5	2.9	2.8	4.1	4.1	0.92
C 22 3_261.0	261.0	0.02	1.5	1.5	2.9	2.8	4.1	4.1	0.92



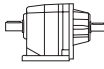


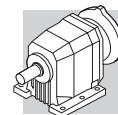
C 22

		J ($\cdot 10^{-4}$) [kgm ²]									
		SERVO									
	i	60A		60B 80A		95A		80C 95B 110A		95C 110B	
		SK	SC	SK	SC	SK	SC	SK	SC	SK	SC
C 22 2_2.7	2.7	—	—	—	—	—	—	4.0	4.5	4.0	5.0
C 22 2_3.3	3.3	—	—	—	—	—	—	3.7	4.2	3.6	4.6
C 22 2_3.7	3.7	0.99	1.3	1.0	1.4	3.5	4.0	3.6	4.1	3.5	4.5
C 22 2_4.3	4.3	0.83	1.1	0.85	1.3	3.4	3.8	3.4	3.9	3.3	4.3
C 22 2_4.8	4.8	0.75	1.0	0.77	1.2	3.3	3.7	3.3	3.8	3.3	4.3
C 22 2_5.6	5.6	0.63	0.89	0.65	1.1	3.2	3.6	3.2	3.7	3.2	4.2
C 22 2_6.1	6.1	0.56	0.82	0.58	1.0	3.1	3.5	3.1	3.6	3.1	4.1
C 22 2_7.1	7.1	—	—	—	—	—	—	3.6	4.1	3.6	4.6
C 22 2_8.7	8.7	—	—	—	—	—	—	3.4	3.9	3.3	4.3
C 22 2_9.6	9.6	0.77	1.0	0.79	1.2	3.3	3.8	3.3	3.8	3.3	4.3
C 22 2_11.1	11.1	0.66	0.92	0.68	1.1	3.2	3.6	3.2	3.7	3.2	4.2
C 22 2_12.4	12.4	0.62	0.88	0.64	1.1	3.2	3.6	3.2	3.7	3.1	4.1
C 22 2_14.5	14.5	0.63	0.89	0.65	1.1	3.2	3.6	3.1	3.6	3.1	4.1
C 22 2_15.8	15.8	0.47	0.73	0.49	0.93	3.0	3.5	3.1	3.6	3.0	4.0
C 22 2_18.1	18.1	0.45	0.71	0.47	0.91	3.0	3.4	3.0	3.5	3.0	4.0
C 22 2_20.0	20.0	0.42	0.68	0.44	0.88	3.0	3.4	3.0	3.5	2.9	3.9
C 22 2_21.5	21.5	0.40	0.66	0.42	0.86	3.0	3.4	3.0	3.5	2.9	3.9
C 22 2_24.3	24.3	0.39	0.65	0.41	0.85	2.9	3.4	3.0	3.5	2.9	3.9
C 22 2_27.2	27.2	0.37	0.63	0.39	0.83	2.9	3.4	3.0	3.5	2.9	3.9
C 22 2_29.6	29.6	0.36	0.62	0.38	0.82	2.9	3.3	2.9	3.4	2.9	3.9
C 22 2_33.1	33.1	0.34	0.60	0.36	0.80	2.9	3.3	2.9	3.4	2.9	3.9
C 22 2_36.8	36.8	0.33	0.59	0.35	0.79	2.9	3.3	2.9	3.4	2.8	3.8
C 22 2_43.3	43.3	0.32	0.58	0.34	0.78	2.9	3.3	2.9	3.4	2.8	3.8
C 22 2_48.6	48.6	0.31	0.57	0.33	0.77	2.9	3.3	2.9	3.4	2.8	3.8
C 22 2_54.7	54.7	0.30	0.56	0.32	0.76	2.9	3.3	2.9	3.4	2.8	3.8
C 22 2_63.3	63.3	0.29	0.55	0.31	0.75	2.8	3.3	—	—	—	—
C 22 3_60.0	60.0	0.31	0.57	0.33	0.77	2.9	3.3	2.9	3.4	2.8	3.8
C 22 3_65.3	65.3	0.30	0.56	0.32	0.76	2.9	3.3	2.9	3.4	2.8	3.8
C 22 3_74.8	74.8	0.30	0.56	0.32	0.76	2.9	3.3	2.9	3.4	2.8	3.8
C 22 3_82.6	82.6	0.30	0.56	0.32	0.76	2.9	3.3	2.9	3.4	2.8	3.8
C 22 3_88.5	88.5	0.30	0.56	0.32	0.76	2.9	3.3	2.9	3.4	2.8	3.8
C 22 3_100.2	100.2	0.30	0.56	0.32	0.76	2.9	3.3	2.9	3.4	2.8	3.8
C 22 3_112.0	112.0	0.30	0.56	0.32	0.76	2.9	3.3	2.9	3.4	2.8	3.8
C 22 3_122.2	122.2	0.30	0.56	0.32	0.76	2.9	3.3	2.9	3.4	2.8	3.8
C 22 3_136.5	136.5	0.29	0.55	0.31	0.75	2.8	3.3	2.9	3.4	2.8	3.8
C 22 3_151.7	151.7	0.29	0.55	0.31	0.75	2.8	3.3	2.9	3.4	2.8	3.8
C 22 3_178.5	178.5	0.29	0.55	0.31	0.75	2.8	3.3	2.9	3.4	2.8	3.8
C 22 3_200.7	200.7	0.29	0.55	0.31	0.75	2.8	3.3	2.9	3.4	2.8	3.8
C 22 3_225.8	225.8	0.29	0.55	0.31	0.75	2.8	3.3	2.9	3.4	2.8	3.8
C 22 3_261.0	261.0	0.29	0.55	0.31	0.75	2.8	3.3	2.9	3.4	2.8	3.8




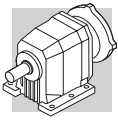
C 32

	i	J ($\cdot 10^{-4}$) [kgm ²]								
			 IEC							
			63	71	80	90	100	112		
C 32 2_2.9	2.9	2.3	—	—	5.2	5.1	6.4	6.4	20	4.6
C 32 2_3.4	3.4	1.8	—	—	4.6	4.6	5.9	5.9	20	4.0
C 32 2_3.7	3.7	1.6	—	—	4.4	4.3	5.6	5.6	20	3.8
C 32 2_4.5	4.5	1.2	—	—	4.0	4.0	5.2	5.2	19	3.4
C 32 2_5.0	5.0	0.87	2.3	2.3	3.7	3.7	5.0	5.0	19	3.1
C 32 2_5.7	5.7	0.82	2.3	2.3	3.7	3.6	4.9	4.9	19	3.0
C 32 2_6.3	6.3	0.63	2.1	2.1	3.5	3.4	4.7	4.7	18	2.8
C 32 2_7.2	7.2	1.5	—	—	4.4	4.3	5.6	5.6	19	3.7
C 32 2_8.5	8.5	1.2	—	—	4.1	4.0	5.3	5.3	19	3.4
C 32 2_9.3	9.3	1.1	—	—	3.9	3.9	5.1	5.1	19	3.3
C 32 2_11.2	11.2	0.83	—	—	3.7	3.6	4.9	4.9	19	3.0
C 32 2_12.3	12.3	0.60	2.1	2.1	3.4	3.4	4.7	4.7	18	2.8
C 32 2_14.1	14.1	0.61	2.1	2.1	3.5	3.4	4.7	4.7	18	2.8
C 32 2_15.6	15.6	0.46	1.9	1.9	3.3	3.2	4.5	4.5	18	2.7
C 32 2_18.2	18.2	0.42	1.9	1.9	3.3	3.2	4.5	4.5	18	2.6
C 32 2_20.1	20.1	0.34	1.8	1.8	3.2	3.1	4.4	4.4	18	2.6
C 32 2_22.9	22.9	0.31	1.8	1.8	3.2	3.1	4.4	4.4	17	2.5
C 32 2_25.1	25.1	0.25	1.7	1.7	3.1	3.0	4.3	4.3	17	2.5
C 32 2_26.9	26.9	0.24	1.7	1.7	3.1	3.0	4.3	4.3	—	2.5
C 32 2_29.8	29.8	0.19	1.7	1.7	3.0	3.0	4.3	4.3	—	2.4
C 32 2_33.1	33.1	0.19	1.7	1.7	3.0	3.0	4.3	4.3	—	2.4
C 32 2_36.1	36.1	0.14	1.6	1.6	3.0	2.9	4.2	4.2	—	2.4
C 32 2_40.7	40.7	0.14	1.6	1.6	3.0	2.9	4.2	4.2	—	2.4
C 32 2_45.3	45.3	0.10	1.6	1.6	3.0	2.9	4.2	4.2	—	2.3
C 32 2_52.4	52.4	0.08	1.6	1.6	2.9	2.9	4.2	4.2	—	2.3
C 32 2_59.4	59.4	0.07	1.5	1.5	2.9	2.9	4.2	4.2	—	2.3
C 32 2_66.8	66.8	0.05	1.5	1.5	2.9	2.8	4.1	4.1	—	2.3
C 32 3_74.7	74.7	0.06	1.5	1.5	2.9	2.9	4.1	4.1	—	0.96
C 32 3_82.6	82.6	0.06	1.5	1.5	2.9	2.8	4.1	4.1	—	0.96
C 32 3_94.2	94.2	0.06	1.5	1.5	2.9	2.8	4.1	4.1	—	0.96
C 32 3_103.3	103.3	0.05	1.5	1.5	2.9	2.8	4.1	4.1	—	0.95
C 32 3_110.6	110.6	0.05	1.5	1.5	2.9	2.8	4.1	4.1	—	0.95
C 32 3_122.4	122.4	0.05	1.5	1.5	2.9	2.8	4.1	4.1	—	0.95
C 32 3_136.0	136.0	0.05	1.5	1.5	2.9	2.8	4.1	4.1	—	0.95
C 32 3_148.4	148.4	0.05	1.5	1.5	2.9	2.8	4.1	4.1	—	0.95
C 32 3_167.4	167.4	0.05	1.5	1.5	2.9	2.8	4.1	4.1	—	0.95
C 32 3_186.0	186.0	0.04	1.5	1.5	2.9	2.8	4.1	4.1	—	0.94
C 32 3_215.6	215.6	0.04	1.5	1.5	2.9	2.8	4.1	4.1	—	0.94
C 32 3_244.2	244.2	0.04	1.5	1.5	2.9	2.8	4.1	4.1	—	0.94
C 32 3_274.7	274.7	0.04	1.5	1.5	2.9	2.8	4.1	4.1	—	0.94



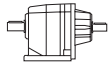


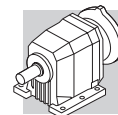
C 32

		J ($\cdot 10^{-4}$) [kgm ²]											
		 SERVO											
	i	60A		60B 80A		95A		80C 95B 110A		95C 110B		130A	
		SK	SC	SK	SC	SK	SC	SK	SC	SK	SC	SK	SC
C 32 2_2.9	2.9	—	—	—	—	—	—	5.2	5.7	5.1	6.1	5.1	6.1
C 32 2_3.4	3.4	—	—	—	—	—	—	4.6	5.1	4.6	5.6	4.6	5.6
C 32 2_3.7	3.7	—	—	—	—	—	—	4.4	4.9	4.3	5.3	4.3	5.3
C 32 2_4.5	4.5	—	—	—	—	—	—	4.0	4.5	4.0	5.0	4.0	5.0
C 32 2_5.0	5.0	1.1	1.4	1.2	1.6	3.7	4.1	3.7	4.2	3.7	4.7	3.7	4.7
C 32 2_5.7	5.7	1.1	1.4	1.1	1.5	3.6	4.1	3.7	4.2	3.6	4.6	3.6	4.6
C 32 2_6.3	6.3	0.90	1.2	0.92	1.4	3.5	3.9	3.5	4.0	3.4	4.4	3.4	4.4
C 32 2_7.2	7.2	—	—	—	—	—	—	4.4	4.9	4.3	5.3	4.3	5.3
C 32 2_8.5	8.5	—	—	—	—	—	—	4.1	4.6	4.0	5.0	4.0	5.0
C 32 2_9.3	9.3	—	—	—	—	—	—	3.9	4.4	3.9	4.9	3.9	4.9
C 32 2_11.2	11.2	—	—	—	—	—	—	3.7	4.2	3.6	4.6	3.6	4.6
C 32 2_12.3	12.3	0.87	1.1	0.89	1.3	3.4	3.9	3.4	3.9	3.4	4.4	3.4	4.4
C 32 2_14.1	14.1	0.88	1.1	0.90	1.3	3.4	3.9	3.5	4.0	3.4	4.4	3.4	4.4
C 32 2_15.6	15.6	0.73	0.99	0.75	1.2	3.3	3.7	3.3	3.8	3.2	4.2	3.2	4.2
C 32 2_18.2	18.2	0.69	0.95	0.71	1.1	3.2	3.7	3.3	3.8	3.2	4.2	3.2	4.2
C 32 2_20.1	20.1	0.61	0.87	0.63	1.1	3.2	3.6	3.2	3.7	3.1	4.1	3.1	4.1
C 32 2_22.9	22.9	0.58	0.84	0.60	1.0	3.1	3.6	3.2	3.7	3.1	4.1	3.1	4.1
C 32 2_25.1	25.1	0.52	0.78	0.54	0.98	3.1	3.5	3.1	3.6	3.0	4.0	3.0	4.0
C 32 2_26.9	26.9	0.51	0.77	0.53	0.97	3.1	3.5	3.1	3.6	3.0	4.0	3.0	4.0
C 32 2_29.8	29.8	0.46	0.72	0.48	0.92	3.0	3.4	3.0	3.5	3.0	4.0	3.0	4.0
C 32 2_33.1	33.1	0.46	0.72	0.48	0.92	3.0	3.4	3.0	3.5	3.0	4.0	3.0	4.0
C 32 2_36.1	36.1	0.41	0.67	0.43	0.87	3.0	3.4	3.0	3.5	2.9	3.9	2.9	3.9
C 32 2_40.7	40.7	0.41	0.67	0.43	0.87	3.0	3.4	3.0	3.5	2.9	3.9	2.9	3.9
C 32 2_45.3	45.3	0.37	0.63	0.39	0.83	2.9	3.4	3.0	3.5	2.9	3.9	2.9	3.9
C 32 2_52.4	52.4	0.35	0.61	0.37	0.81	2.9	3.3	2.9	3.4	2.9	3.9	2.9	3.9
C 32 2_59.4	59.4	0.34	0.60	0.36	0.80	2.9	3.3	2.9	3.4	2.9	3.9	2.9	3.9
C 32 2_66.8	66.8	0.32	0.58	0.34	0.78	2.9	3.3	2.9	3.4	2.8	3.8	2.8	3.8
C 32 3_74.7	74.7	0.33	0.59	0.35	0.79	2.9	3.3	2.9	3.4	2.9	3.9	—	—
C 32 3_82.6	82.6	0.33	0.59	0.35	0.79	2.9	3.3	2.9	3.4	2.8	3.8	—	—
C 32 3_94.2	94.2	0.33	0.59	0.35	0.79	2.9	3.3	2.9	3.4	2.8	3.8	—	—
C 32 3_103.3	103.3	0.32	0.58	0.34	0.78	2.9	3.3	2.9	3.4	2.8	3.8	—	—
C 32 3_110.6	110.6	0.32	0.58	0.34	0.78	2.9	3.3	2.9	3.4	2.8	3.8	—	—
C 32 3_122.4	122.4	0.32	0.58	0.34	0.78	2.9	3.3	2.9	3.4	2.8	3.8	—	—
C 32 3_136.0	136.0	0.32	0.58	0.34	0.78	2.9	3.3	2.9	3.4	2.8	3.8	—	—
C 32 3_148.4	148.4	0.32	0.58	0.34	0.78	2.9	3.3	2.9	3.4	2.8	3.8	—	—
C 32 3_167.4	167.4	0.32	0.58	0.34	0.78	2.9	3.3	2.9	3.4	2.8	3.8	—	—
C 32 3_186.0	186.0	0.31	0.57	0.33	0.77	2.9	3.3	2.9	3.4	2.8	3.8	—	—
C 32 3_215.6	215.6	0.31	0.57	0.33	0.77	2.9	3.3	2.9	3.4	2.8	3.8	—	—
C 32 3_244.2	244.2	0.31	0.57	0.33	0.77	2.9	3.3	2.9	3.4	2.8	3.8	—	—
C 32 3_274.7	274.7	0.31	0.57	0.33	0.77	2.9	3.3	2.9	3.4	2.8	3.8	—	—




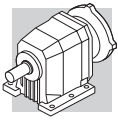
C 36

	i	J ($\cdot 10^{-4}$) [kgm ²]								
			 IEC							
			63	71	80	90	100	112		
C 36 2_2.7	2.7	3.6	—	—	6.5	6.4	7.7	7.7	22	14
C 36 2_3.2	3.2	2.5	—	—	5.4	5.3	6.6	6.6	21	13
C 36 2_3.5	3.5	2.4	—	—	5.3	5.2	6.5	6.5	20	13
C 36 2_4.2	4.2	1.6	—	—	4.5	4.4	5.7	5.7	20	12
C 36 2_4.6	4.6	1.5	3.0	3.0	4.4	4.3	5.6	5.6	19	12
C 36 2_5.3	5.3	1.1	2.6	2.6	4.0	3.9	5.2	5.2	19	12
C 36 2_5.8	5.8	0.98	2.5	2.5	3.9	3.8	5.1	5.1	19	12
C 36 2_6.8	6.8	2.2	—	—	5.1	5.0	6.3	6.3	20	13
C 36 2_8.0	8.0	1.6	—	—	4.4	4.3	5.6	5.6	20	12
C 36 2_8.8	8.8	1.5	—	—	4.4	4.3	5.6	5.6	19	12
C 36 2_10.6	10.6	1.1	—	—	3.9	3.8	5.1	5.1	19	12
C 36 2_11.7	11.7	1.0	2.5	2.5	3.9	3.8	5.1	5.1	19	12
C 36 2_13.3	13.3	0.69	2.2	2.2	3.6	3.5	4.8	4.8	19	11
C 36 2_14.8	14.8	0.68	2.2	2.2	3.6	3.5	4.8	4.8	19	11
C 36 2_17.2	17.2	0.47	2.0	2.0	3.4	3.3	4.6	4.6	18	11
C 36 2_19.0	19.0	0.47	2.0	2.0	3.4	3.3	4.6	4.6	18	11
C 36 3_22.1	22.1	1.8	—	—	4.7	4.6	5.9	5.9	19	12
C 36 3_26.2	26.2	1.3	—	—	4.2	4.1	5.4	5.4	19	12
C 36 3_28.7	28.7	1.3	—	—	4.2	4.1	5.4	5.4	19	12
C 36 3_34.6	34.6	0.88	—	—	3.8	3.7	5.0	5.0	19	11
C 36 3_38.1	38.1	0.90	2.4	2.4	3.8	3.7	5.0	5.0	19	11
C 36 3_43.5	43.5	0.59	2.1	2.1	3.5	3.4	4.7	4.7	19	11
C 36 3_48.2	48.2	0.60	2.1	2.1	3.5	3.4	4.7	4.7	19	11
C 36 3_56.2	56.2	0.41	1.9	1.9	3.3	3.2	4.5	4.5	18	11
C 36 3_62.0	62.0	0.42	1.9	1.9	3.3	3.2	4.5	4.5	18	11
C 36 3_70.8	70.8	0.30	1.8	1.8	3.2	3.1	4.4	4.4	18	11
C 36 3_77.6	77.6	0.28	1.8	1.8	3.2	3.1	4.4	4.4	17	11
C 36 3_83.1	83.1	0.24	1.7	1.7	3.1	3.0	4.3	4.3	—	11
C 36 3_91.9	91.9	0.21	1.7	1.7	3.1	3.0	4.3	4.3	—	11
C 36 3_102.2	102.2	0.19	1.7	1.7	3.1	3.0	4.3	4.3	—	11
C 36 3_111.5	111.5	0.16	1.7	1.7	3.1	3.0	4.3	4.3	—	11
C 36 3_125.8	125.8	0.14	1.6	1.6	3.0	2.9	4.2	4.2	—	11
C 36 3_139.8	139.8	0.11	1.6	1.6	3.0	2.9	4.2	4.2	—	11
C 36 3_162.0	162.0	0.09	1.6	1.6	3.0	2.9	4.2	4.2	—	11
C 36 3_183.5	183.5	0.07	1.6	1.6	3.0	2.9	4.2	4.2	—	11
C 36 3_206.4	206.4	0.06	1.6	1.6	3.0	2.9	4.2	4.2	—	11
C 36 4_230.9	230.9	0.08	—	—	—	—	—	—	—	—
C 36 4_255.0	255.0	0.08	1.6	1.6	3.0	2.9	4.2	4.2	—	0.90
C 36 4_290.9	290.9	0.07	1.6	1.6	3.0	2.9	4.2	4.2	—	0.89
C 36 4_318.9	318.9	0.07	1.6	1.6	3.0	2.9	4.2	4.2	—	0.89
C 36 4_341.7	341.7	0.07	1.6	1.6	3.0	2.9	4.2	4.2	—	0.89
C 36 4_377.9	377.9	0.07	1.6	1.6	3.0	2.9	4.2	4.2	—	0.89
C 36 4_420.2	420.2	0.06	1.6	1.6	3.0	2.9	4.2	4.2	—	0.88
C 36 4_458.4	458.4	0.06	1.6	1.6	3.0	2.9	4.2	4.2	—	0.88
C 36 4_517.2	517.2	0.06	1.6	1.6	3.0	2.9	4.2	4.2	—	0.88
C 36 4_574.7	574.7	0.06	1.6	1.6	3.0	2.9	4.2	4.2	—	0.88
C 36 4_665.9	665.9	0.06	1.6	1.6	3.0	2.9	4.2	4.2	—	0.88
C 36 4_754.2	754.2	0.06	1.6	1.6	3.0	2.9	4.2	4.2	—	0.88
C 36 4_848.5	848.5	0.06	1.6	1.6	3.0	2.9	4.2	4.2	—	0.88



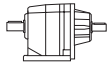


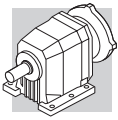
C 36

		J (•10 ⁻⁴) [kgm ²]											
		 SERVO											
	i	60A		60B 80A		95A		80C 95B 110A		95C 110B		130A	
		SK	SC	SK	SC	SK	SC	SK	SC	SK	SC	SK	SC
C 36 2_2.7	2.7	—	—	—	—	—	—	6.5	7.0	6.4	7.4	6.4	7.4
C 36 2_3.2	3.2	—	—	—	—	—	—	5.4	5.9	5.3	6.3	5.3	6.3
C 36 2_3.5	3.5	—	—	—	—	—	—	5.3	5.8	5.2	6.2	5.2	6.2
C 36 2_4.2	4.2	—	—	—	—	—	—	4.5	5.0	4.4	5.4	4.4	5.4
C 36 2_4.6	4.6	1.8	2.0	1.8	2.2	4.3	4.7	4.4	4.9	4.3	5.3	4.3	5.3
C 36 2_5.3	5.3	1.4	1.6	1.4	1.8	3.9	4.4	4.0	4.5	3.9	4.9	3.9	4.9
C 36 2_5.8	5.8	1.3	1.5	1.3	1.7	3.8	4.2	3.9	4.4	3.8	4.8	3.8	4.8
C 36 2_6.8	6.8	—	—	—	—	—	—	5.1	5.6	5.0	6.0	5.0	6.0
C 36 2_8.0	8.0	—	—	—	—	—	—	4.4	4.9	4.3	5.3	4.3	5.3
C 36 2_8.8	8.8	—	—	—	—	—	—	4.4	4.9	4.3	5.3	4.3	5.3
C 36 2_10.6	10.6	—	—	—	—	—	—	3.9	4.4	3.8	4.8	3.8	4.8
C 36 2_11.7	11.7	1.3	1.5	1.3	1.7	3.8	4.3	3.9	4.4	3.8	4.8	3.8	4.8
C 36 2_13.3	13.3	0.96	1.2	0.98	1.4	3.5	3.9	3.6	4.1	3.5	4.5	3.5	4.5
C 36 2_14.8	14.8	0.95	1.2	0.97	1.4	3.5	3.9	3.6	4.1	3.5	4.5	3.5	4.5
C 36 2_17.2	17.2	0.74	1.0	0.76	1.2	3.3	3.7	3.4	3.9	3.3	4.3	3.3	4.3
C 36 2_19.0	19.0	0.74	1.0	0.76	1.2	3.3	3.7	3.4	3.9	3.3	4.3	3.3	4.3
C 36 3_22.1	22.1	—	—	—	—	—	—	4.7	5.2	4.6	5.6	4.6	5.6
C 36 3_26.2	26.2	—	—	—	—	—	—	4.2	4.7	4.1	5.1	4.1	5.1
C 36 3_28.7	28.7	—	—	—	—	—	—	4.2	4.7	4.1	5.1	4.1	5.1
C 36 3_34.6	34.6	—	—	—	—	—	—	3.8	4.3	3.7	4.7	3.7	4.7
C 36 3_38.1	38.1	1.2	1.4	1.2	1.6	3.7	4.2	3.8	4.3	3.7	4.7	3.7	4.7
C 36 3_43.5	43.5	0.86	1.1	0.88	1.3	3.4	3.8	3.5	4.0	3.4	4.4	3.4	4.4
C 36 3_48.2	48.2	0.87	1.1	0.89	1.3	3.4	3.9	3.5	4.0	3.4	4.4	3.4	4.4
C 36 3_56.2	56.2	0.68	0.94	0.70	1.1	3.2	3.7	3.3	3.8	3.2	4.2	3.2	4.2
C 36 3_62.0	62.0	0.69	0.95	0.71	1.1	3.2	3.7	3.3	3.8	3.2	4.2	3.2	4.2
C 36 3_70.8	70.8	0.57	0.83	0.59	1.0	3.1	3.6	3.2	3.7	3.1	4.1	3.1	4.1
C 36 3_77.6	77.6	0.55	0.81	0.57	1.0	3.1	3.5	3.2	3.7	3.1	4.1	3.1	4.1
C 36 3_83.1	83.1	0.51	0.77	0.53	0.97	3.1	3.5	3.1	3.6	3.0	4.0	3.0	4.0
C 36 3_91.9	91.9	0.48	0.74	0.50	0.94	3.0	3.5	3.1	3.6	3.0	4.0	3.0	4.0
C 36 3_102.2	102.2	0.46	0.72	0.48	0.92	3.0	3.4	3.1	3.6	3.0	4.0	3.0	4.0
C 36 3_111.5	111.5	0.43	0.69	0.45	0.89	3.0	3.4	3.1	3.6	3.0	4.0	3.0	4.0
C 36 3_125.8	125.8	0.41	0.67	0.43	0.87	3.0	3.4	3.0	3.5	2.9	3.9	2.9	3.9
C 36 3_139.8	139.8	0.38	0.64	0.40	0.84	2.9	3.4	3.0	3.5	2.9	3.9	2.9	3.9
C 36 3_162.0	162.0	0.36	0.62	0.38	0.82	2.9	3.3	3.0	3.5	2.9	3.9	2.9	3.9
C 36 3_183.5	183.5	0.34	0.60	0.36	0.80	2.9	3.3	3.0	3.5	2.9	3.9	2.9	3.9
C 36 3_206.4	206.4	0.33	0.59	0.35	0.79	2.9	3.3	3.0	3.5	2.9	3.9	2.9	3.9
C 36 4_230.9	230.9	0.35	0.61	0.37	0.81	2.9	3.3	3.0	3.5	2.9	3.9	—	—
C 36 4_255.0	255.0	0.35	0.61	0.37	0.81	2.9	3.3	3.0	3.5	2.9	3.9	—	—
C 36 4_290.9	290.9	0.34	0.60	0.36	0.80	2.9	3.3	3.0	3.5	2.9	3.9	—	—
C 36 4_318.9	318.9	0.34	0.60	0.36	0.80	2.9	3.3	3.0	3.5	2.9	3.9	—	—
C 36 4_341.7	341.7	0.34	0.60	0.36	0.80	2.9	3.3	3.0	3.5	2.9	3.9	—	—
C 36 4_377.9	377.9	0.34	0.60	0.36	0.80	2.9	3.3	3.0	3.5	2.9	3.9	—	—
C 36 4_420.2	420.2	0.33	0.59	0.35	0.79	2.9	3.3	3.0	3.5	2.9	3.9	—	—
C 36 4_458.4	458.4	0.33	0.59	0.35	0.79	2.9	3.3	3.0	3.5	2.9	3.9	—	—
C 36 4_517.2	517.2	0.33	0.59	0.35	0.79	2.9	3.3	3.0	3.5	2.9	3.9	—	—
C 36 4_574.7	574.7	0.33	0.59	0.35	0.79	2.9	3.3	3.0	3.5	2.9	3.9	—	—
C 36 4_665.9	665.9	0.33	0.59	0.35	0.79	2.9	3.3	3.0	3.5	2.9	3.9	—	—
C 36 4_754.2	754.2	0.33	0.59	0.35	0.79	2.9	3.3	3.0	3.5	2.9	3.9	—	—
C 36 4_848.5	848.5	0.33	0.59	0.35	0.79	2.9	3.3	3.0	3.5	2.9	3.9	—	—



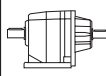


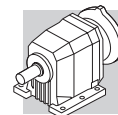
C 41

	i	J ($\cdot 10^{-4}$) [kgm ²]								
			 IEC							
			63	71	80	90	100	112	132	
C 41 2_2.7	2.7	10	—	—	13	13	14	14	29	21
C 41 2_3.6	3.6	6.0	—	—	8.9	8.8	10	10	25	17
C 41 2_4.7	4.7	3.7	—	—	6.6	6.5	7.8	7.8	23	14
C 41 2_6.0	6.0	2.5	—	—	5.4	5.3	6.6	6.6	21	13
C 41 2_6.4	6.4	4.3	—	—	7.2	7.1	8.4	8.4	23	15
C 41 2_7.1	7.1	4.1	—	—	7.0	6.9	8.2	8.2	23	15
C 41 2_8.6	8.6	2.9	—	—	5.8	5.7	7.0	7.0	22	13
C 41 2_9.6	9.6	2.8	—	—	5.7	5.6	6.9	6.9	22	13
C 41 2_11.2	11.2	1.8	—	—	4.7	4.6	5.9	5.9	21	12
C 41 2_12.4	12.4	1.8	—	—	4.7	4.6	5.9	5.9	21	12
C 41 2_14.2	14.2	1.4	2.9	2.9	4.3	4.2	5.5	5.5	20	12
C 41 2_15.8	15.8	1.3	2.8	2.8	4.2	4.1	5.4	5.4	20	12
C 41 2_17.8	17.8	1.0	2.5	2.5	3.9	3.8	5.1	5.1	20	12
C 41 2_19.8	19.8	0.98	2.5	2.5	3.9	3.8	5.1	5.1	20	12
C 41 2_22.6	22.6	0.60	2.1	2.1	3.5	3.4	4.7	4.7	20	11
C 41 2_25.0	25.0	0.60	2.1	2.1	3.5	3.4	4.7	4.7	20	11
C 41 2_28.3	28.3	0.44	1.9	1.9	3.3	3.2	4.5	4.5	19	11
C 41 2_31.4	31.4	0.43	1.9	1.9	3.3	3.2	4.5	4.5	19	11
C 41 2_33.4	33.4	0.34	1.8	1.8	3.2	3.1	4.4	4.4	—	11
C 41 2_37.1	37.1	0.33	1.8	1.8	3.2	3.1	4.4	4.4	—	11
C 41 2_44.8	44.8	0.27	1.8	1.8	3.2	3.1	4.4	4.4	—	11
C 41 3_28.5	28.5	2.5	—	—	5.4	5.3	6.6	6.6	21	13
C 41 3_31.2	31.2	2.5	—	—	5.4	5.3	6.6	6.6	21	13
C 41 3_36.8	36.8	1.6	—	—	4.5	4.4	5.7	5.7	21	12
C 41 3_40.3	40.3	1.6	—	—	4.5	4.4	5.7	5.7	21	12
C 41 3_47.0	47.0	1.2	2.7	2.7	4.1	4.0	5.3	5.3	20	12
C 41 3_51.5	51.5	1.2	2.7	2.7	4.1	4.0	5.3	5.3	20	12
C 41 3_58.7	58.7	0.90	2.4	2.4	3.8	3.7	5.0	5.0	20	11
C 41 3_64.3	64.3	0.90	2.4	2.4	3.8	3.7	5.0	5.0	20	11
C 41 3_74.4	74.4	0.60	2.1	2.1	3.5	3.4	4.7	4.7	20	11
C 41 3_81.5	81.5	0.60	2.1	2.1	3.5	3.4	4.7	4.7	20	11
C 41 3_93.9	93.9	0.40	1.9	1.9	3.3	3.2	4.5	4.5	19	11
C 41 3_102.3	102.3	0.40	1.9	1.9	3.3	3.2	4.5	4.5	19	11
C 41 3_110.1	110.1	0.30	1.8	1.8	3.2	3.1	4.4	4.4	—	11
C 41 3_120.6	120.6	0.30	1.8	1.8	3.2	3.1	4.4	4.4	—	11
C 41 3_132.9	132.9	0.30	1.8	1.8	3.2	3.1	4.4	4.4	—	11
C 41 3_145.6	145.6	0.30	1.8	1.8	3.2	3.1	4.4	4.4	—	11
C 41 3_164.1	164.1	0.20	1.7	1.7	3.1	3.0	4.3	4.3	—	11
C 41 3_179.9	179.9	0.20	1.7	1.7	3.1	3.0	4.3	4.3	—	11
C 41 3_190.8	190.8	0.10	1.6	1.6	3.0	2.9	4.2	4.2	—	11
C 41 3_209.1	209.1	0.10	1.6	1.6	3.0	2.9	4.2	4.2	—	11
C 41 4_239.9	239.9	0.15	1.7	1.7	3.1	3.0	4.3	4.3	—	2.1
C 41 4_263.0	263.0	0.15	1.7	1.7	3.1	3.0	4.3	4.3	—	2.1
C 41 4_304.2	304.2	0.13	1.6	1.6	3.0	2.9	4.2	4.2	—	2.0
C 41 4_333.4	333.4	0.13	1.6	1.6	3.0	2.9	4.2	4.2	—	2.0
C 41 4_382.0	382.0	0.12	1.6	1.6	3.0	2.9	4.2	4.2	—	2.0
C 41 4_419.0	419.0	0.12	1.6	1.6	3.0	2.9	4.2	4.2	—	2.0
C 41 4_450.2	450.2	0.12	1.6	1.6	3.0	2.9	4.2	4.2	—	2.0
C 41 4_493.5	493.5	0.12	1.6	1.6	3.0	2.9	4.2	4.2	—	2.0
C 41 4_543.5	543.5	0.12	1.6	1.6	3.0	2.9	4.2	4.2	—	2.0
C 41 4_595.8	595.8	0.12	1.6	1.6	3.0	2.9	4.2	4.2	—	2.0
C 41 4_671.3	671.3	0.10	1.6	1.6	3.0	2.9	4.2	4.2	—	2.0
C 41 4_735.9	735.9	0.10	1.6	1.6	3.0	2.9	4.2	4.2	—	2.0
C 41 4_780.4	780.4	0.10	1.6	1.6	3.0	2.9	4.2	4.2	—	2.0
C 41 4_855.5	855.5	0.10	1.6	1.6	3.0	2.9	4.2	4.2	—	2.0



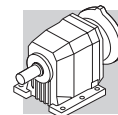
C 61

	i	J ($\cdot 10^{-4}$) [kgm ²]											
			 IEC										
			63	71	80	90	100	112	132	160		180	
C 61 2_2.8	2.8	30	—	—	—	—	—	—	—	49	78	76	52
C 61 2_3.7	3.7	19	—	—	22	22	23	23	38	78	76	41	
C 61 2_4.6	4.6	14	—	—	17	17	18	18	33	78	76	36	
C 61 2_6.0	6.0	8.8	—	—	12	12	13	13	28	78	76	31	
C 61 2_6.7	6.7	14	—	—	—	—	—	—	33	78	76	36	
C 61 2_7.5	7.5	13	—	—	—	—	—	—	32	78	76	35	
C 61 2_8.8	8.8	13	—	—	16	16	17	17	32	78	76	35	
C 61 2_9.8	9.8	12	—	—	15	15	16	16	31	78	76	34	
C 61 2_10.9	10.9	9.6	—	—	13	12	14	14	29	78	76	31	
C 61 2_12.1	12.1	9.2	—	—	12	12	13	13	28	78	76	31	
C 61 2_14.3	14.3	5.8	—	—	8.7	8.6	9.9	9.9	25	78	76	28	
C 61 2_15.9	15.9	5.6	—	—	8.5	8.4	9.7	9.7	25	78	76	27	
C 61 2_17.7	17.7	4.4	—	—	7.3	7.2	8.5	8.5	23	78	76	26	
C 61 2_19.6	19.6	4.3	—	—	7.2	7.1	8.4	8.4	23	78	76	26	
C 61 2_22.4	22.4	3.2	4.7	4.7	6.1	6.0	7.3	7.3	22	78	76	25	
C 61 2_24.8	24.8	3.1	4.6	4.6	6.0	5.9	7.2	7.2	22	78	76	25	
C 61 2_27.4	27.4	2.1	3.6	3.6	5.0	4.9	6.2	6.2	21	78	76	24	
C 61 2_30.4	30.4	2.2	3.7	3.7	5.1	5.0	6.3	6.3	21	78	76	24	
C 61 2_34.2	34.2	1.5	3.0	3.0	4.4	4.3	5.6	5.6	20	78	76	23	
C 61 2_38.0	38.0	1.5	3.0	3.0	4.4	4.3	5.6	5.6	20	78	76	23	
C 61 3_26.8	26.8	10	—	—	13	13	14	14	29	78	76	32	
C 61 3_29.4	29.4	10	—	—	13	13	14	14	29	78	76	32	
C 61 3_33.0	33.0	8.1	—	—	11	11	12	12	27	78	76	30	
C 61 3_36.1	36.1	8.1	—	—	11	11	12	12	27	78	76	30	
C 61 3_43.4	43.4	5.0	—	—	7.9	7.8	9.1	9.1	24	78	76	27	
C 61 3_47.6	47.6	5.0	—	—	7.9	7.8	9.1	9.1	24	78	76	27	
C 61 3_53.5	53.5	3.9	—	—	6.8	6.7	8.0	8.0	23	78	76	26	
C 61 3_58.6	58.6	3.8	—	—	6.7	6.6	7.9	7.9	23	78	76	26	
C 61 3_67.7	67.7	2.8	4.3	4.3	5.7	5.6	6.9	6.9	22	78	76	25	
C 61 3_74.2	74.2	2.8	4.3	4.3	5.7	5.6	6.9	6.9	22	78	76	25	
C 61 3_83.0	83.0	1.9	3.4	3.4	4.8	4.7	6.0	6.0	21	78	76	24	
C 61 3_91.0	91.0	1.9	3.4	3.4	4.8	4.7	6.0	6.0	21	78	76	24	
C 61 3_103.6	103.6	1.3	2.8	2.8	4.2	4.1	5.4	5.4	20	78	76	23	
C 61 3_113.6	113.6	1.3	2.8	2.8	4.2	4.1	5.4	5.4	20	78	76	23	
C 61 3_128.1	128.1	1.0	2.5	2.5	3.9	3.8	5.1	5.1	20	78	76	23	
C 61 3_140.5	140.5	1.0	2.5	2.5	3.9	3.8	5.1	5.1	20	78	76	23	
C 61 3_150.0	150.0	0.70	2.2	2.2	3.6	3.5	4.8	4.8	—	—	—	23	
C 61 3_164.5	164.5	0.70	2.2	2.2	3.6	3.5	4.8	4.8	—	—	—	23	
C 61 3_178.6	178.6	0.60	2.1	2.1	3.5	3.4	4.7	4.7	—	—	—	22	
C 61 3_195.8	195.8	0.60	2.1	2.1	3.5	3.4	4.7	4.7	—	—	—	22	
C 61 4_217.4	217.4	0.67	2.2	2.2	3.6	3.5	4.8	4.8	—	—	—	11	
C 61 4_238.3	238.3	0.67	2.2	2.2	3.6	3.5	4.8	4.8	—	—	—	11	
C 61 4_275.3	275.3	0.81	2.3	2.3	3.7	3.6	4.9	4.9	—	—	—	11	
C 61 4_301.7	301.7	0.81	2.3	2.3	3.7	3.6	4.9	4.9	—	—	—	11	
C 61 4_337.7	337.7	0.56	2.1	2.1	3.5	3.4	4.7	4.7	—	—	—	11	
C 61 4_370.1	370.1	0.56	2.1	2.1	3.5	3.4	4.7	4.7	—	—	—	11	
C 61 4_421.5	421.5	0.53	2.0	2.0	3.4	3.3	4.6	4.6	—	—	—	11	
C 61 4_462.0	462.0	0.53	2.0	2.0	3.4	3.3	4.6	4.6	—	—	—	11	
C 61 4_521.1	521.1	0.51	2.0	2.0	3.4	3.3	4.6	4.6	—	—	—	11	
C 61 4_571.2	571.2	0.51	2.0	2.0	3.4	3.3	4.6	4.6	—	—	—	11	
C 61 4_610.1	610.1	0.49	2.0	2.0	3.4	3.3	4.6	4.6	—	—	—	11	
C 61 4_668.8	668.8	0.49	2.0	2.0	3.4	3.3	4.6	4.6	—	—	—	11	
C 61 4_726.3	726.3	0.48	2.0	2.0	3.4	3.3	4.6	4.6	—	—	—	11	
C 61 4_796.1	796.1	0.48	2.0	2.0	3.4	3.3	4.6	4.6	—	—	—	11	





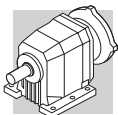
C 80

	i	J (•10 ⁻⁴) [kgm ²]												
			IEC											
		63	71	80	90	100 112	132	160	180	200	225	250	280	
C 80 2_5.6	5.6	—	—	—	—	—	—	—	197	211	489	—	—	164
C 80 2_6.1	6.1	—	—	—	—	—	—	—	193	210	485	—	—	159
C 80 2_7.0	7.0	—	—	—	—	—	—	160	161	174	452	—	—	127
C 80 2_7.6	7.6	—	—	—	—	—	—	158	158	172	449	—	—	124
C 80 2_8.9	8.9	—	—	—	—	—	—	137	135	146	429	—	—	101
C 80 2_9.6	9.6	—	—	—	—	—	—	136	133	144	427	—	—	99
C 80 2_11.1	11.1	38	—	—	—	—	56	116	113	124	408	—	—	79
C 80 2_12.0	12.0	36	—	—	—	—	55	115	112	123	407	—	—	78
C 80 2_13.8	13.8	28	—	—	—	—	47	106	104	135	398	—	—	69
C 80 2_14.9	14.9	27	—	—	—	—	46	106	103	134	397	—	—	69
C 80 2_16.7	16.7	21	—	—	—	—	40	100	97	127	391	—	—	63
C 80 2_18.1	18.1	21	—	—	—	—	40	99	97	127	390	—	—	62
C 80 2_20.5	20.5	14	—	—	17	17	18	33	93	90	120	383	—	55
C 80 2_22.2	22.2	14	—	—	16	16	18	33	92	90	120	383	—	55
C 80 2_24.0	24.0	13	—	—	16	16	17	32	91	89	119	382	—	54
C 80 2_25.9	25.9	13	—	—	16	15	17	32	91	89	118	382	—	54
C 80 2_31.3	31.3	8.7	—	—	12	11	13	28	87	85	—	—	—	50
C 80 2_39.1	39.1	5.2	—	—	8.0	8.0	9.2	24	84	81	—	—	—	46
C 80 3_43.5	43.5	9.6	—	—	12	12	14	29	88	86	—	—	—	51
C 80 3_47.4	47.4	9.1	—	—	12	12	13	28	87	85	—	—	—	50
C 80 3_57.3	57.3	5.7	—	—	8.5	8.5	9.7	25	84	82	—	—	—	47
C 80 3_62.5	62.5	5.4	—	—	8.2	8.2	9.5	24	84	82	—	—	—	47
C 80 3_70.5	70.5	4.3	—	—	7.1	7.0	8.3	23	83	80	—	—	—	45
C 80 3_76.9	76.9	4.1	—	—	7.0	6.9	8.2	23	82	80	—	—	—	45
C 80 3_89.3	89.3	3.0	—	—	5.9	5.8	7.1	22	81	79	—	—	—	44
C 80 3_97.4	97.4	2.9	—	—	5.8	5.7	7.0	22	81	79	—	—	—	44
C 80 3_109.5	109.5	2.0	—	—	4.8	4.8	6.1	21	80	78	—	—	—	43
C 80 3_119.5	119.5	1.9	—	—	4.8	4.7	6.0	21	80	79	—	—	—	43
C 80 3_136.7	136.7	1.4	—	—	4.3	4.2	5.5	20	80	78	—	—	—	43
C 80 3_149.1	149.1	1.4	—	—	4.2	4.2	5.5	20	80	77	—	—	—	43
C 80 3_169.0	169.0	1.0	—	—	3.9	3.8	5.1	20	80	77	—	—	—	42
C 80 3_184.4	184.4	1.0	—	—	3.9	3.8	5.1	20	80	77	—	—	—	42
C 80 3_197.9	197.9	0.80	—	—	3.7	3.6	4.9	—	—	—	—	—	—	42
C 80 3_215.8	215.8	0.80	—	—	3.6	3.6	4.9	—	—	—	—	—	—	42
C 80 4_261.9	261.9	1.7	—	—	4.6	4.5	5.8	21	—	—	—	—	—	12
C 80 4_285.7	285.7	1.7	—	—	4.6	4.5	5.8	21	—	—	—	—	—	12
C 80 4_334.3	334.3	1.2	2.7	2.7	4.0	4.0	5.3	20	—	—	—	—	—	11
C 80 4_364.7	364.7	1.2	2.7	2.6	4.0	4.0	5.3	20	—	—	—	—	—	11
C 80 4_417.5	417.5	0.90	2.4	2.3	3.7	3.7	5.0	20	—	—	—	—	—	11
C 80 4_455.4	455.4	0.90	2.3	2.3	3.7	3.7	5.5	20	—	—	—	—	—	11
C 80 4_529.3	529.3	0.50	2.0	2.0	3.4	3.3	4.6	19	—	—	—	—	—	11
C 80 4_577.4	577.4	0.50	2.0	2.0	3.4	3.3	4.6	19	—	—	—	—	—	11
C 80 4_664.3	664.3	0.40	2.0	1.9	3.3	3.2	4.5	19	—	—	—	—	—	11
C 80 4_724.7	724.7	0.40	2.0	1.9	3.3	3.2	4.5	19	—	—	—	—	—	11
C 80 4_783.4	783.4	0.30	2.0	1.8	3.2	3.1	4.4	—	—	—	—	—	—	9.4
C 80 4_854.6	854.6	0.30	2.0	1.8	3.2	3.1	4.4	—	—	—	—	—	—	9.4
C 80 4_945.7	945.7	0.20	1.7	1.7	3.1	3.0	4.3	—	—	—	—	—	—	9.3
C 80 4_1032	1032	0.20	1.7	1.7	3.1	3.0	4.3	—	—	—	—	—	—	9.3
C 80 4_1168	1168	0.20	1.6	1.6	3.0	3.0	4.2	—	—	—	—	—	—	9.2
C 80 4_1274	1274	0.20	1.6	1.6	3.0	3.0	4.2	—	—	—	—	—	—	9.2
C 80 4_1358	1358	0.10	1.6	1.6	3.0	2.9	4.2	—	—	—	—	—	—	9.2
C 80 4_1481	1481	0.10	1.6	1.6	3.0	2.9	4.2	—	—	—	—	—	—	9.2



C 100

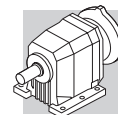
	i	J (•10 ⁻⁴) [kgm ²]													
			63	71	80	90	100 112	132	160	180	200	225	250	280	
C 100 2_4.9	4.9	—	—	—	—	—	—	—	—	—	674	960	987	970	972
C 100 2_5.3	5.3	—	—	—	—	—	—	—	—	—	647	933	960	943	944
C 100 2_6.5	6.5	—	—	—	—	—	—	—	—	—	481	767	794	777	778
C 100 2_7.1	7.1	—	—	—	—	—	—	—	—	—	465	751	778	761	763
C 100 2_8.4	8.4	—	—	—	—	—	—	—	—	—	365	651	678	660	662
C 100 2_9.0	9.0	—	—	—	—	—	—	—	—	—	355	641	668	651	653
C 100 2_10.1	10.1	—	—	—	—	—	—	—	—	—	291	577	604	587	589
C 100 2_10.9	10.9	—	—	—	—	—	—	—	—	—	285	570	597	580	582
C 100 2_12.5	12.5	—	—	—	—	—	—	—	224	222	233	521	550	539	529
C 100 2_13.5	13.5	—	—	—	—	—	—	—	220	218	228	517	545	532	524
C 100 2_15.2	15.2	122	—	—	—	—	—	82	141	200	199	472	499	528	514
C 100 2_16.5	16.5	119	—	—	—	—	—	138	197	195	206	496	525	511	504
C 100 2_18.7	18.7	97	—	—	—	—	—	116	175	173	203	474	501	488	480
C 100 2_20.2	20.2	95	—	—	—	—	—	114	173	171	201	471	499	486	478
C 100 2_22.2	22.2	73	—	—	—	—	—	92	102	150	179	448	477	463	456
C 100 2_24.1	24.1	72	—	—	—	—	—	91	150	148	178	447	476	462	455
C 100 2_29.6	29.6	50	—	—	—	—	54	69	129	127	156	425	454	440	433
C 100 3_34.3	34.3	—	—	—	—	—	—	—	148	146	155	439	465	471	461
C 100 3_36.9	36.9	—	—	—	—	—	—	—	145	143	152	436	462	468	458
C 100 3_42.9	42.9	44	—	—	—	—	—	63	123	120	130	415	441	451	437
C 100 3_46.2	46.2	43	—	—	—	—	—	61	121	118	128	413	439	452	435
C 100 3_53.3	53.3	33	—	—	—	—	—	51	111	109	139	403	429	432	424
C 100 3_57.4	57.4	31	—	—	—	—	—	50	110	107	138	401	427	431	423
C 100 3_64.5	64.5	24	—	—	—	—	—	43	103	101	130	394	420	422	415
C 100 3_69.4	69.4	24	—	—	—	—	—	43	102	100	129	393	419	421	414
C 100 3_79.4	79.4	16	—	—	—	—	20	35	95	92	122	385	411	413	407
C 100 3_85.6	85.6	16	—	—	—	—	19	35	94	92	121	385	411	413	406
C 100 3_92.7	92.7	15	—	—	—	—	18	34	93	91	120	384	410	412	405
C 100 3_99.8	99.8	14	—	—	—	—	18	33	93	90	119	383	409	411	404
C 100 3_111.9	111.9	9.9	—	—	—	—	14	29	88	86	—	—	—	—	392
C 100 3_120.5	120.5	9.6	—	—	—	—	14	29	88	86	—	—	—	—	392
C 100 3_139.7	139.7	6.0	—	—	—	—	10	25	84	82	—	—	—	—	388
C 100 3_150.4	150.4	5.8	—	—	—	—	9.8	25	84	82	—	—	—	—	388
C 100 4_162.1	162.1	13	—	—	16	16	17	32	100	89	—	—	—	—	23
C 100 4_185.4	185.4	9.6	—	—	13	12	14	29	88	86	—	—	—	—	20
C 100 4_199.6	199.6	8.5	—	—	12	12	14	28	88	86	—	—	—	—	20
C 100 4_244.2	244.2	5.7	—	—	8.5	8.5	9.8	25	84	82	—	—	—	—	16
C 100 4_263.0	263.0	5.6	—	—	8.5	8.4	9.7	25	84	82	—	—	—	—	16
C 100 4_300.5	300.5	4.2	—	—	7.1	7.1	8.4	23	83	80	—	—	—	—	15
C 100 4_323.6	323.6	4.2	—	—	7.1	7.0	8.3	23	83	80	—	—	—	—	14
C 100 4_380.5	380.5	3.1	4.5	4.5	5.9	5.5	7.1	22	81	79	—	—	—	—	13
C 100 4_409.8	409.8	3.0	4.5	4.5	5.9	5.5	7.1	22	81	79	—	—	—	—	13
C 100 4_466.7	466.7	2.0	3.5	3.5	4.9	4.8	6.1	20	80	78	—	—	—	—	12
C 100 4_502.6	502.6	2.0	3.5	3.4	4.8	4.8	6.1	20	80	78	—	—	—	—	12
C 100 4_582.6	582.6	1.4	2.9	2.9	4.3	4.2	5.5	20	80	77	—	—	—	—	12
C 100 4_627.4	627.4	1.4	2.9	2.9	4.3	4.2	5.5	20	80	77	—	—	—	—	12
C 100 4_720.3	720.3	1.0	2.5	2.5	3.9	3.4	5.1	20	79	77	—	—	—	—	11
C 100 4_775.7	775.7	1.0	2.5	2.5	3.9	3.4	5.1	20	79	77	—	—	—	—	11
C 100 4_843.3	843.3	0.80	2.3	2.3	3.7	3.6	4.9	—	—	—	—	—	—	—	9.9
C 100 4_908.2	908.2	0.80	2.3	2.3	3.7	3.6	4.9	—	—	—	—	—	—	—	9.9
C 100 4_1004	1004	0.60	2.1	2.0	3.4	3.4	4.7	—	—	—	—	—	—	—	9.7
C 100 4_1081	1081	0.60	2.1	2.0	3.4	3.4	4.7	—	—	—	—	—	—	—	9.7



29 EXACT RATIOS

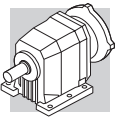
i_N	C12	C22	C32	C36	C41	C51	C61	C70	C80	C90	C100
2.5						2.62895					
2.8	2.76731	2.72212	2.87879	2.68687	2.65909		2.82011				
3.2	3.20743	3.32609		3.18182		3.30758					
3.5	3.65132	3.70709	3.40909	3.48617	3.61111		3.69925				
4.0			3.73518	4.20000							
4.5	4.31203	4.25831	4.50000	4.62201	4.66304	4.45370	4.55556	4.57143			
5.0	4.86842	4.76902	4.95215	5.27807						5.17231	4.92308
5.6	5.59868	5.59006	5.65508	5.84659	5.95263	5.63043		5.85034	5.64103	5.60333	5.33333
6.3	6.23158	6.08696	6.26420		6.36364		6.00176 6.74074	6.25455	6.11111	6.75824	6.52308
7.1		7.08300	7.16498	6.78114	7.06612	6.98684	7.48485	7.46032	7.04000	7.32143	7.06667
8.0	7.62201		8.48485	8.03030		7.75120		8.00433	7.62667	8.32615	8.35165
9.0	8.83422	8.65455	9.29644	8.79842	8.64198	8.79040	8.84211	9.52381	8.86447	9.02000	9.04762
10.0	10.05682	9.64593		10.60000	9.59596	9.75207	9.81818	10.20707	9.60317	10.36264	10.09231
11.2		11.08021	11.20000	11.66507	11.15942	11.83642	10.88889	11.20879	11.09402	11.22619	10.93333
12.5	11.87662	12.40909	12.32536	13.32086	12.39130	13.13131	12.09091	13.03030	12.01852	12.79060	12.45421
14.0	13.40909	14.54545	14.07487	14.75568	14.24561	14.96377	14.34568	14.09524	13.76410 14.91111	13.85648	13.49206
16.0	15.42045	15.83838	15.59091		15.81818	16.60079	15.92929	15.33566 16.70330	16.66272	15.97949	15.21368 16.48148
18.0	17.16364 18.38961	18.13636	18.18182	17.20779	17.79167	18.89035	17.65217		18.05128	17.31111 18.68047	18.66667
20.0	20.62937	20.02424	20.08081	19.00505	19.75568	20.95694 21.81606	19.60079	19.28485	20.53333	20.23718	20.22222
22.4	23.24242	21.45455	22.90909	22.13187	22.55556	23.35417 23.89242	22.35088	22.85315	22.24444	22.91795	22.24852
25.0	25.35537	24.27972	25.11515	26.20879	25.04545	25.90909	24.81818 26.77895		23.95266 25.94872	24.82778	24.10256
28.0	29.50000	27.15152 29.61983	26.90909	28.71572	28.31111 28.49003	27.44759 29.77315	27.41667 29.35385	27.71901		27.17160 29.43590	29.55556
31.5	32.77778	33.09091	29.76224 33.09091		31.22945 31.43636	30.05994 33.03030	30.44318 32.97778		31.33333		
35.5	37.00909	36.76768	36.09917	34.59560	33.38462 36.78930	36.38333 36.95862	34.22222 36.14872	34.74747		35.09848	34.29705 36.93529
40.0	42.31313		40.72727	38.07172	37.06993 40.32673	40.36364 40.47619	38.00000	41.26263	39.11111	39.40239	42.92328
45.0		43.27273	45.25253	43.47576	44.75207 46.96356	43.11538 46.72360	43.44691	44.70118	43.49074	42.98443	46.22507
50.0	47.60227	48.64646	52.43636	48.15865	51.47929	47.83217 51.40152	47.62450	52.16479	47.44444	50.30093	53.25397
56.0	55.16883	54.72727	59.39394	56.16170	58.65385	57.02479 58.98416	53.46087 58.60134	56.51186	57.29733	54.87374 59.20032	57.35043
63.0	66.15152	60.00000 63.27273	66.81818	62.02747	64.29364	64.59803		65.85315	62.50617	64.58217	64.46886
71.0		65.33333 74.81250	74.74747	70.76374	74.35897	72.92219	67.69123 74.20000	71.34091	70.50362	74.44537	69.42801
80.0		82.60000	82.55443	77.57802 83.11931	81.50888	79.86264	83.03333	81.41434	76.91304	81.21313	79.44444
90.0		88.50000	94.18182	91.93238	93.33333	92.96514	91.01731	88.19886	89.27047	88.22009	85.55556 92.67399
100.0		100.15385	103.25118	102.21429	102.30769	101.81319	103.64444	103.79138	97.38596	96.24009	99.80276





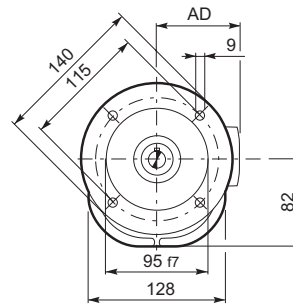
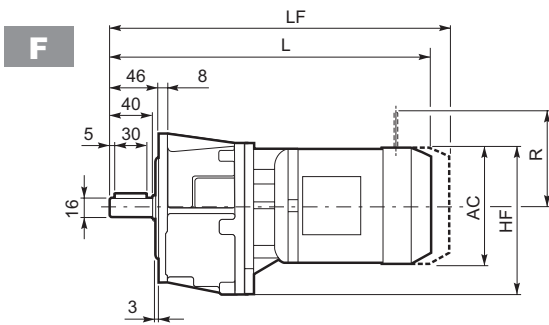
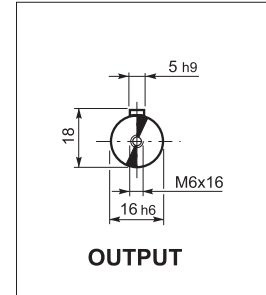
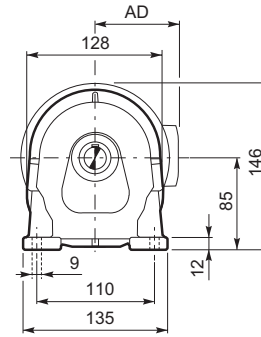
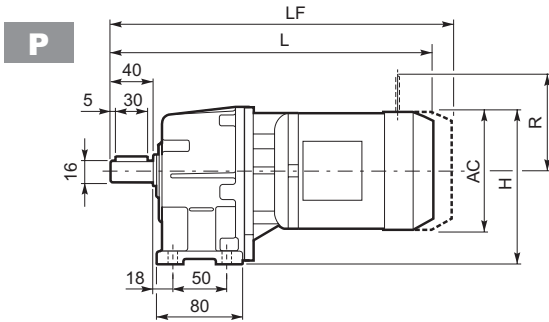
i_N	C12	C22	C32	C36	C41	C51	C61	C70	C80	C90	C100
112.2		112.00000	110.62626	111.50649	110.05917	113.60510	113.61026	112.44066	109.50347	107.00379 116.73140	111.90476
125.5		122.18182	122.35587	125.80220	120.64178	124.41758	128.14222	126.83497	119.45833		120.51282
140.0		136.50000	136.04040 148.40771	139.78022	132.86713 145.64282	134.62559 147.43872	140.46359	137.40455	136.68519 149.11111	134.13580 146.32997	139.68254
160.0		151.66667	167.43434	161.97033	164.10256	160.49861	150.03077 164.45680	150.30339 162.82867	168.99259	157.76199	150.42735 162.10526
180.0		178.50000	186.03816	183.46154	179.88166	175.77423	178.59394	179.18945	184.35556	172.10399	185.37037
200.0		200.66667		206.39423	190.76923 209.11243	197.87075	195.76643	194.12190	197.85897	212.38169	199.62963
225.0		225.75000	215.57172	230.88697		216.70330	217.40754	220.91375	215.84615	231.68911	
250.0		261.00000	244.17508	255.00183	239.94755	240.85197 263.77530	238.31211	239.32323 251.28438	261.85613	268.49591	244.21811 263.00412
280.0			274.69697	290.91758	263.01943		275.27766	272.22475	285.66123	292.90463	300.50725
315.0				318.93187	304.19580 333.44540	297.76563 326.10577	301.74667	317.86109	334.27376	338.95085	323.62319
355.0				341.71272			337.66889 370.13705	344.34951	364.66228	369.76457	380.49708
400.0				377.94421 420.21429	381.81818 418.53147	379.60764 415.73718	421.48741	409.39931	417.48199	419.04541	409.76608
450.0				458.41558	450.24207	463.88750	462.01504	443.51592	455.43490	457.14044	466.73611
500.0				517.18681	493.53457	508.03846	521.11170	512.03745	529.26678		502.63889
560.0				574.65201	543.54736	549.72115	571.21860	554.70724	577.38194	534.22163 582.78723	582.59259
630.0				665.87802	595.81153	602.04142 655.36932	610.12513 668.79101	606.78035 657.34538	664.32106	652.82863	627.40741
710.0				754.23077	671.32867 735.87951	717.74476	726.28202	735.97521	724.71389	712.17669	720.29630
800.0				848.50962	780.41958	807.97222	796.11683	797.30647	783.37099	773.62229 843.95159	775.70370 843.33333
900.0					855.45992	884.87179		922.59000	854.58654 945.71181	922.30089	908.20513
1000.0								999.47250 1069.05117	1031.68561	1006.14643	1003.88889
1125.0								1158.13876	1168.03704	1137.05888	1081.11111
1250.0									1274.22222	1240.42787	
1400.0								1362.26180 1475.78362	1357.84306 1481.28333		



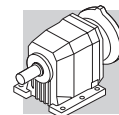


30 DIMENSIONS

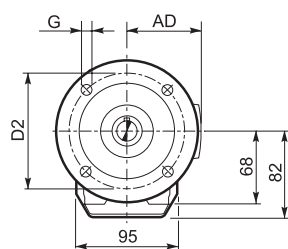
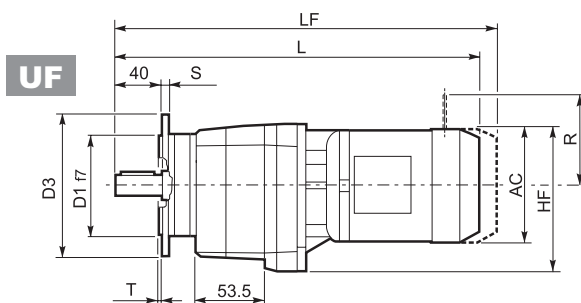
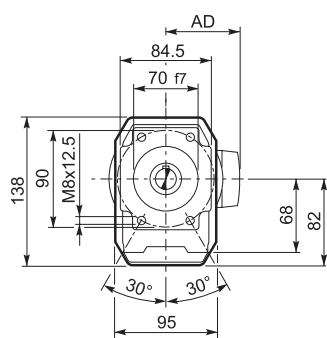
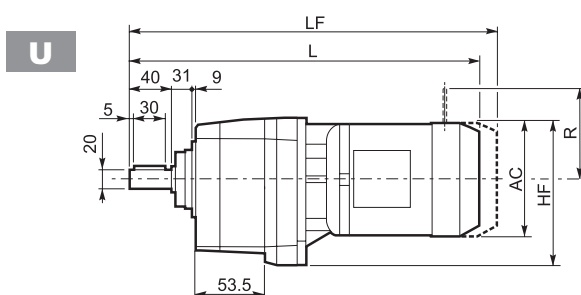
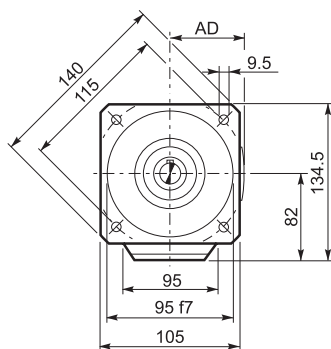
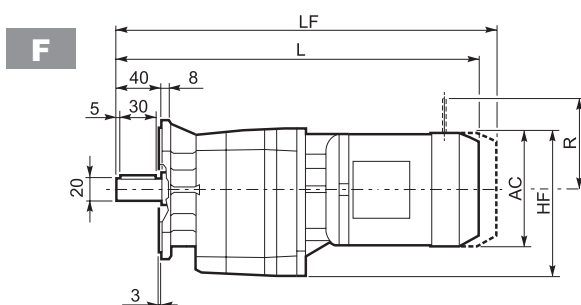
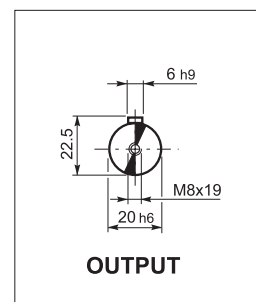
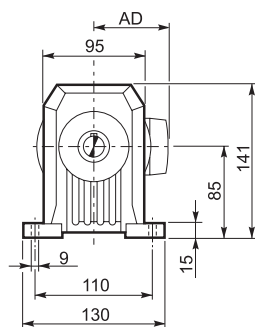
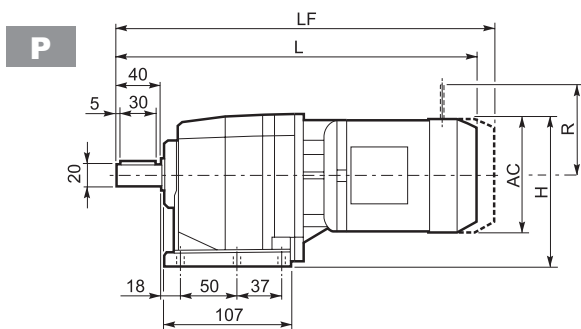
C 05...M



			AC	H	HF	L	AD	Kg	M...FD M...FA		M...FD		M...FA	
									LF	Kg	R	AD	R	AD
C 05 2	S0	M0	110	140	137	287	91	7	—	—	—	—	—	—
C 05 2	S05	M05	121	145.5	142.5	332	95	8	398	10	96	122	116	95
C 05 2	S1	M1	138	154	151	360.5	108	11	423	13	103	135	124	108

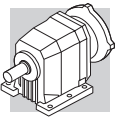


C 12...M



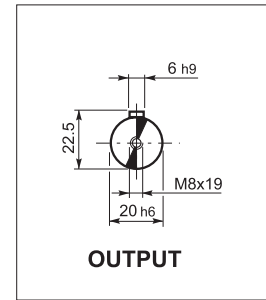
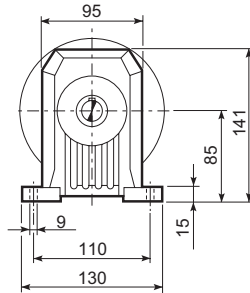
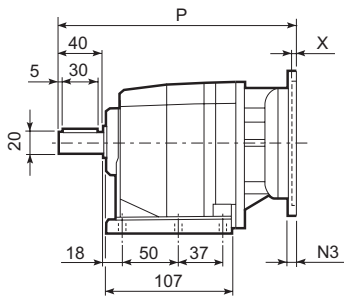
C 12 2 U						
	D1	D2	D3	G	T	S
FA	80	100	120	7	3	8
FB	95	115	140	9	3	10
FC	110	130	160	9	3	10

			AC	H	HF	L	AD	Kg	M...FD M...FA		M...FD		M...FA	
									LF	Kg	R	AD	R	AD
C 12 2	S05	M05	121	145.5	142.5	370.5	95	9	436.5	10	96	122	116	95
C 12 2	S1	M1	138	154	151	404.5	108	11	460.5	13	103	135	124	108
C 12 2	S2	M2S	156	163	160	428.5	119	15	498.5	18	129	146	134	119
C 12 2	S3	M3S	195	182.5	179.5	471.5	142	20	567.5	25	160	158	160	142
C 12 2	S3	M3L	195	182.5	179.5	503.5	142	22	594.5	27	160	158	160	142



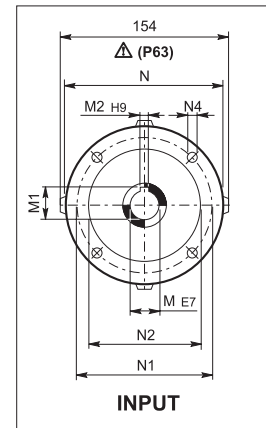
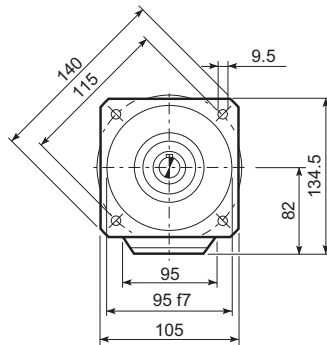
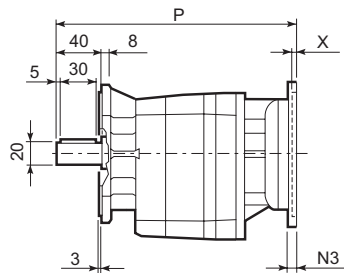
C 12...P (IEC)

P



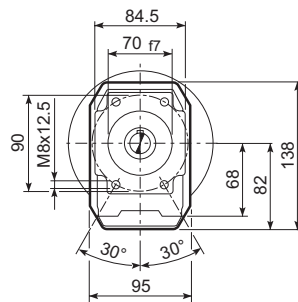
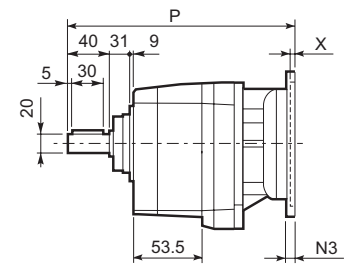
OUTPUT

F

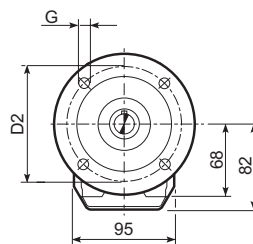
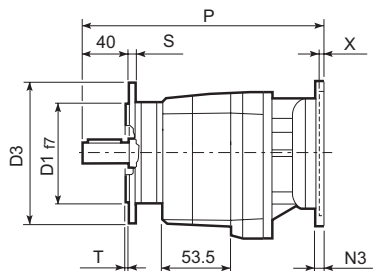


INPUT

U



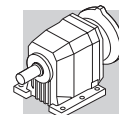
UF



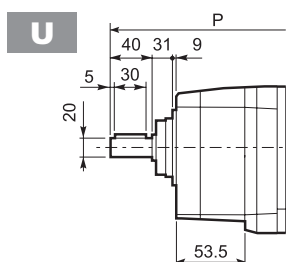
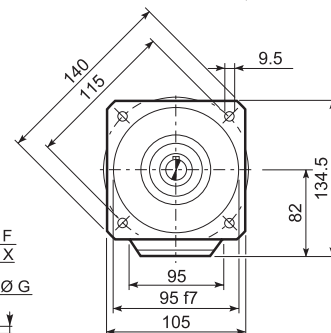
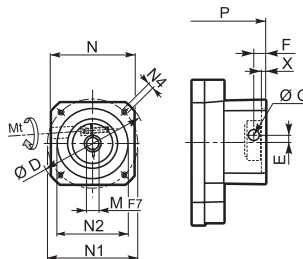
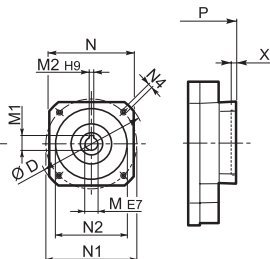
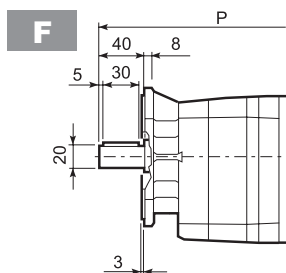
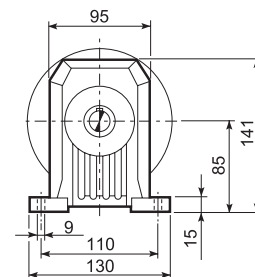
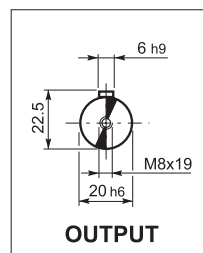
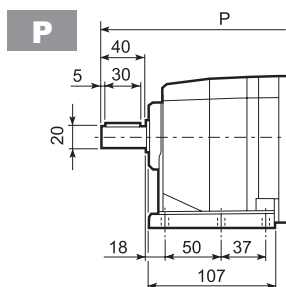
C 12 2 U

	D1	D2	D3	G	T	S
FA	80	100	120	7	3	8
FB	95	115	140	9	3	10
FC	110	130	160	9	3	10

		M	M1	M2	N	N1	N2	N3	N4	X	P	Kg
C 12 2	P63	11	12.8	4	140	115	95	—	M8x19	4	244.5	6
C 12 2	P71	14	16.3	5	160	130	110	—	M8x16	4.5	244.5	6
C 12 2	P80	19	21.8	6	200	165	130	—	M10x12	4	264	7
C 12 2	P90	24	27.3	8	200	165	130	—	M10x12	4	264	7
C 12 2	P100	28	31.3	8	250	215	180	—	M12x16	4.5	274	11
C 12 2	P112	28	31.3	8	250	215	180	—	M12x16	4.5	274	11

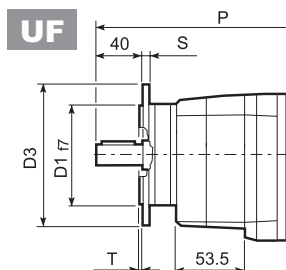
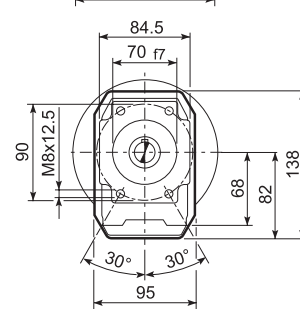


C 12...SK / SC

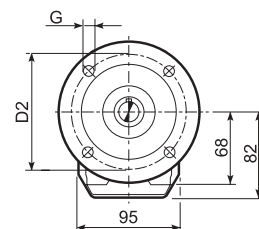


SK...

SC...

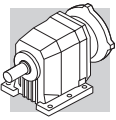


C 12 2 U						
	D1	D2	D3	G	T	S
FA	80	100	120	7	3	8
FB	95	115	140	9	3	10
FC	110	130	160	9	3	10

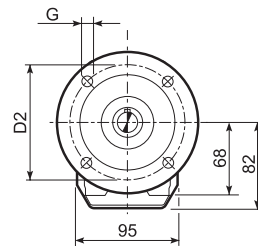
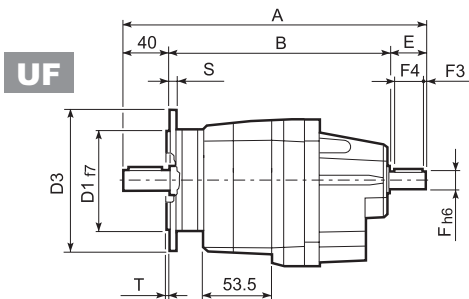
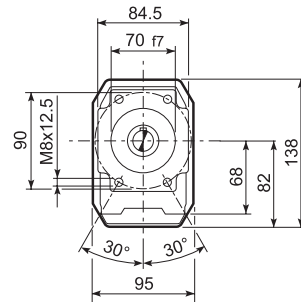
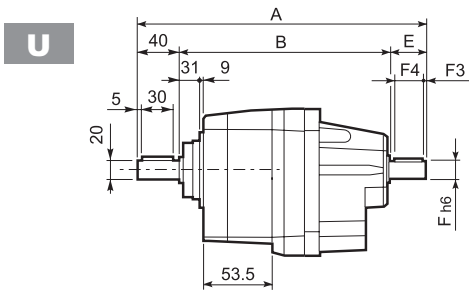
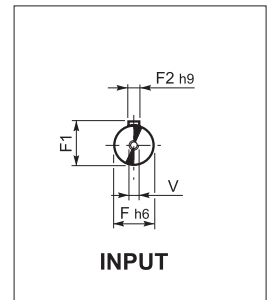
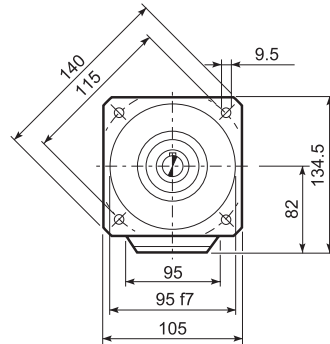
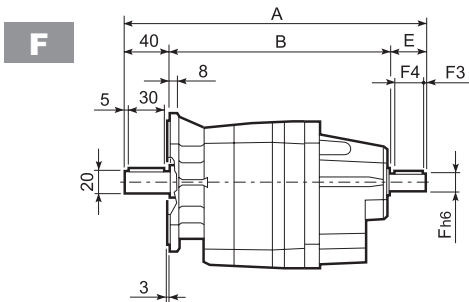
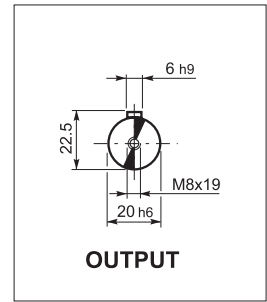
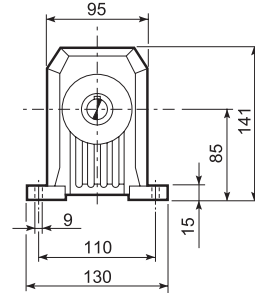
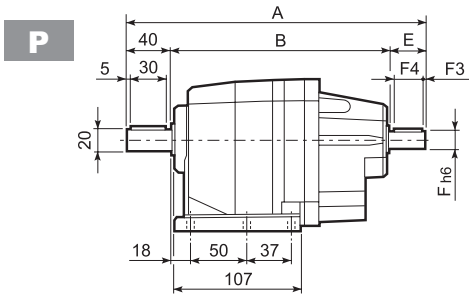


		D	M	M1	M2	N	N1	N2	N4	X	P	kg
C 12 2	SK60A	102	11	12.8	4	82	75	60	M5x10	3.5	216	6
C 12 2	SK60B	102	14	16.3	5	82	75	60	M5x10	4	223	5
C 12 2	SK80A	115	14	16.3	5	90	100	80	M6x12	4	223	5
C 12 2	SK80C	120	19	21.8	6	96	100	80	M6x12	4	264	7
C 12 2	SK95A	130	14	16.3	5	102	115	95	M8x12	4	264	6
C 12 2	SK95B	130	19	21.8	6	102	115	95	M8x12	4	264	7
C 12 2	SK95C	130	24	27.3	8	102	115	95	M8x12	4	264	7
C 12 2	SK110A	150	19	21.8	6	120	130	110	M8x12	5	264	7
C 12 2	SK110B	150	24	27.3	8	120	130	110	M8x12	5	264	7

		Mt	D	E	F	G	M	N	N1	N2	N4	X	P	kg
C 12 2	SC60A	M6 15 Nm	102	7	12.5	12.5	11	82	75	60	M5x10	4	243	7
C 12 2	SC60B	M6 15 Nm	102	7	12.5	12.5	14	82	75	60	M5x10	4	243	6
C 12 2	SC80A	M6 15 Nm	115	6	12.5	12.5	14	90	100	80	M6x12	4	243	6
C 12 2	SC80C	M6 15 Nm	120	15.5	14.5	17.75	19	96	100	80	M6x12	4	287.5	8
C 12 2	SC95A	M6 15 Nm	130	16.5	15	17.75	14	102	115	95	M8x16	4	287.5	7
C 12 2	SC95B	M6 15 Nm	130	16.5	15	17.75	19	102	115	95	M8x16	4	287.5	8
C 12 2	SC95C	M6 15 Nm	130	16.5	15	17.75	24	102	115	95	M8x16	4	287.5	8
C 12 2	SC110A	M6 15 Nm	150	16.5	16	17.75	19	120	130	110	M8x16	5	287.5	10
C 12 2	SC110B	M6 15 Nm	150	16.5	16	17.75	24	120	130	110	M8x16	5	287.5	10

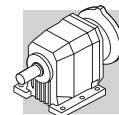


C 12...HS

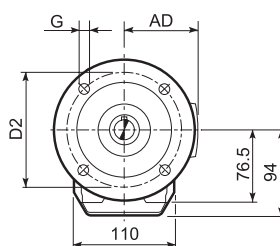
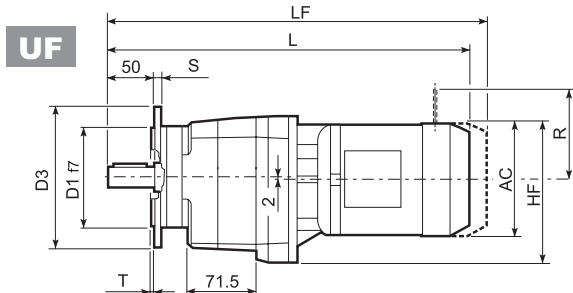
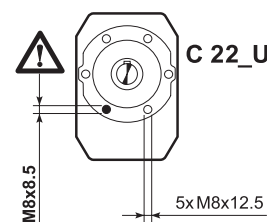
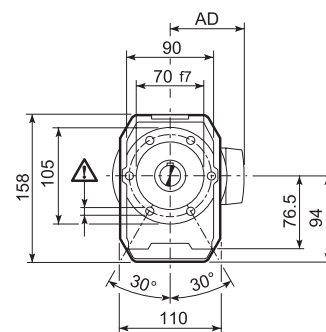
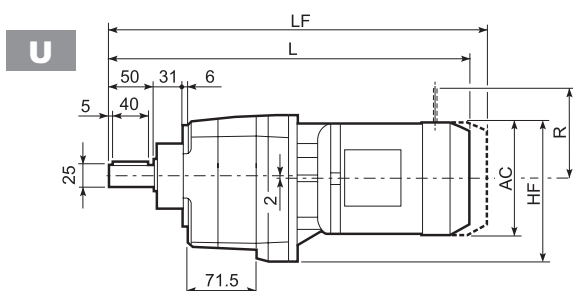
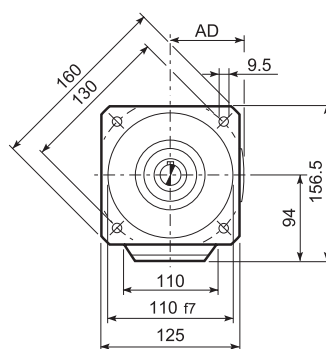
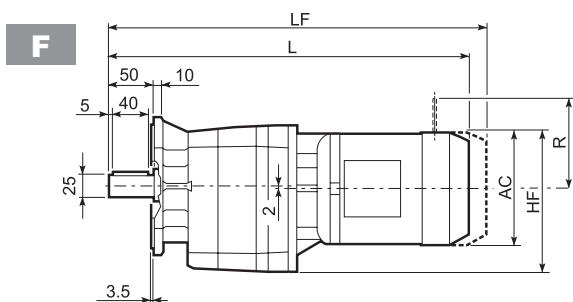
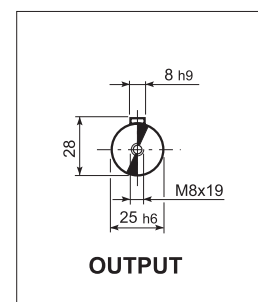
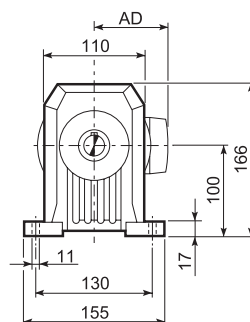
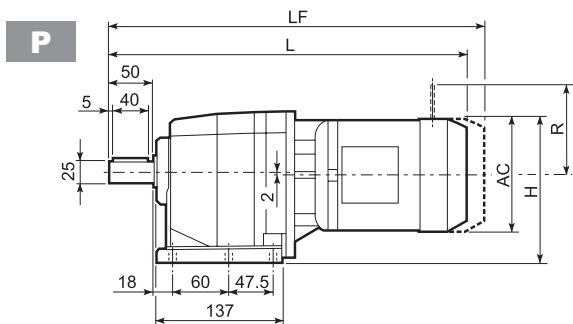


C 12 2 U						
	D1	D2	D3	G	T	S
FA	80	100	120	7	3	8
FB	95	115	140	9	3	10
FC	110	130	160	9	3	10

			A	B	E	F	F1	F2	F3	F4	V	
C 12 2	HS		251.5	171.5	40	16	18	5	2.5	35	M6x16	7.8

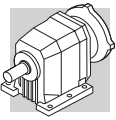


C 22...M

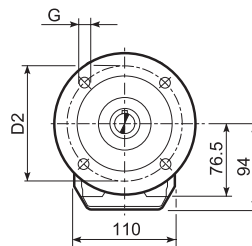
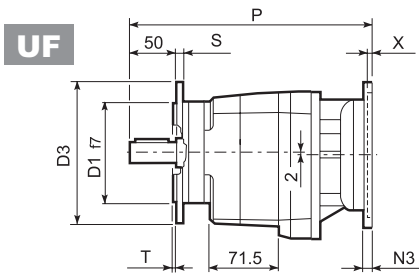
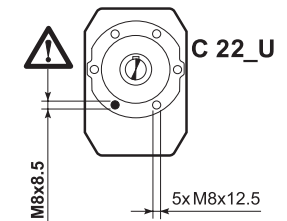
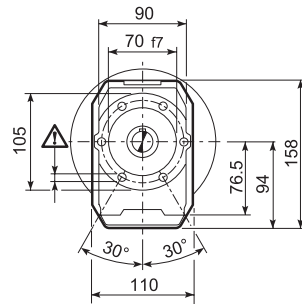
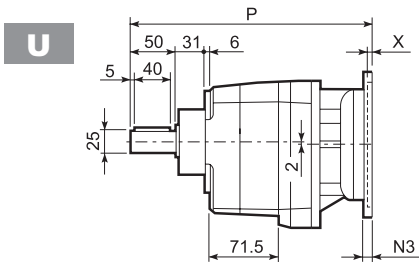
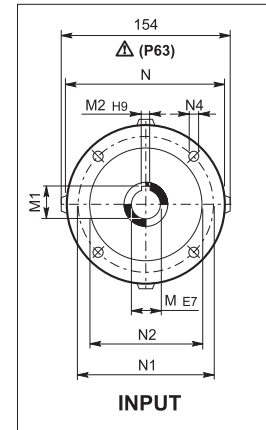
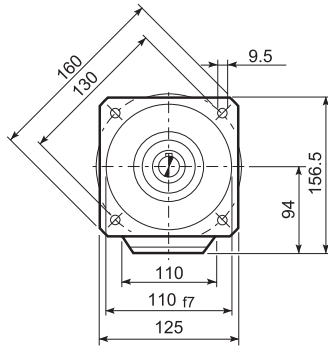
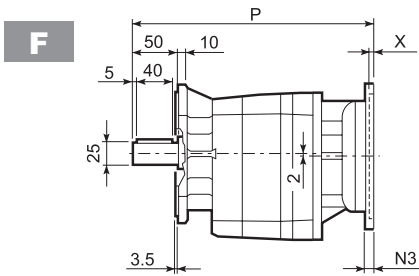
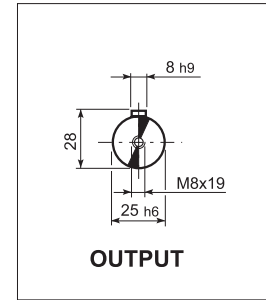
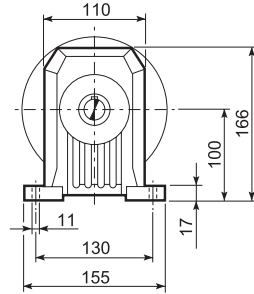
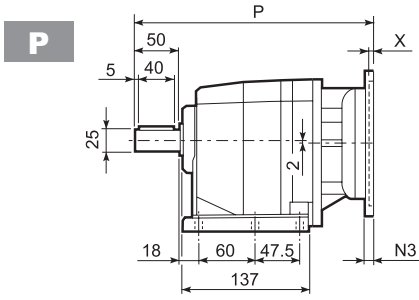


C 22_U						
	D1	D2	D3	G	T	S
FA	95	115	140	9	3	10
FB	110	130	160	9	3	10
FC	130	165	200	11	3.5	11

			AC	H	HF	L	AD	Kg	M...FD	Kg	M...FD		M...FA	
									M...FA		R	AD	R	AD
C 22 2	S05	M05	121	160.5	154.5	399	95	8	465	10	96	119	116	95
C 22 2	S1	M1	138	169	163	428	108	11	489	14	103	135	124	108
C 22 2	S2	M2S	156	178	170	456	119	16	527	19	129	146	134	119
C 22 2	S3	M3S	195	197.5	191.5	500	142	21	596	26	160	158	160	142
C 22 2	S3	M3L	195	197.5	191.5	532	142	27	623	32	160	158	160	142
C 22 3	S05	M05	121	160.5	154.5	454.5	95	11	520.5	12	96	122	116	95
C 22 3	S1	M1	138	169	163	483.5	108	13	544.5	15	103	135	124	108
C 22 3	S2	M2S	156	178	170	511.5	119	18	582.5	21	129	146	134	119
C 22 3	S3	M3S	195	197.5	191.5	555.5	142	23	601.5	28	160	158	160	142
C 22 3	S3	M3L	195	197.5	191.5	587.5	142	29	678.5	34	160	158	160	142

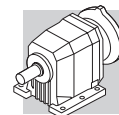


C 22...P(IEC)

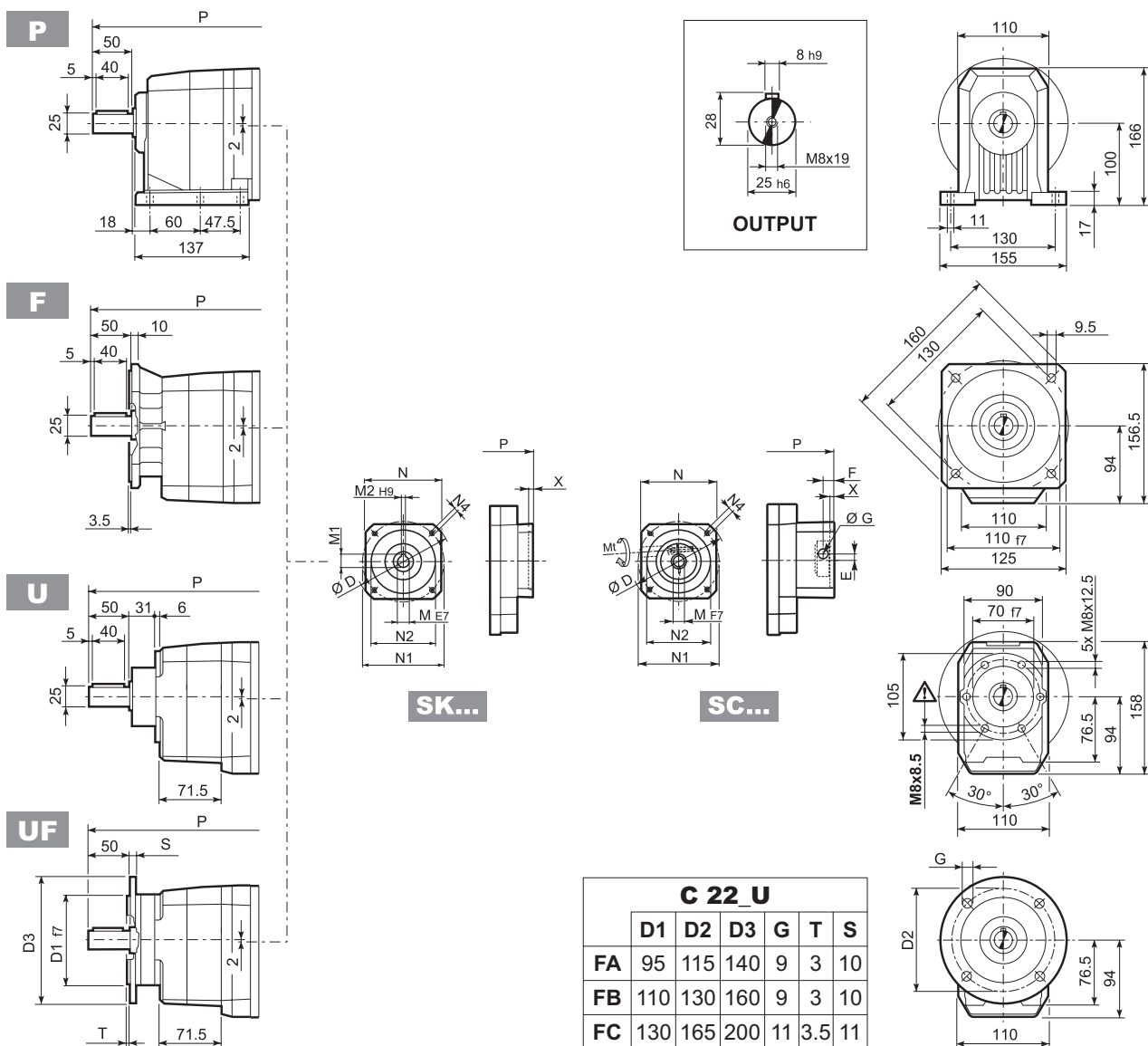


C 22_U						
	D1	D2	D3	G	T	S
FA	95	115	140	9	3	10
FB	110	130	160	9	3	10
FC	130	165	200	11	3.5	11

		M	M1	M2	N	N1	N2	N3	N4	X	P	Kg
C 22 2	P63	11	12.8	4	140	115	95	—	M8x19	4	273	7
C 22 2	P71	14	16.3	5	160	130	110	—	M8x16	4.5	273	7
C 22 2	P80	19	21.8	6	200	165	130	—	M10x12	4	292.5	8
C 22 2	P90	24	27.3	8	200	165	130	—	M10x12	4	292.5	8
C 22 2	P100	28	31.3	8	250	215	180	—	M12x16	4.5	302.5	12
C 22 2	P112	28	31.3	8	250	215	180	—	M12x16	4.5	302.5	12
C 22 3	P63	11	12.8	4	140	115	95	—	M8x19	4	328.5	8
C 22 3	P71	14	16.3	5	160	130	110	—	M8x16	4.5	328.5	8
C 22 3	P80	19	21.8	6	200	165	130	—	M10x12	4	348	9
C 22 3	P90	24	27.3	8	200	165	130	—	M10x12	4	348	9
C 22 3	P100	28	31.3	8	250	215	180	—	M12x16	4.5	358	13
C 22 3	P112	28	31.3	8	250	215	180	—	M12x16	4.5	358	13



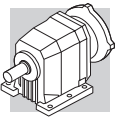
C 22...SK / SC



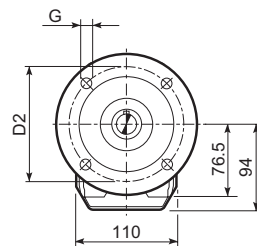
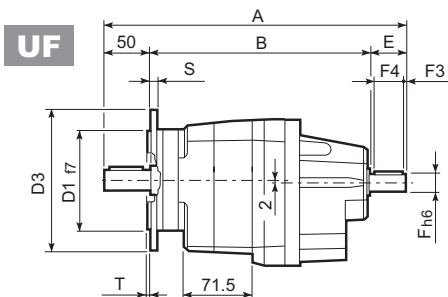
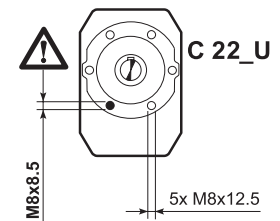
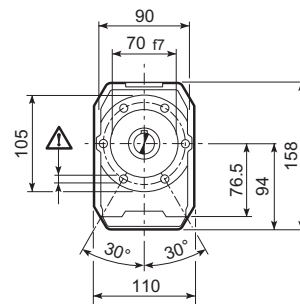
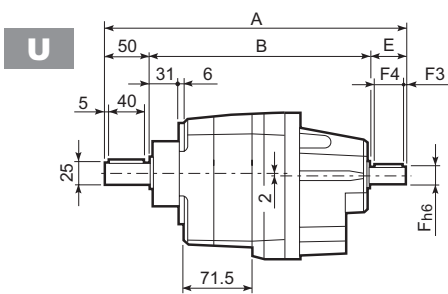
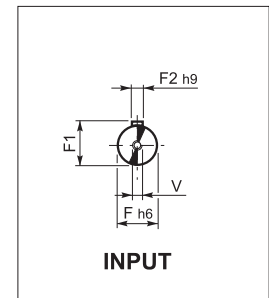
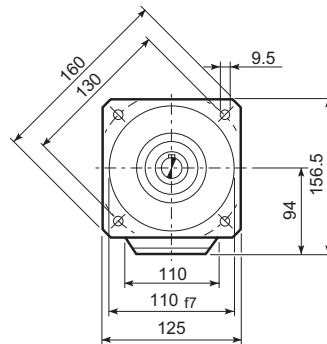
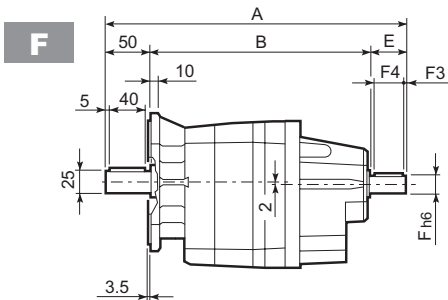
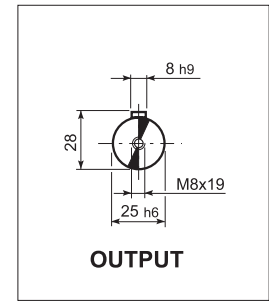
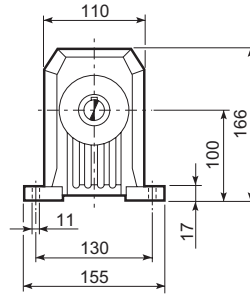
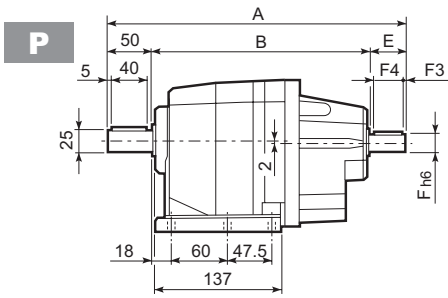
		D	M	M1	M2	N	N1	N2	N4	X	P		Kg	
											2x	3x		
		C 22 2/3 SK60A*	102	11	12.8	4	82	75	60	M5x10	3.5	224.5	300	6/9
		C 22 2/3 SK60B*	102	14	16.3	5	82	75	60	M5x10	4	251.5	307	7/8
		C 22 2/3 SK80A*	115	14	16.3	5	90	100	80	M6x12	4	251.5	307	7/8
		C 22 2/3 SK80C	120	19	21.8	6	96	100	80	M6x12	4	292.5	348	8/9
		C 22 2/3 SK95A	130	14	16.3	5	102	115	95	M8x12	4	292.5	348	8/9
		C 22 2/3 SK95B	130	19	21.8	6	102	115	95	M8x12	4	292.5	348	8/9
		C 22 2/3 SK95C	130	24	27.3	8	102	115	95	M8x12	4	292.5	348	8/9
		C 22 2/3 SK110A	150	19	21.8	6	120	130	110	M8x12	5	292.5	348	8/9
		C 22 2/3 SK110B	150	24	27.3	8	120	130	110	M8x12	5	292.5	348	8/9

			Mt	D	E	F	G	M	N	N1	N2	N4	X	P		Kg
														2x	3x	
		C 22 2/3 SC60A*	M6 15 Nm	102	7	12.5	12.5	11	82	75	60	M5x10	4	271.5	327	7/8
		C 22 2/3 SC60B*	M6 15 Nm	102	7	12.5	12.5	14	82	75	60	M5x10	4	271.5	327	8/9
		C 22 2/3 SC80A*	M6 15 Nm	115	6	12.5	12.5	14	90	100	80	M6x12	4	271.5	327	8/9
		C 22 2/3 SC80C	M6 15 Nm	120	15.5	14.5	17.75	19	96	100	80	M6x12	4	316	371.5	9/10
		C 22 2/3 SC95A	M6 15 Nm	130	16.5	15	17.75	14	102	115	95	M8x16	4	316	371.5	9/10
		C 22 2/3 SC95B	M6 15 Nm	130	16.5	15	17.75	19	102	115	95	M8x16	4	316	371.5	9/10
		C 22 2/3 SC95C	M6 15 Nm	130	16.5	15	17.75	24	102	115	95	M8x16	4	316	371.5	9/10
		C 22 2/3 SC110A	M6 15 Nm	150	16.5	16	17.75	19	120	130	110	M8x16	5	316	371.5	10/11
		C 22 2/3 SC110B	M6 15 Nm	150	16.5	16	17.75	24	120	130	110	M8x16	5	316	371.5	10/11

* Contact our technical service department advising application data

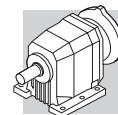


C 22...HS

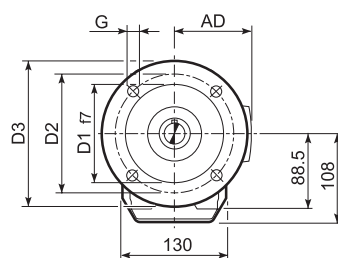
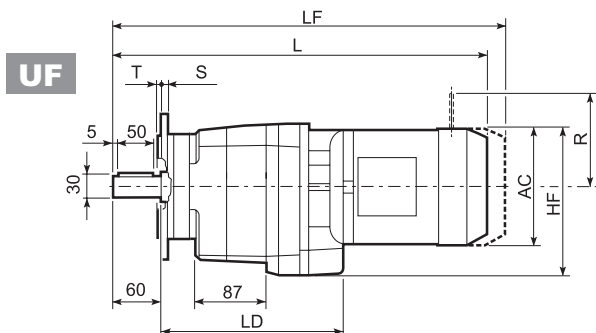
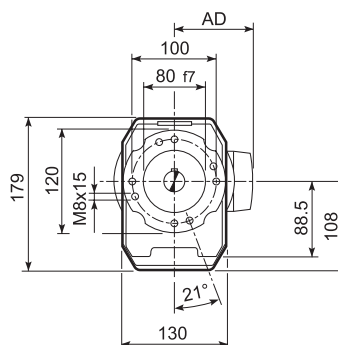
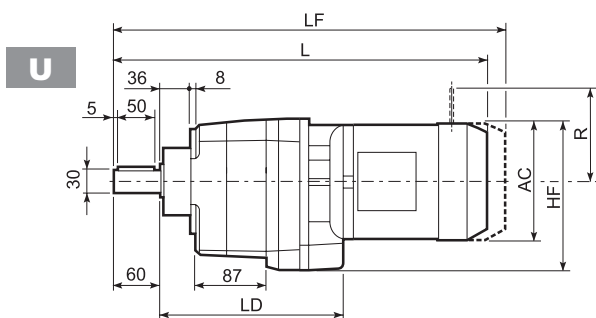
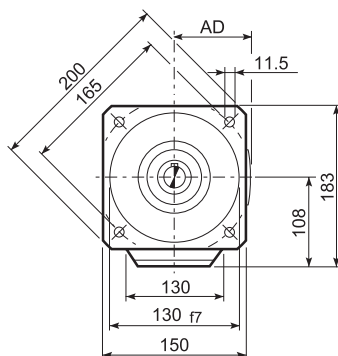
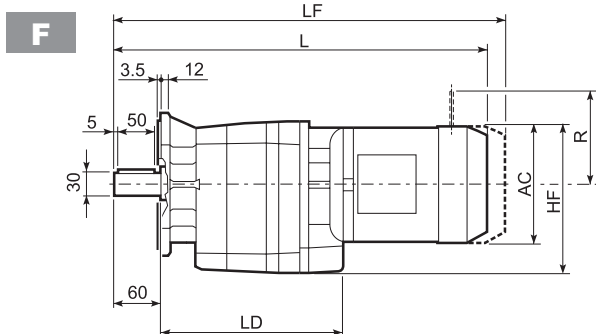
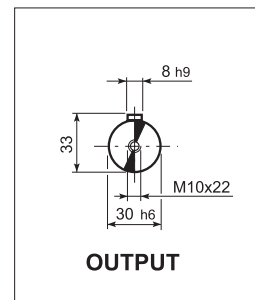
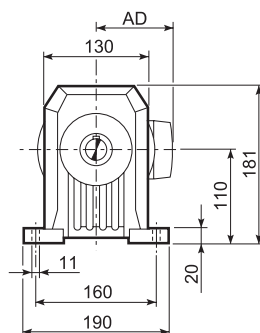
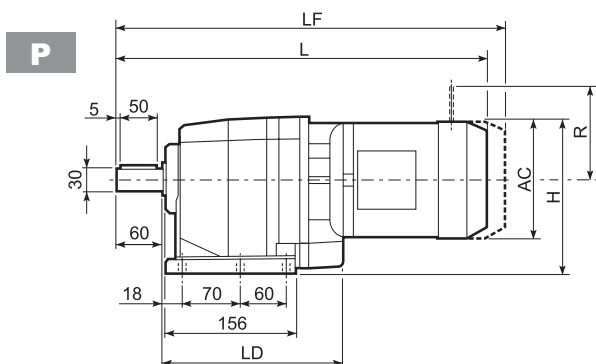


C 22_U						
	D1	D2	D3	G	T	S
FA	95	115	140	9	3	10
FB	110	130	160	9	3	10
FC	130	165	200	11	3.5	11

		A	B	E	F	F1	F2	F3	F4	V	kg
C 22 2	HS	323	233	40	19	21.5	6	2.5	35	M6x16	7.2
C 22 3		335.5	245.5	40	16	18	6	2.5	36	M6x16	7.5

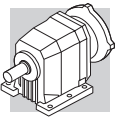


C 32...M



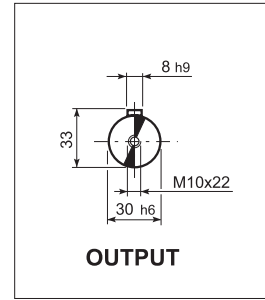
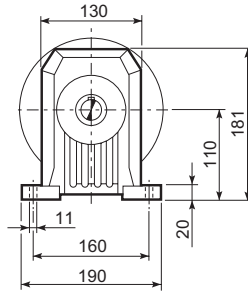
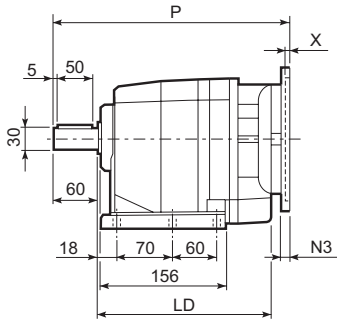
C 32_U						
	D1	D2	D3	G	T	S
FA	110	130	160	9	3	10
FB	130	165	200	11	3.5	11
FC	180	215	250	14	4	13

			AC	H	HF	L	LD	AD	Kg	M...FD		M...FD		M...FA	
										LF	Kg	R	AD	R	AD
C 32 2	S1	M1	138	179	177	462.5	205.5	108	14	523.5	16	103	135	124	108
C 32 2	S2	M2S	156	188	186	490.5	217.5	119	18	561.5	21	129	146	134	119
C 32 2	S3	M3S	195	207.5	205.5	534.5	227.5	142	23	630.5	28	160	158	160	142
C 32 2	S3	M3L	195	207.5	205.5	566.5	227.5	142	32	657.5	37	160	158	160	142
C 32 2	S4	M4	258	239	237	674.5	—	193	66	738.5	82	226	210	217	193
C 32 2	S4	M4LC	258	239	237	709.5	—	193	74	763.5	90	226	210	217	193
C 32 3	S05	M05	121	170.5	168.5	491	—	95	13	557	15	96	122	116	95
C 32 3	S1	M1	138	179	177	520	—	108	15	581	17	103	135	124	108
C 32 3	S2	M2S	156	188	186	548	—	119	18	619	21	129	146	134	119
C 32 3	S3	M3S	195	207.5	205.5	592	—	142	24	688	29	160	158	160	142
C 32 3	S3	M3L	195	207.5	205.5	624	—	142	33	715	38	160	158	160	142

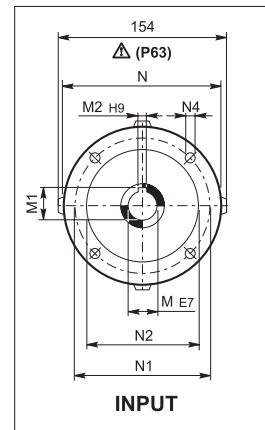
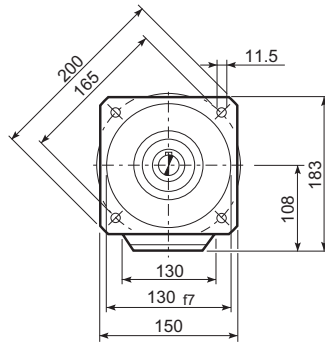
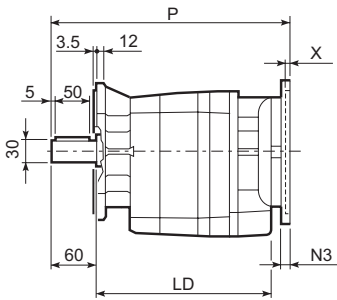


C 32...P(IEC)

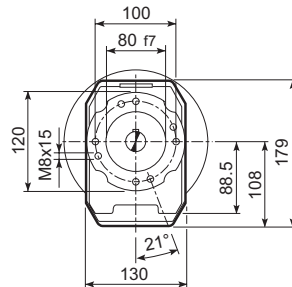
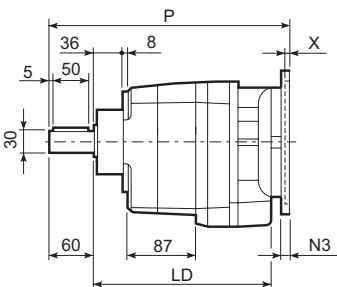
P



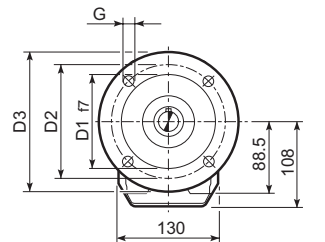
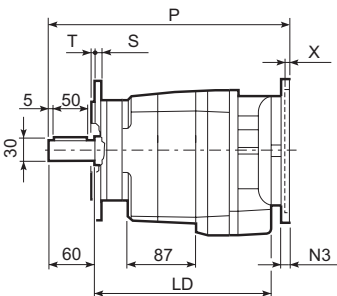
F



U

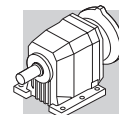


UF

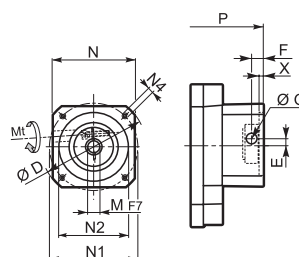
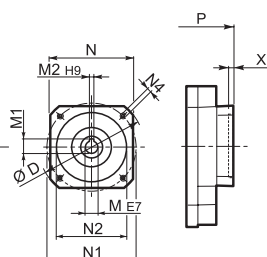
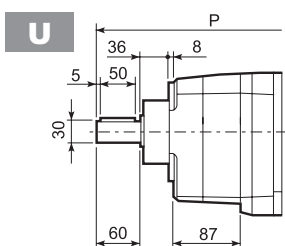
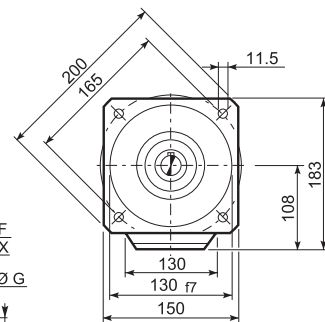
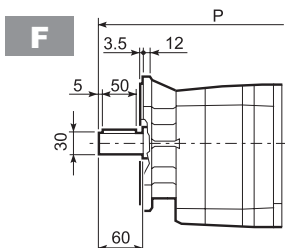
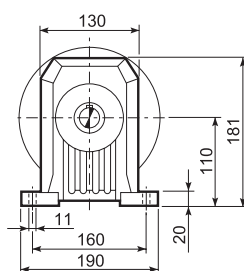
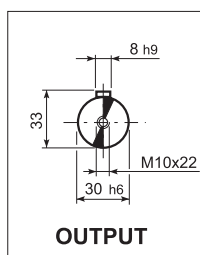
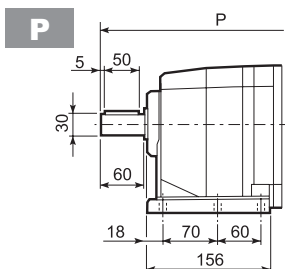


C 32 U						
	D1	D2	D3	G	T	S
FA	110	130	160	9	3	10
FB	130	165	200	11	3.5	11
FC	180	215	250	14	4	13

		LD	M	M1	M2	N	N1	N2	N3	N4	X	P	
C 32 2	P63	217.5	11	12.8	4	140	115	95	—	M8x19	4	307.5	9
C 32 2	P71	217.5	14	16.3	5	160	130	110	—	M8x16	4.5	307.5	9
C 32 2	P80	227.5	19	21.8	6	200	165	130	—	M10x12	4	327	10
C 32 2	P90	227.5	24	27.3	8	200	165	130	—	M10x12	4	327	10
C 32 2	P100	227.5	28	31.3	8	250	215	180	—	M12x16	4.5	337	14
C 32 2	P112	227.5	28	31.3	8	250	215	180	—	M12x16	4.5	337	14
C 32 2	P132	—	38	41.3	10	300	265	230	16	14	5	373	17
C 32 3	P63	—	11	12.8	4	140	115	95	—	M8x19	4	365	10
C 32 3	P71	—	14	16.3	5	160	130	110	—	M8x16	4.5	365	10
C 32 3	P80	—	19	21.8	6	200	165	130	—	M10x12	4	384.5	11
C 32 3	P90	—	24	27.3	8	200	165	130	—	M10x12	4	384.5	11
C 32 3	P100	—	28	31.3	8	250	215	180	—	M12x16	4.5	394.5	15
C 32 3	P112	—	28	31.3	8	250	215	180	—	M12x16	4.5	394.5	15

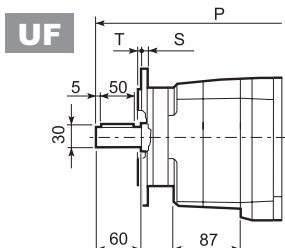
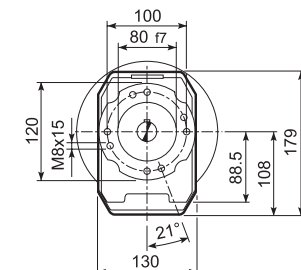


C 32...SK / SC

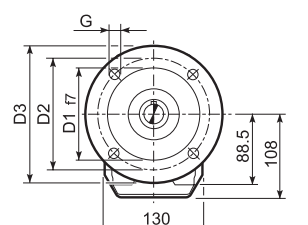


SK...

SC...

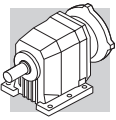


C 32_U						
	D1	D2	D3	G	T	S
FA	110	130	160	9	3	10
FB	130	165	200	11	3.5	11
FC	180	215	250	14	4	13

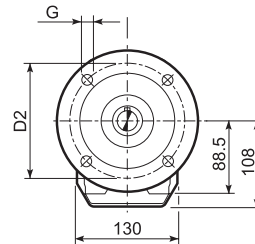
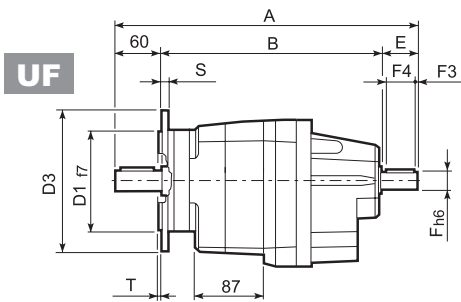
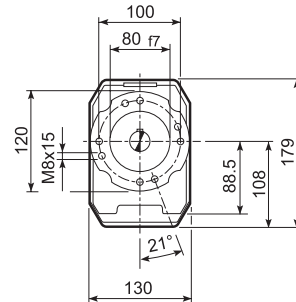
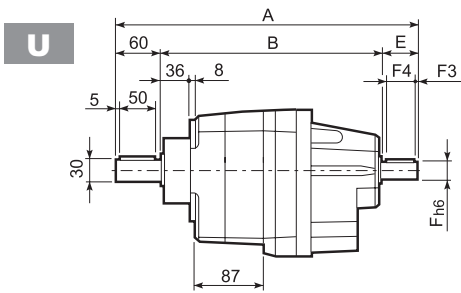
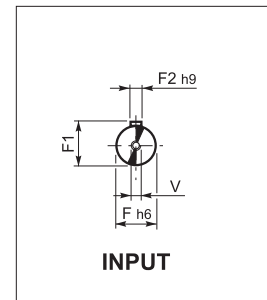
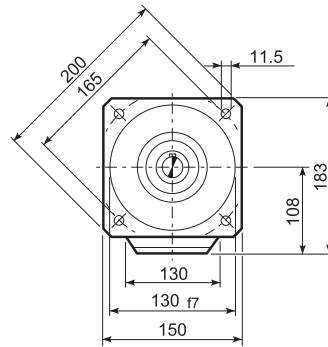
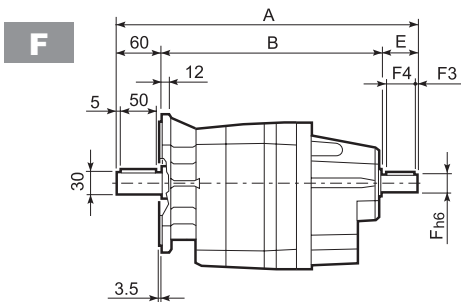
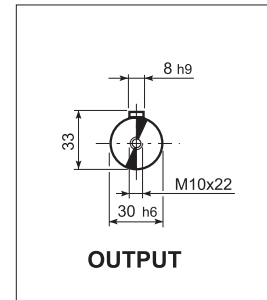
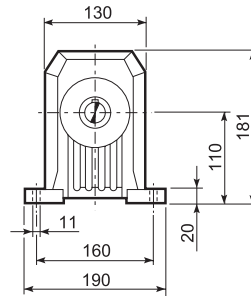
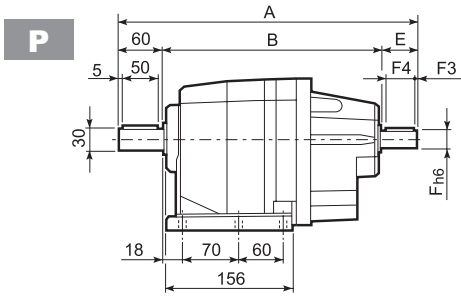


		D	M	M1	M2	N	N1	N2	N4	X	P		Kg
											2x	3x	
C 32 2/3	SK60A	102	11	12.8	4	82	75	60	M5x10	3.5	279	336.5	8/9
C 32 2/3	SK60B	102	14	16.3	5	82	75	60	M5x10	4	286	343.5	9/10
C 32 2/3	SK80A	115	14	16.3	5	90	100	80	M6x12	4	286	343.5	9/10
C 32 2/3	SK80C	120	19	21.8	6	96	100	80	M6x12	4	327	384.5	10/11
C 32 2/3	SK95A	130	14	16.3	5	102	115	95	M8x12	4	327	384.5	10/11
C 32 2/3	SK95B	130	19	21.8	6	102	115	95	M8x12	4	327	384.5	10/11
C 32 2/3	SK95C	130	24	27.3	8	102	115	95	M8x12	4	327	384.5	10/11
C 32 2/3	SK110A	150	19	21.8	6	120	130	110	M8x12	5	327	384.5	10/11
C 32 2/3	SK110B	150	24	27.3	8	120	130	110	M8x12	5	327	384.5	10/11
C 32 2	SK130A	188	24	27.3	8	142	165	130	M10x20	5	327	—	11

		Mt	D	E	F	G	M	N	N1	N2	N4	X	P		Kg
													2x	3x	
C 32 2/3	SC60A	M6 15 Nm	102	7	12.5	12.5	11	82	75	60	M5x10	4	306	363.5	9/10
C 32 2/3	SC60B	M6 15 Nm	102	7	12.5	12.5	14	82	75	60	M5x10	4	306	363.5	10/11
C 32 2/3	SC80A	M6 15 Nm	115	6	12.5	12.5	14	90	100	80	M6x12	4	306	363.5	10/11
C 32 2/3	SC80C	M6 15 Nm	120	15.5	14.5	17.75	19	96	100	80	M6x12	4	350.5	408	11/12
C 32 2/3	SC95A	M6 15 Nm	130	16.5	15	17.75	14	102	115	95	M8x16	4	350.5	408	11/12
C 32 2/3	SC95B	M6 15 Nm	130	16.5	15	17.75	19	102	115	95	M8x16	4	350.5	408	11/12
C 32 2/3	SC95C	M6 15 Nm	130	16.5	15	17.75	24	102	115	95	M8x16	4	350.5	408	11/12
C 32 2/3	SC 110A	M6 15 Nm	150	16.5	16	17.75	19	120	130	110	M8x16	5	350.5	408	12/13
C 32 2/3	SC 110B	M6 15 Nm	150	16.5	16	17.75	24	120	130	110	M8x16	5	350.5	408	12/13
C 32 2	SC 130A	M6 15 Nm	188	19	16	17.75	24	142	165	130	M10x20	5	350.5	—	13

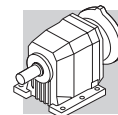


C 32...HS

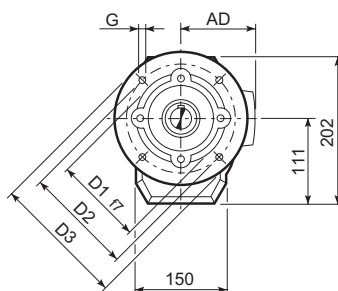
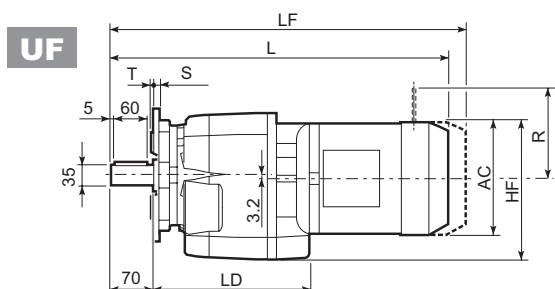
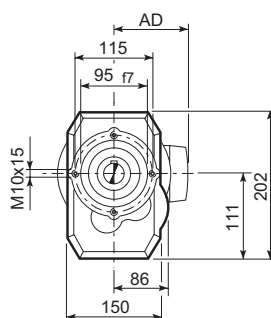
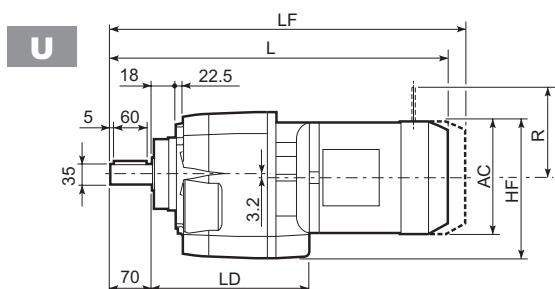
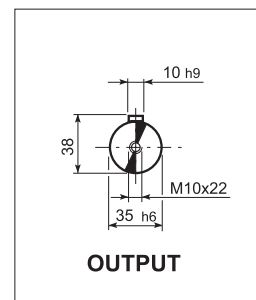
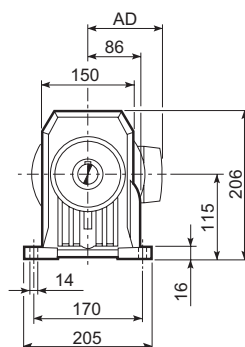
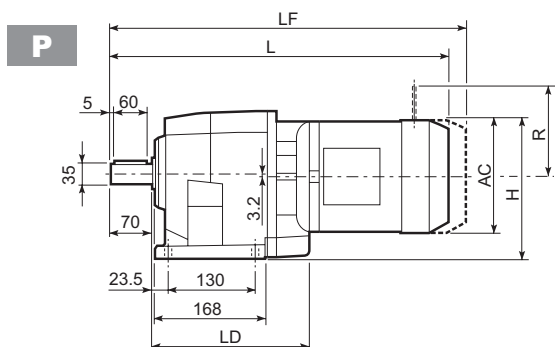


C 32_U						
	D1	D2	D3	G	T	S
FA	110	130	160	9	3	10
FB	130	165	200	11	3.5	11
FC	180	215	250	14	4	13

		A	B	E	F	F1	F2	F3	F4	V	kg
C 32 2	HS	357.5	257.5	40	19	21.5	6	2.5	35	M6x16	11.1
C 32 3		372	272	40	16	18	5	2.5	36	M6x16	10.6

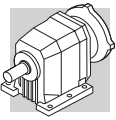


C 36...M



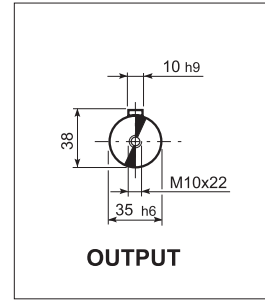
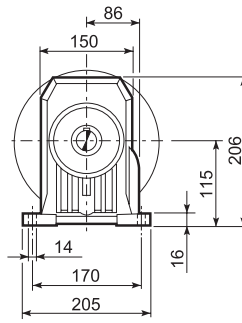
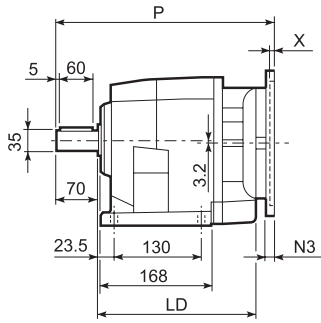
C 36 U						
	D1	D2	D3	G	T	S
FA	130	165	200	11	3.5	11
FB	180	215	250	14	4	14

			AC	H	HF	L	LD	AD	Kg	M...FD M...FA		M...FD		M...FA	
										LF	Kg	R	AD	R	AD
C 36 2/3	S1	M1	138	184	177	481	214	108	20	542	21	103	135	124	108
C 36 2/3	S2	M2S	156	193	186	509	226	119	23	580	27	129	146	134	119
C 36 2/3	S3	M3S	195	212.5	205.5	553	236	142	28	649	33	160	158	160	142
C 36 2/3	S3	M3L	195	212.5	205.5	585	236	142	37	676	42	160	158	160	142
C 36 2/3	S4	M4	258	244	240	693.5	—	193	71	802.5	87	226	210	217	193
C 36 2/3	S4	M4LC	258	244	240	728.5	—	193	79	827.5	95	226	210	217	193
C 36 4	S05	M05	121	175.5	168.5	509.5	—	95	19	575.5	20	96	122	116	95
C 36 4	S1	M1	138	184	177	538.5	—	108	21	599.5	22	103	135	124	108
C 36 4	S2	M2S	156	193	186	566.5	—	119	24	637.5	28	129	146	134	119
C 36 4	S3	M3S	195	212.5	205.5	610.5	—	142	29	706.5	34	160	158	160	142
C 36 4	S3	M3L	195	212.5	205.5	642.5	—	142	38	733.5	43	160	158	160	142

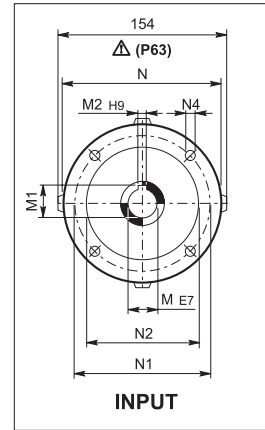
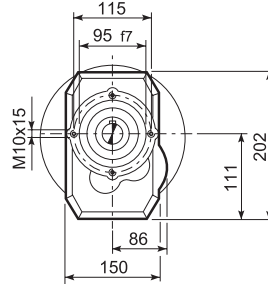
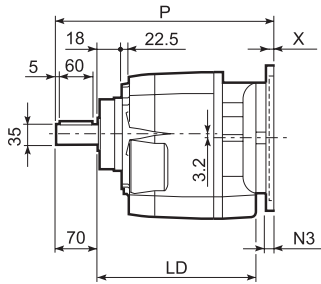


C 36...P(IEC)

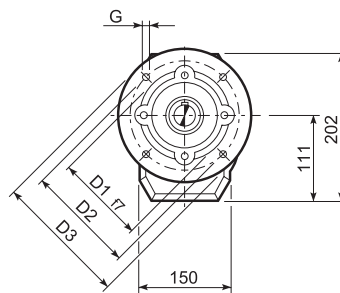
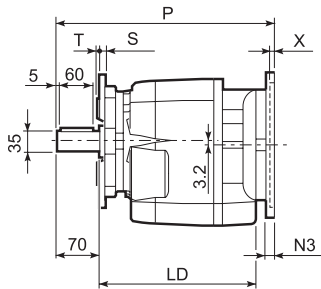
P



U

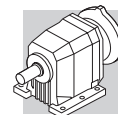


UF

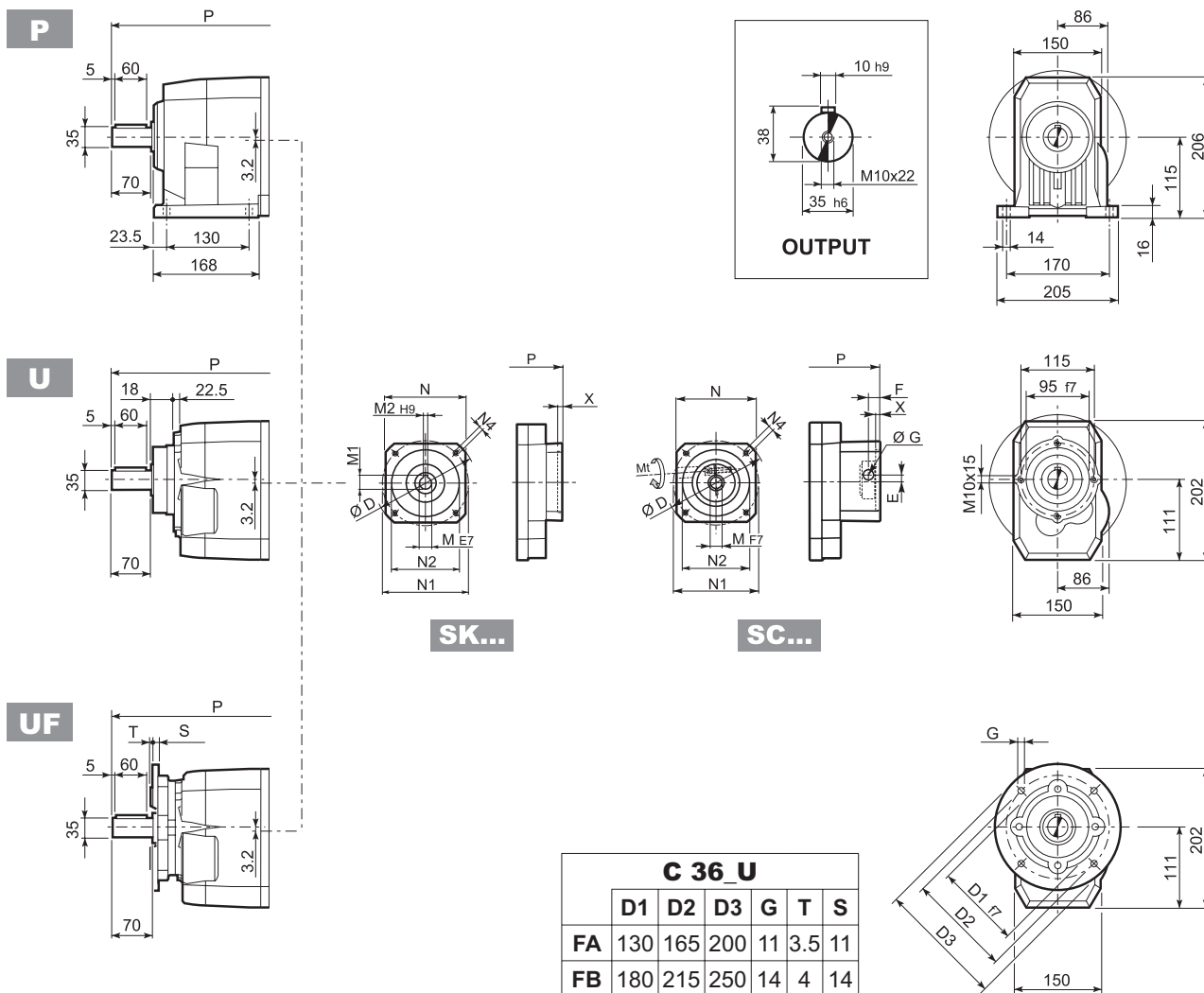


C 36 U						
	D1	D2	D3	G	T	S
FA	130	165	200	11	3.5	11
FB	180	215	250	14	4	14

		LD	M	M1	M2	N	N1	N2	N3	N4	X	P	kg
C 36 2/3	P63	226	11	12.8	4	140	115	95	—	M8x19	4	326	17
C 36 2/3	P71	226	14	16.3	5	160	130	110	—	M8x16	4.5	326	17
C 36 2/3	P80	236	19	21.8	6	200	165	130	—	M10x12	4	345.5	18
C 36 2/3	P90	236	24	27.3	8	200	165	130	—	M10x12	4	345.5	18
C 36 2/3	P100	236	28	31.3	8	250	215	180	—	M12x16	4.5	355.5	22
C 36 2/3	P112	236	28	31.3	8	250	215	180	—	M12x16	4.5	355.5	22
C 36 2/3	P132	—	38	41.3	10	300	265	230	16	14	5	392.5	25
C 36 4	P63	—	11	12.8	4	140	115	95	—	M8x19	4	383.5	20
C 36 4	P71	—	14	16.3	5	160	130	110	—	M8x16	4.5	383.5	20
C 36 4	P80	—	19	21.8	6	200	165	130	—	M10x12	4	403	21
C 36 4	P90	—	24	27.3	8	200	165	130	—	M10x12	4	403	21
C 36 4	P100	—	28	31.3	8	250	215	180	—	M12x16	4.5	413	25
C 36 4	P112	—	28	31.3	8	250	215	180	—	M12x16	4.5	413	25

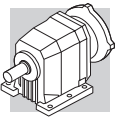


C 36...SK / SC

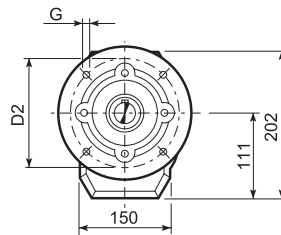
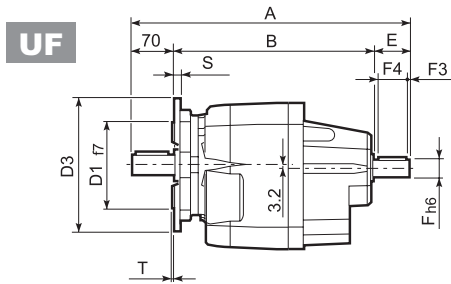
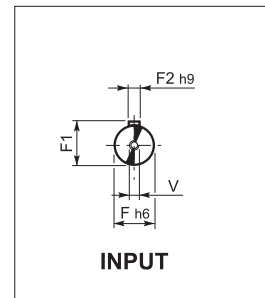
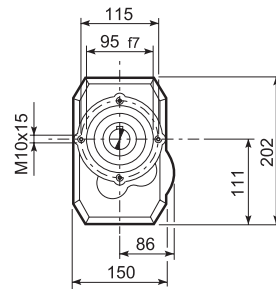
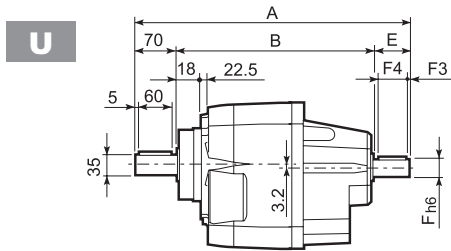
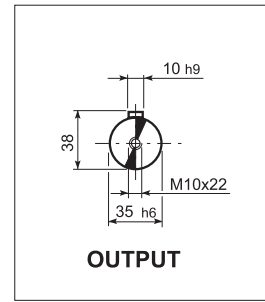
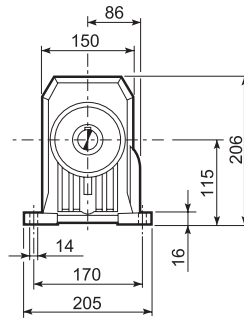
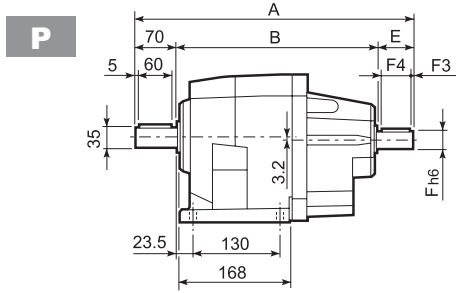


		D	M	M1	M2	N	N1	N2	N4	X	P		
											2/3x	4x	
C 36 2/3/4	SK60A	102	11	12.8	4	82	75	60	M5x10	3.5	297.5	355	16/16/19
C 36 2/3/4	SK60B	102	14	16.3	5	82	75	60	M5x10	4	304.5	362	17/17/20
C 36 2/3/4	SK80A	115	14	16.3	5	90	100	80	M6x12	4	304.5	362	18/18/21
C 36 2/3/4	SK80C	120	19	21.8	6	96	100	80	M6x12	4	304.5	403	18/18/21
C 36 2/3/4	SK95A	130	14	16.3	5	102	115	95	M8x12	4	345.5	403	18/18/21
C 36 2/3/4	SK95B	130	19	21.8	6	102	115	95	M8x12	4	345.5	403	18/18/21
C 36 2/3/4	SK95C	130	24	27.3	8	102	115	95	M8x12	4	345.5	403	18/18/21
C 36 2/3/4	SK110A	150	19	21.8	6	120	130	110	M8x12	5	345.5	403	18/18/21
C 36 2/3/4	SK110B	150	24	27.3	8	120	130	110	M8x12	5	345.5	403	18/18/21
C 36 2/3	SK130A	188	24	27.3	8	142	165	130	M10x20	5	345.5	—	19/19

			Mt	D	E	F	G	M	N	N1	N2	N4	X	P		
														2/3x	4x	
C 36 2/3/4	SC60A	M6	15 Nm	102	7	12.5	12.5	11	82	75	60	M5x10	4	324.5	382	17/17/20
C 36 2/3/4	SC60B	M6	15 Nm	102	7	12.5	12.5	14	82	75	60	M5x10	4	324.5	382	18/18/21
C 36 2/3/4	SC80A	M6	15 Nm	115	6	12.5	12.5	14	90	100	80	M6x12	4	324.5	426.5	18/18/21
C 36 2/3/4	SC80C	M6	15 Nm	120	15.5	14.5	17.75	19	96	100	80	M6x12	4	369	426.5	19/19/22
C 36 2/3/4	SC95A	M6	15 Nm	130	16.5	15	17.75	14	102	115	95	M8x16	4	369	426.5	19/19/22
C 36 2/3/4	SC95B	M6	15 Nm	130	16.5	15	17.75	19	102	115	95	M8x16	4	369	426.5	19/19/22
C 36 2/3/4	SC95C	M6	15 Nm	130	16.5	15	17.75	24	102	115	95	M8x16	4	369	426.5	19/19/22
C 36 2/3/4	SC110A	M6	15 Nm	150	16.5	16	17.75	19	120	130	110	M8x16	5	369	426.5	21/21/24
C 36 2/3/4	SC110B	M6	15 Nm	150	16.5	16	17.75	24	120	130	110	M8x16	5	369	426.5	21/21/24
C 36 2/3	SC130A	M6	15 Nm	188	19	16	17.75	24	142	165	130	M10x20	5	369	—	22/22

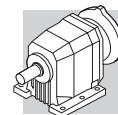


C 36...HS

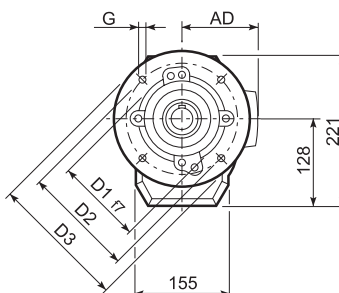
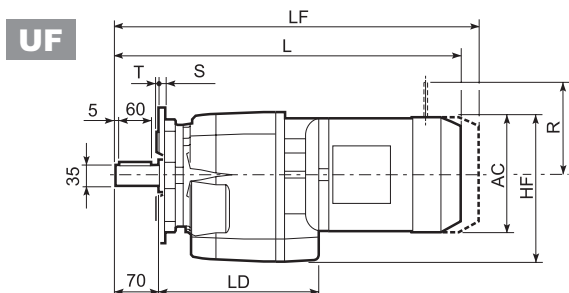
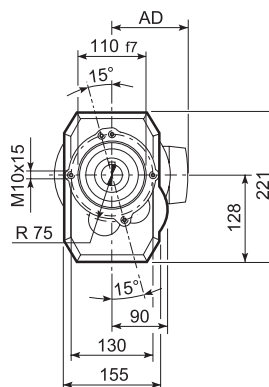
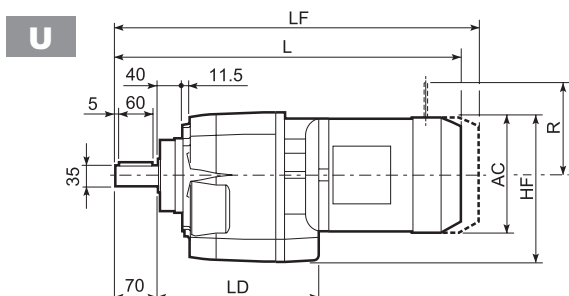
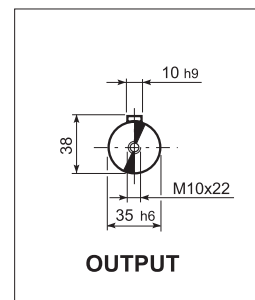
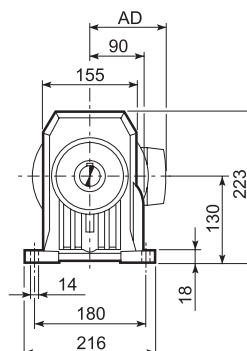
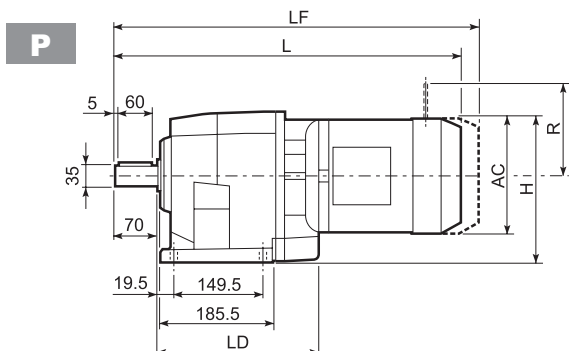


C 36_U						
	D1	D2	D3	G	T	S
FA	130	165	200	11	3.5	11
FB	180	215	250	14	4	14

		A	B	E	F	F1	F2	F3	F4	V	kg
C 36 2	HS	415.5	295.5	50	24	27	8	2.5	45	M8x19	25.5
C 36 3		415.5	295.5	50	24	27	8	2.5	45	M8x19	25.5
C 36 4		390.5	280.5	40	16	18	5	2.5	36	M6x16	26.5

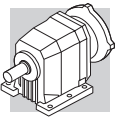


C 41...M



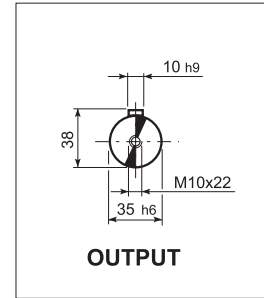
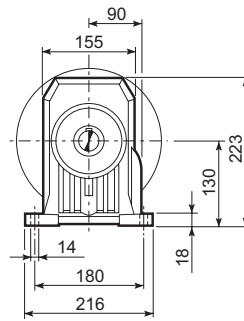
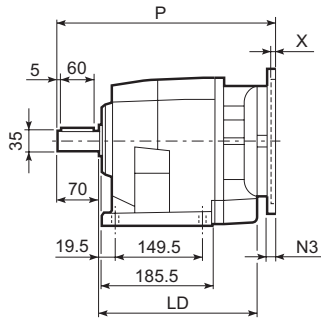
C 41_U						
	D1	D2	D3	G	T	S
FA	130	165	200	11	3.5	11
FB	180	215	250	14	4	13

			AC	H	HF	L	LD	AD	Kg	M...FD	Kg	M...FD		M...FA	
										M...FA		R	AD	R	AD
C 41 2/3	S1	M1	138	199	197	491.5	220	108	25	552.5	28	103	135	124	108
C 41 2/3	S2	M2S	156	208	206	519.5	235.5	119	31	590.5	34	129	146	134	119
C 41 2/3	S3	M3S	195	227.5	225.5	563.5	251.5	142	36	659.5	41	160	158	160	142
C 41 2/3	S3	M3L	195	227.5	225.5	595.5	251.5	142	45	686.5	50	160	158	160	142
C 41 2/3	S4	M4	258	259	257	703.5	—	193	71	812.5	83	226	210	217	193
C 41 2/3	S4	M4LC	258	259	257	739	—	193	78	838	91	226	210	217	193
C 41 4	S05	M05	231	245.5	243.5	524	—	95	27	590	28	96	122	116	95
C 41 4	S1	M1	138	199	197	553	—	108	28	614	31	103	135	124	108
C 41 4	S2	M2S	156	208	206	581	—	119	34	652	37	129	146	134	119
C 41 4	S3	M3S	195	227.5	225.5	625	—	142	39	721	44	160	158	160	142
C 41 4	S3	M3L	195	227.5	225.5	657	—	142	48	748	53	160	158	160	142

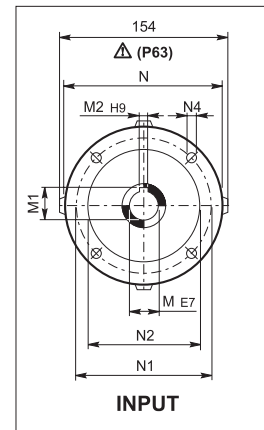
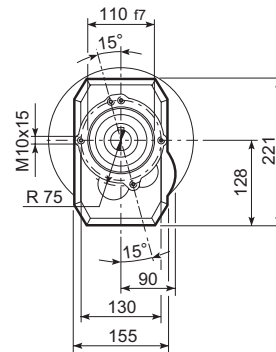
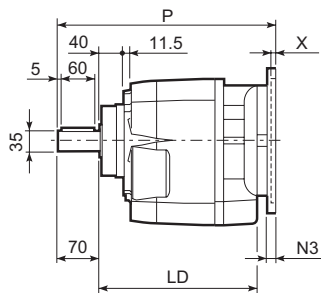


C 41...P(IEC)

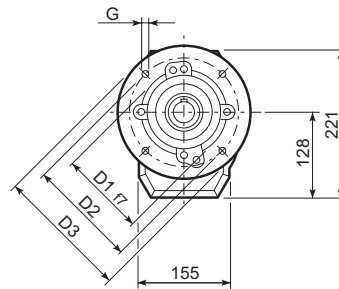
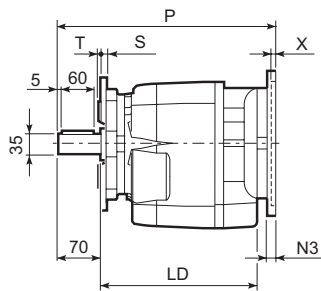
P



U



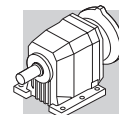
UF



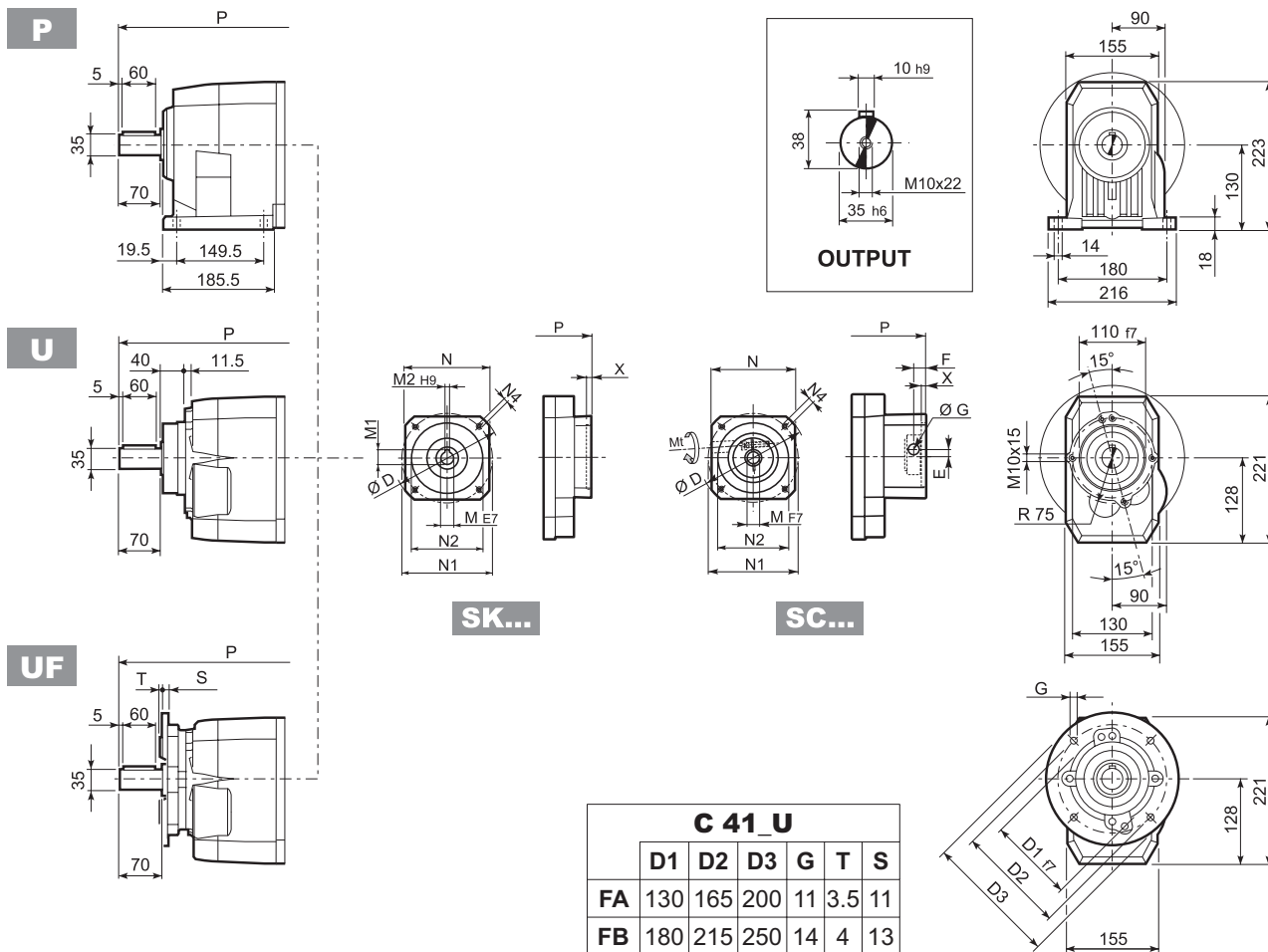
C 41 U

	D1	D2	D3	G	T	S
FA	130	165	200	11	3.5	11
FB	180	215	250	14	4	13

		LD	M	M1	M2	N	N1	N2	N3	N4	X	P	kg
C 41 2/3	P63	235.5	11	12.8	4	140	115	95	—	M8x19	4	336.5	27
C 41 2/3	P71	235.5	14	16.3	5	160	130	110	—	M8x16	4.5	336.5	28
C 41 2/3	P80	251.5	19	21.8	6	200	165	130	—	M10x12	4	356	29
C 41 2/3	P90	251.5	24	27.3	8	200	165	130	—	M10x12	4	356	29
C 41 2/3	P100	—	28	31.3	8	250	215	180	—	M12x16	4.5	366	33
C 41 2/3	P112	—	28	31.3	8	250	215	180	—	M12x16	4.5	366	33
C 41 2/3	P132	—	38	41.3	10	300	265	230	16	14	5	402.5	35
C 41 4	P63	—	11	12.8	4	140	115	95	—	M8x19	4	395	30
C 41 4	P71	—	14	16.3	5	160	130	110	—	M8x16	4.5	395	31
C 41 4	P80	—	19	21.8	6	200	165	130	—	M10x12	4	414.5	32
C 41 4	P90	—	24	27.3	8	200	165	130	—	M10x12	4	414.5	32
C 41 4	P100	—	28	31.3	8	250	215	180	—	M12x16	4.5	424.5	36
C 41 4	P112	—	28	31.3	8	250	215	180	—	M12x16	4.5	424.5	36

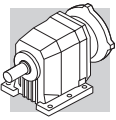


C 41...SK / SC

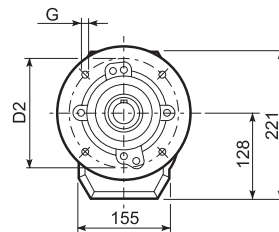
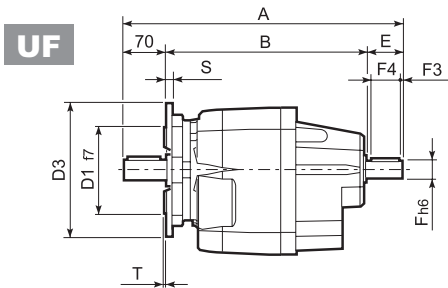
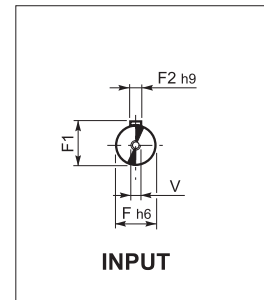
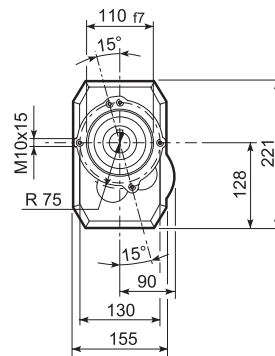
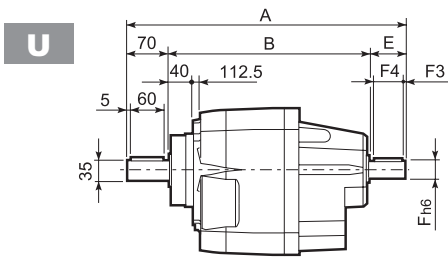
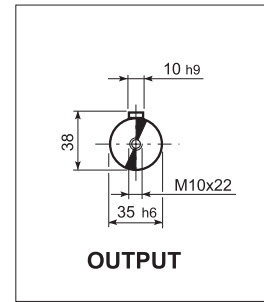
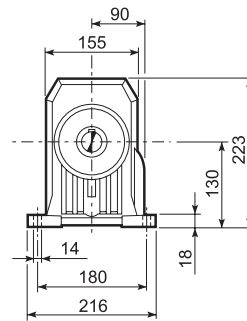
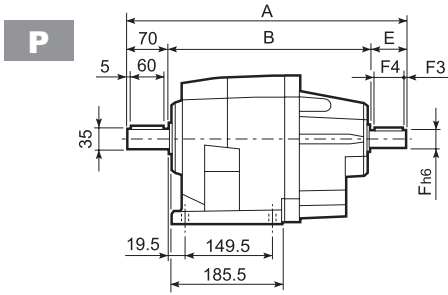


Motor Icon	Gear Icon	D	M	M1	M2	N	N1	N2	N4	X	P		Kg
											2/3x	4x	
C41 4	SK60A	102	11	12.8	4	82	75	60	M5x10	3.5	—	370	31
C41 4	SK60B	102	14	16.3	5	82	75	60	M5x10	4	—	377	32
C41 4	SK80A	115	14	16.3	5	90	100	80	M6x12	4	—	377	32
C41 2/3	SK80B	120	14	16.3	5	96	100	80	M6x12	4	356.5	—	29/29
C41 2/3/4	SK80C	120	19	21.8	6	96	100	80	M6x12	4	356.5	418	29/29/32
C41 2/3/4	SK95A	130	14	16.3	5	102	115	95	M8x12	4	356.5	418	29/29/32
C41 2/3/4	SK95B	130	19	21.8	6	102	115	95	M8x12	4	356.5	418	29/29/33
C41 2/3/4	SK95C	130	24	27.3	8	102	115	95	M8x12	4	356.5	418	29/29/36
C41 2/3/4	SK110A	150	19	21.8	6	120	130	110	M8x12	5	356.5	418	29/29/36
C41 2/3/4	SK110B	150	24	27.3	8	120	130	110	M8x12	5	356.5	418	29/29/36
C41 2/3	SK130A	188	24	27.3	8	142	165	130	M10x20	5	356.5	—	31/31
C41 2/3	SK130B	189	32	35.3	10	160	165	130	M10x20	5	403	—	33/33
C41 2/3	SK180A	240	32	35.3	10	192	215	180	M12x19	5	403	—	33/33
C41 2/3	SK180B	240	38	41.3	10	192	215	180	M12x19	5	403	—	38/38

Motor Icon	Gear Icon	Mt	D	E	F	G	M	N	N1	N2	N4	X	P		Kg
													2/3x	4x	
C41 4	SC60A	M6 15 Nm	102	7	12.5	12.5	11	82	75	60	M5x10	4	—	397	32
C41 4	SC60B	M6 15 Nm	102	7	12.5	12.5	14	82	75	60	M5x10	4	—	397	33
C41 4	SC80A	M6 15 Nm	115	6	12.5	12.5	14	90	100	80	M6x12	4	—	397	33
C41 2/3	SC80B	M6 15 Nm	120	15.5	14.5	17.75	14	96	100	80	M6x12	4	380	—	30/30
C41 2/3/4	SC80C	M6 15 Nm	120	15.5	14.5	17.75	19	96	100	80	M6x12	4	380	441.5	30/30/33
C41 2/3/4	SC95A	M6 15 Nm	130	16.5	15	17.75	14	102	115	95	M8x16	4	380	441.5	30/30/34
C41 2/3/4	SC95B	M6 15 Nm	130	16.5	15	17.75	19	102	115	95	M8x16	4	380	441.5	30/30/34
C41 2/3/4	SC95C	M6 15 Nm	130	16.5	15	17.75	24	102	115	95	M8x16	4	380	441.5	30/30/35
C41 2/3/4	SC110A	M6 15 Nm	150	16.5	16	17.75	19	120	130	110	M8x16	5	380	441.5	31/31/39
C41 2/3/4	SC110B	M6 15 Nm	150	16.5	16	17.75	24	120	130	110	M8x16	5	380	441.5	31/31/39
C41 2/3	SC130A	M6 15 Nm	188	19	16	17.75	24	142	165	130	M10x20	5	380	—	32/32
C41 2/3	SC130B	M8 36 Nm	189	20	17	17.75	32	160	165	130	M10x20	5	426	—	36/36
C41 2/3	SC180A	M8 36 Nm	240	20	17.5	17.75	32	192	215	180	M12x24	5	430	—	36/36
C41 2/3	SC180B	M8 36 Nm	240	20	17.5	17.75	38	192	215	180	M12x24	5	430	—	35/35

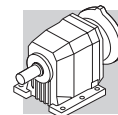


C 41...HS

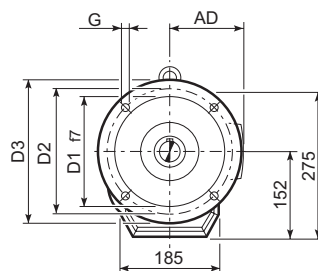
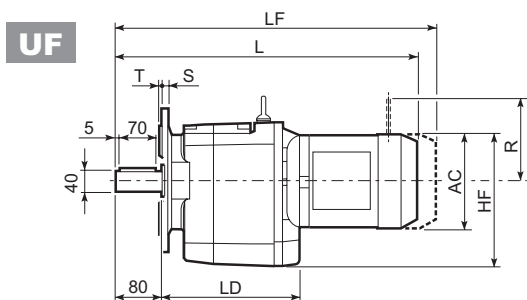
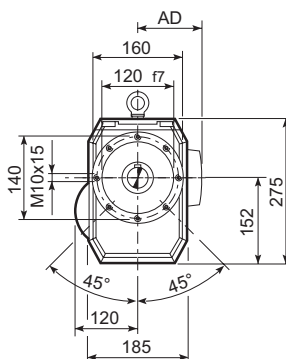
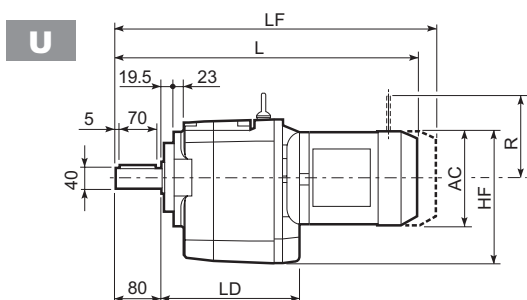
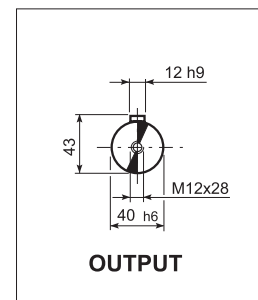
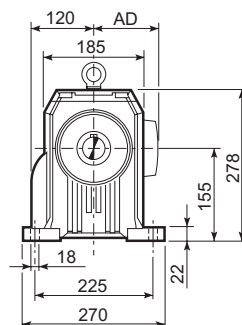
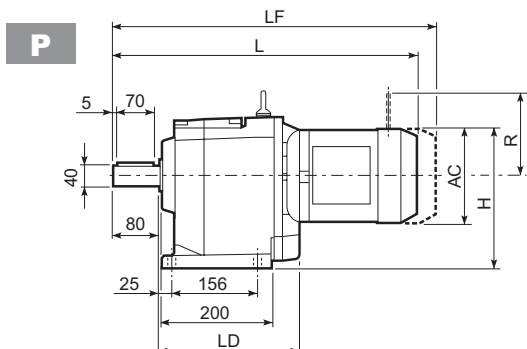


C 41 U						
	D1	D2	D3	G	T	S
FA	130	165	200	11	3.5	11
FB	180	215	250	14	4	13

		A	B	E	F	F1	F2	F3	F4	V	kg
C 41 2	HS	425.5	305.5	50	24	27	8	2.5	45	M8x19	30
C 41 3		425.5	305.5	50	24	27	8	2.5	45	M8x19	30
C 41 4		448	338	40	19	21.5	6	2.5	35	M6x16	33

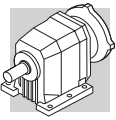


C 51...M



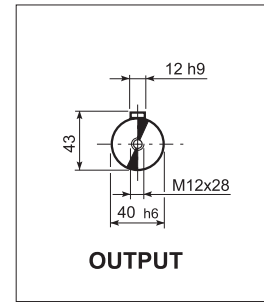
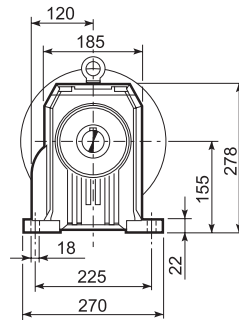
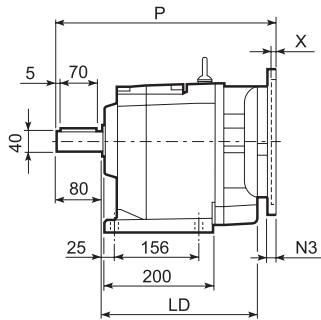
C 51_U						
	D1	D2	D3	G	T	S
FA	180	215	250	14	4	13
FB	230	265	300	14	4	16

			AC	H	HF	L	LD	AD	Kg	M...FD M...FA		M...FD		M...FA	
										LF	Kg	R	AD	R	AD
C 51 2/3	S1	M1	138	224	221	517.5	—	108	49	578.5	52	103	135	124	108
C 51 2/3	S2	M2S	156	233	230	545.5	252.5	119	53	616.5	57	129	146	134	119
C 51 2/3	S3	M3S	195	252.5	249.5	589.5	267.5	142	58	685.5	65	160	158	160	142
C 51 2/3	S3	M3L	195	252.5	249.5	621.5	267.5	142	65	712.5	72	160	158	160	142
C 51 2/3	S4	M4	258	284	281	729.5	—	193	99	838.5	117	226	210	217	193
C 51 2/3	S4	M4LC	258	284	281	764.5	—	193	107	863.5	125	226	210	217	193
C 51 2/3	S5	M5S	310	310	307	816	—	245	127	956	157	266	245	247	245
C 51 2/3	S5	M5L	310	310	307	860	—	245	143	1000	173	266	245	247	245
C 51 4	S1	M1	138	224	221	589	—	108	52	650	55	103	135	124	108
C 51 4	S2	M2S	156	233	230	617	—	119	56	688	60	129	146	134	119
C 51 4	S3	M3S	195	252.5	249.5	661	—	142	61	757	68	160	158	160	142
C 51 4	S3	M3L	195	252.5	249.5	693	—	142	68	784	75	160	158	160	142
C 51 4	S4	M4	258	284	281	801	—	193	98	910	111	226	210	217	193
C 51 4	S4	M4LC	258	284	281	836	—	193	112	935	125	226	210	217	193

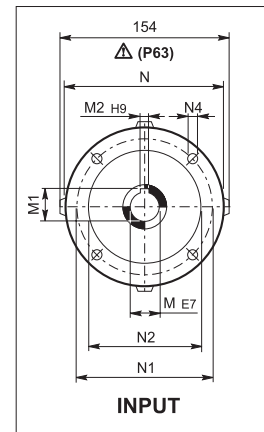
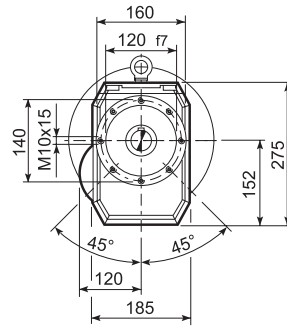
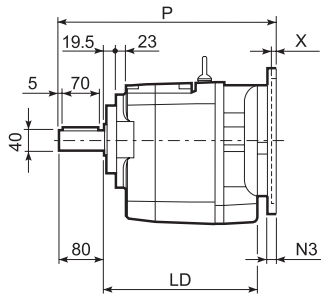


C 51...P(IEC)

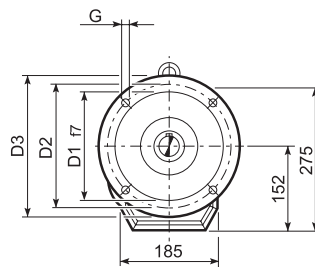
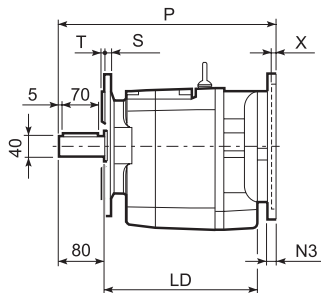
P



U



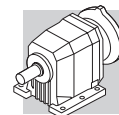
UF



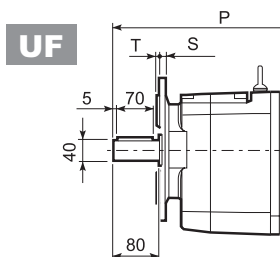
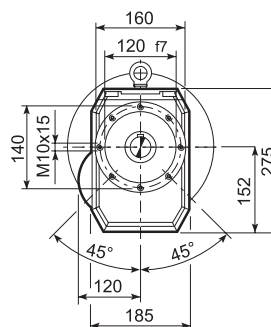
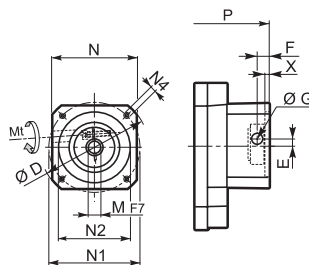
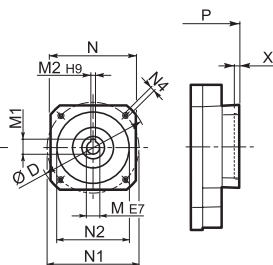
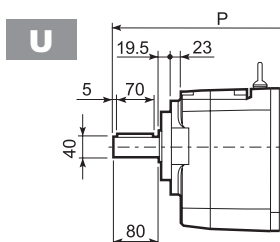
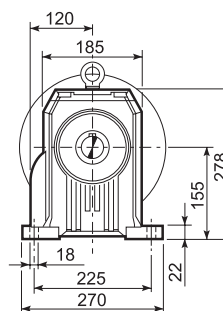
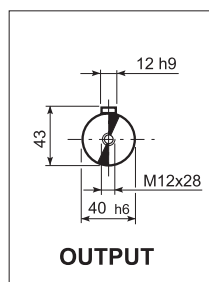
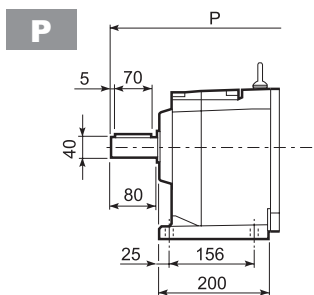
C 51_U

	D1	D2	D3	G	T	S
FA	180	215	250	14	4	13
FB	230	265	300	14	4	16

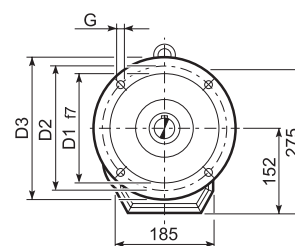
		LD	M	M1	M2	N	N1	N2	N3	N4	X	P	kg
C 51 2/3	P63	252.5	11	12.8	4	140	115	95	—	M8x19	4	362.5	45
C 51 2/3	P71	252.5	14	16.3	5	160	130	110	—	M8x16	4.5	362.5	45
C 51 2/3	P80	267.5	19	21.8	6	200	165	130	—	M10x12	4	382	47
C 51 2/3	P90	267.5	24	27.3	8	200	165	130	—	M10x12	4	382	47
C 51 2/3	P100	252.5	28	31.3	8	250	215	180	—	M12x16	4.5	392	51
C 51 2/3	P112	252.5	28	31.3	8	250	215	180	—	M12x16	4.5	392	51
C 51 2/3	P132	252.5	38	41.3	10	300	265	230	16	14	5	428.5	54
C 51 2/3	P160	—	42	45.3	12	350	300	250	23	18	5.5	479	58
C 51 2/3	P180	—	48	51.8	14	350	300	250	23	18	5.5	479	58
C 51 4	P63	—	11	12.8	4	140	115	95	—	M8x19	4	434	47
C 51 4	P71	—	14	16.3	5	160	130	110	—	M8x16	4.5	434	47
C 51 4	P80	—	19	21.8	6	200	165	130	—	M10x12	4	453.5	49
C 51 4	P90	—	24	27.3	8	200	165	130	—	M10x12	4	463.5	49
C 51 4	P100	—	28	31.3	8	250	215	180	—	M12x16	4.5	463.5	53
C 51 4	P112	—	28	31.3	8	250	215	180	—	M12x16	4.5	463.5	53
C 51 4	P132	—	38	41.3	10	300	265	230	16	14	5	500	62



C 51...SK / SC

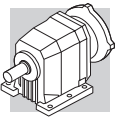


C 51_U						
	D1	D2	D3	G	T	S
FA	180	215	250	14	4	13
FB	230	265	300	14	4	16

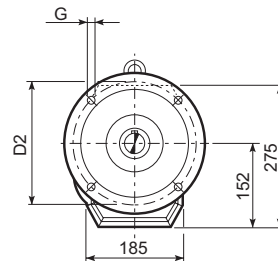
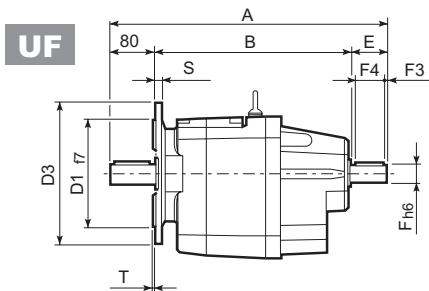
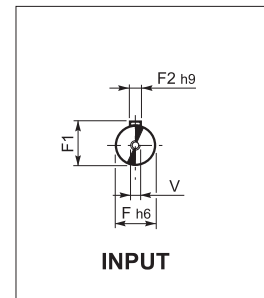
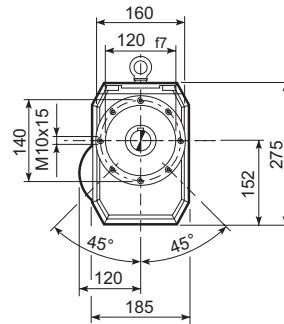
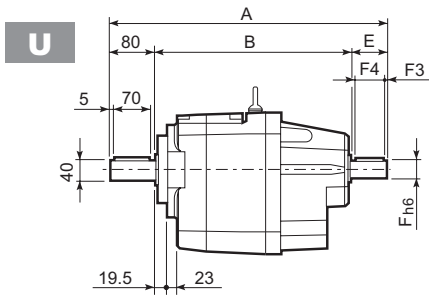
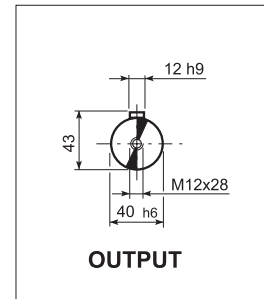
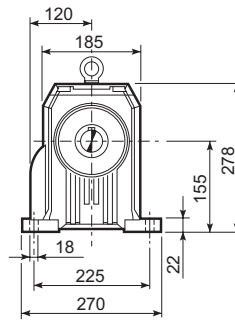
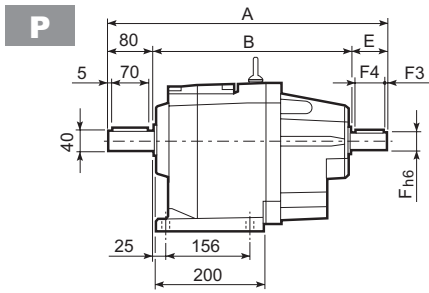


P	M	D	M1	M2	N	N1	N2	N4	X	P		Kg	
										2/3x	4x		
C 51 2/3	SK80B	120	14	16.3	5	96	100	80	M6x12	4	382	—	46/46
C 51 2/3/4	SK80C	120	19	21.8	6	96	100	80	M6x12	4	382	453.5	47/47/49
C 51 2/3/4	SK95A	130	14	16.3	5	102	115	95	M8x12	4	382	453.5	46/46/48
C 51 2/3/4	SK95B	130	19	21.8	6	102	115	95	M8x12	4	382	453.5	47/47/49
C 51 2/3/4	SK95C	130	24	27.3	8	102	115	95	M8x12	4	382	453.5	47/47/49
C 51 2/3/4	SK110A	150	19	21.8	6	120	130	110	M8x12	5	382	453.5	47/47/51
C 51 2/3/4	SK110B	150	24	27.3	8	120	130	110	M8x12	5	382	453.5	47/47/51
C 51 2/3/4	SK130A	188	24	27.3	8	142	165	130	M10x20	5	382	453.5	49/49/52
C 51 2/3	SK130B	189	32	35.3	10	160	165	130	M10x20	5	428.5	—	55/55
C 51 2/3	SK180A	240	32	35.3	10	192	215	180	M12x19	5	428.5	—	55/55
C 51 2/3	SK180B	240	38	41.3	10	192	215	180	M12x19	5	428.5	—	55/55

P	M	D	Mt	E	F	G	M	N	N1	N2	N4	X	P		Kg	
													2/3x	4x		
C 51 2/3	SC80B	M6	15 Nm	120	15.5	14.5	17.75	14	96	100	80	M6x12	4	405.5	—	47/47
C 51 2/3/4	SC80C	M6	15 Nm	120	15.5	14.5	17.75	19	96	100	80	M6x12	4	405.5	477	48/48/50
C 51 2/3/4	SC95A	M6	15 Nm	130	16.5	15	17.75	14	102	115	95	M8x16	4	405.5	477	47/47/49
C 51 2/3/4	SC95B	M6	15 Nm	130	16.5	15	17.75	19	102	115	95	M8x16	4	405.5	477	48/48/50
C 51 2/3/4	SC95C	M6	15 Nm	130	16.5	15	17.75	24	102	115	95	M8x16	4	405.5	477	48/48/50
C 51 2/3/4	SC110A	M6	15 Nm	150	16.5	16	17.75	19	120	130	110	M8x16	5	405.5	477	49/49/52
C 51 2/3/4	SC110B	M6	15 Nm	150	16.5	16	17.75	24	120	130	110	M8x16	5	405.5	477	49/49/52
C 51 2/3/4	SC130A	M6	15 Nm	188	19	16	17.75	24	142	165	130	M10x20	5	405.5	477	50/50/53
C 51 2/3	SC130B	M8	36 Nm	189	20	17	17.75	32	160	165	130	M10x20	5	451.5	—	54/54
C 51 2/3	SC180A	M8	36 Nm	240	20	17.5	17.75	32	192	215	180	M12x24	5	455.5	—	54/54
C 51 2/3	SC180B	M8	36 Nm	240	20	17.5	17.75	38	192	215	180	M12x24	5	455.5	—	54/54

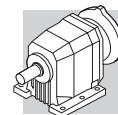


C 51...HS



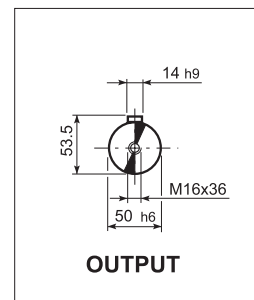
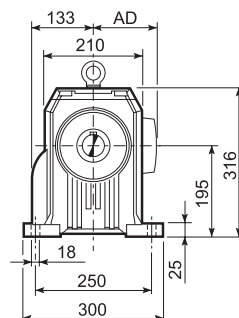
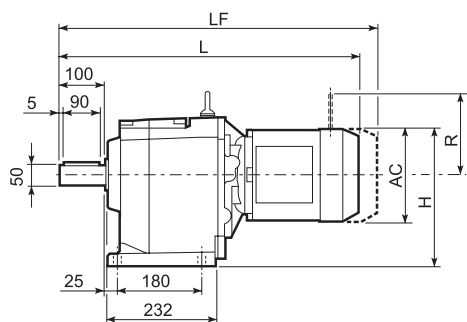
C 51_U						
	D1	D2	D3	G	T	S
FA	180	215	250	14	4	13
FB	230	265	300	14	4	16

		A	B	E	F	F1	F2	F3	F4	V	Kg
C 51 2	HS	451.5	322	50	24	24	8	2.5	45	M8x19	45
C 51 3		451.5	322	50	24	24	8	2.5	45	M8x19	45
C 51 4		484	364	40	19	21.5	6	2.5	35	M6x16	48

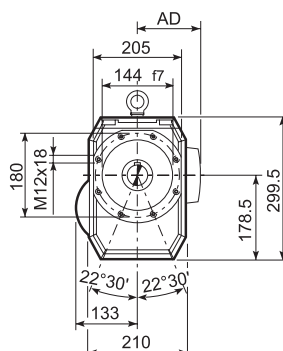
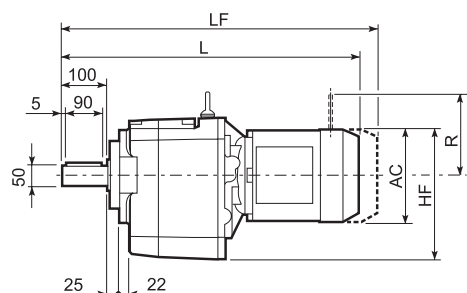


C 61...M

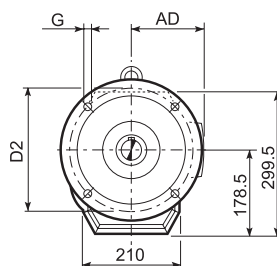
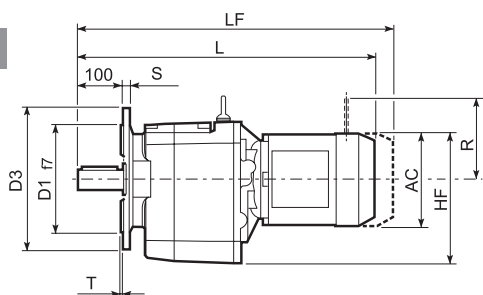
P



U



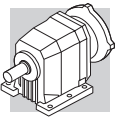
UF



C 61_U

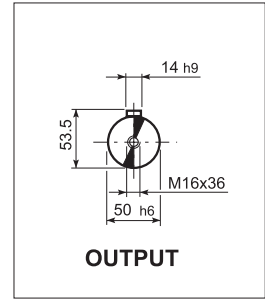
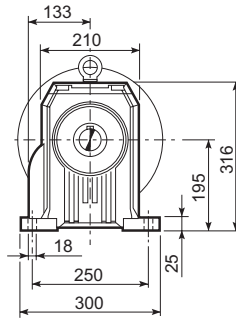
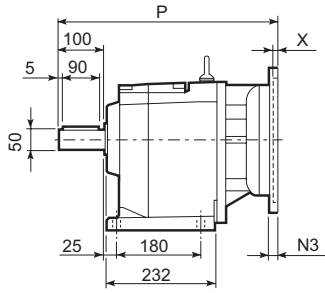
	D1	D2	D3	G	T	S
FA	230	265	300	14	4	16
FB	250	300	350	18	5	18

			AC	H	HF	L	LD	AD	Kg	M...FD M...FA		M...FD		M...FA	
										LF	Kg	R	AD	R	AD
C 61 2/3	S2	M2S	156	273	256.5	598.5	119	61	669.5	65	129	146	134	119	108
C 61 2/3	S3	M3S	195	292.5	276	642.5	142	66	738.5	74	160	158	160	142	119
C 61 2/3	S3	M3L	195	292.5	276	674.5	142	74	765.5	81	160	158	160	142	142
C 61 2/3	S4	M4	258	324	307.5	782.5	193	108	891.5	126	226	210	217	193	142
C 61 2/3	S4	M4LC	258	324	307.5	817.5	193	116	916.5	134	226	210	217	193	193
C 61 2/3	S5	M5S	310	350	333.5	869	245	136	1009	166	266	245	247	245	193
C 61 2/3	S5	M5L	310	350	333.5	913	245	152	1053	182	266	245	247	245	245
C 61 4	S1	M1	138	264	247.5	641	108	71	702	74	103	135	124	108	245
C 61 4	S2	M2S	156	273	256.5	669	119	75	740	78	129	146	134	119	108
C 61 4	S3	M3S	195	292.5	276	713	142	79	809	87	160	158	160	142	119
C 61 4	S3	M3L	195	292.5	276	745	142	87	836	94	160	158	160	142	142

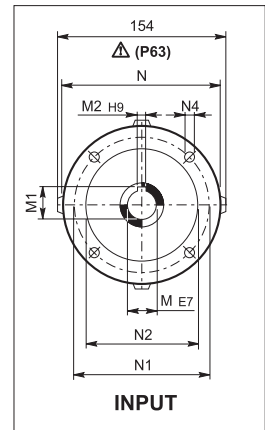
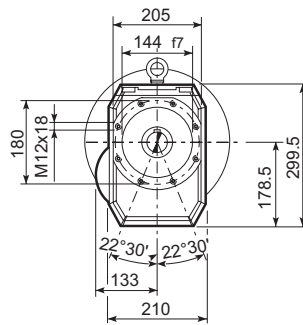
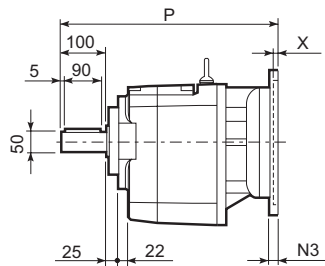


C 61...P(IEC)

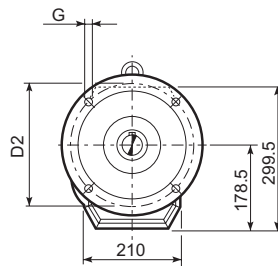
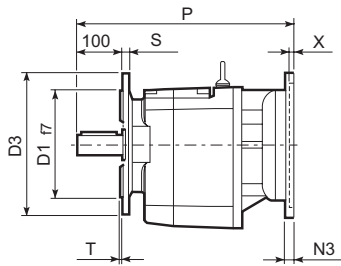
P



U

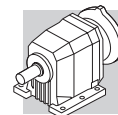


UF

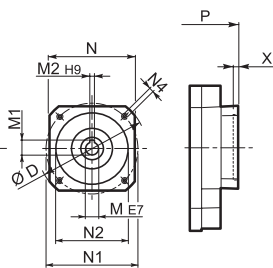
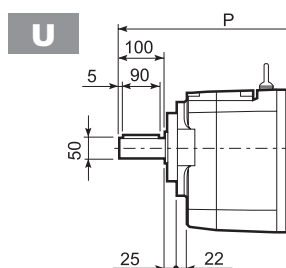
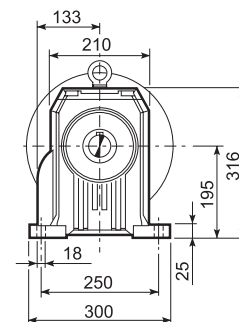
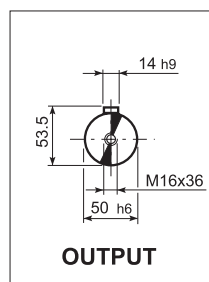
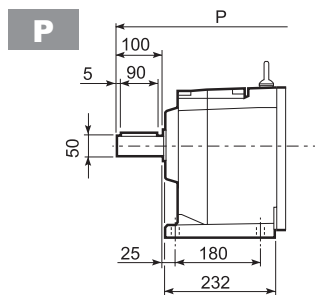


		C 61_U					
		D1	D2	D3	G	T	S
FA		230	265	300	14	4	16
FB		250	300	350	18	5	18

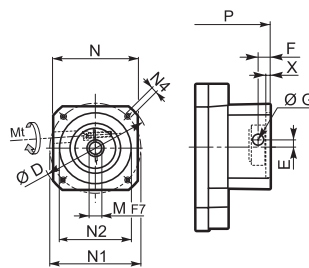
		M	M1	M2	N	N1	N2	N3	N4	X	P	Kg
C 61 2/3	P63	11	12.8	4	140	115	95	—	M8x19	4	415.5	55
C 61 2/3	P71	14	16.3	5	160	130	110	—	M8x16	4.5	415.5	57
C 61 2/3	P80	19	21.8	6	200	165	130	—	M10x12	4	435	61
C 61 2/3	P90	24	27.3	8	200	165	130	—	M10x12	4	435	61
C 61 2/3	P100	28	31.3	8	250	215	180	—	M12x16	4.5	444	65
C 61 2/3	P112	28	31.3	8	250	215	180	—	M12x16	4.5	444	65
C 61 2/3	P132	38	41.3	10	300	265	230	16	14	5	481.5	68
C 61 2/3	P160	42	45.3	12	350	300	250	23	18	5.5	532	73
C 61 2/3	P180	48	51.8	14	350	300	250	23	18	5.5	532	73
C 61 4	P63	11	12.8	4	140	115	95	—	M8x19	4	486	61
C 61 4	P71	14	16.3	5	160	130	110	—	M8x16	4.5	489	63
C 61 4	P80	19	21.8	6	200	165	130	—	M10x12	4	505.5	67
C 61 4	P90	24	27.3	8	200	165	130	—	M10x12	4	505.5	67
C 61 4	P100	28	31.3	8	250	215	180	—	M12x16	4.5	515.5	71
C 61 4	P112	28	31.3	8	250	215	180	—	M12x16	4.5	515.5	71



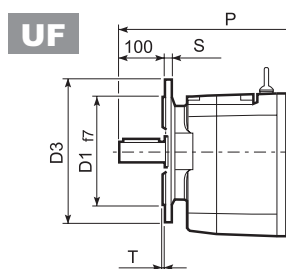
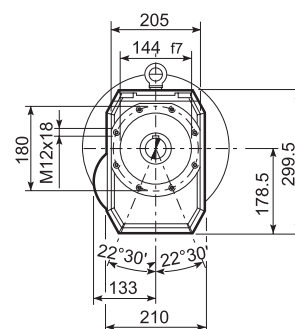
C 61...SK / SC



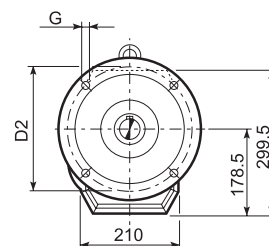
SK...



SC...

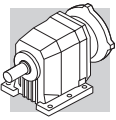


C 61_U						
	D1	D2	D3	G	T	S
FA	230	265	300	14	4	16
FB	250	300	350	18	5	18



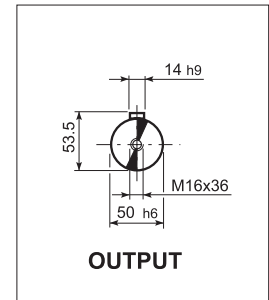
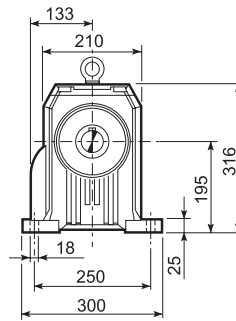
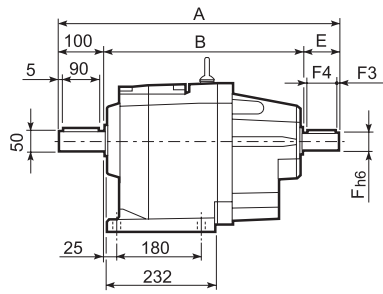
Motor Type	Gear Type	D	M	M1	M2	N	N1	N2	N4	X	P		Kg
											2/3x	4x	
C 61 4	SK80B	120	14	16.3	5	96	100	80	M6x12	4	—	505.5	62
C 61 2/3/4	SK80C	120	19	21.8	6	96	100	80	M6x12	4	435	505.5	63/63/69
C 61 2/3/4	SK95A	130	14	16.3	5	102	115	95	M8x12	4	435	505.5	60/60/67
C 61 2/3/4	SK95B	130	19	21.8	6	102	115	95	M8x12	4	435	505.5	63/63/69
C 61 2/3/4	SK95C	130	24	27.3	8	102	115	95	M8x12	4	435	505.5	63/63/69
C 61 2/3/4	SK110A	140	19	21.8	6	120	130	110	M8x12	5	435	505.5	63/63/69
C 61 2/3/4	SK110B	140	24	27.3	8	120	130	110	M8x12	5	435	505.5	63/63/69
C 61 2/3/4	SK130A	188	24	27.3	8	142	165	130	M10x20	5	435	505.5	67/67/80
C 61 2/3	SK130B	189	32	35.3	10	160	165	130	M10x20	5	481.5	—	72/72
C 61 2/3	SK180A	240	32	35.3	10	192	215	180	M12x19	5	481.5	—	72/72
C 61 2/3	SK180B	240	38	41.3	10	192	215	180	M12x19	5	481.5	—	66/66

Motor Type	Gear Type	Mt	D	E	F	G	M	N	N1	N2	N4	X	P		Kg
													2/3x	4x	
C 61 4	SC80B	M6 15 Nm	120	15.5	14.5	17.75	14	96	100	80	M6x12	4	—	529	63
C 61 2/3/4	SC80C	M6 15 Nm	120	15.5	14.5	17.75	19	96	100	80	M6x12	4	458.5	529	64/64/70
C 61 2/3/4	SC95A	M6 15 Nm	130	16.5	15	17.75	14	102	115	95	M8x16	4	458.5	529	61/61/68
C 61 2/3/4	SC95B	M6 15 Nm	130	16.5	15	17.75	19	102	115	95	M8x16	4	458.5	529	64/64/70
C 61 2/3/4	SC95C	M6 15 Nm	130	16.5	15	17.75	24	102	115	95	M8x16	4	458.5	529	64/64/70
C 61 2/3/4	SC110A	M6 15 Nm	140	16.5	16	17.75	19	120	130	110	M8x16	5	458.5	529	65/65/70
C 61 2/3/4	SC110B	M6 15 Nm	140	16.5	16	17.75	24	120	130	110	M8x16	5	458.5	529	65/65/70
C 61 2/3/4	SC130A	M6 15 Nm	188	19	16	17.75	24	142	165	130	M10x20	5	458.5	529	66/66/81
C 61 2/3	SC130B	M8 36 Nm	189	20	17	17.75	32	160	165	130	M10x20	5	504.5	—	75/75
C 61 2/3	SC180A	M8 36 Nm	240	20	17.5	17.75	32	192	215	180	M12x24	5	508.5	—	75/75
C 61 2/3	SC180B	M8 36 Nm	240	20	17.5	17.75	38	192	215	180	M12x24	5	508.5	—	69/69

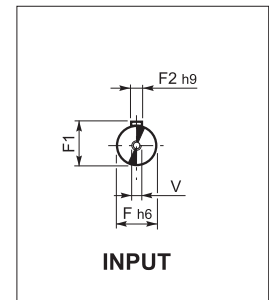
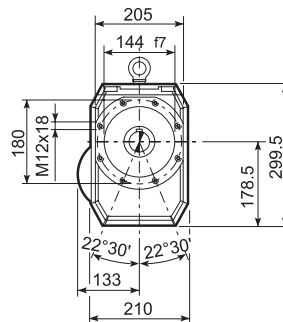
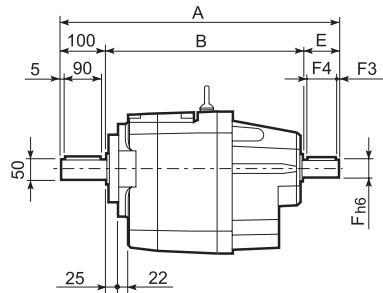


C 61...HS

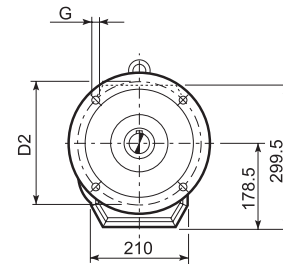
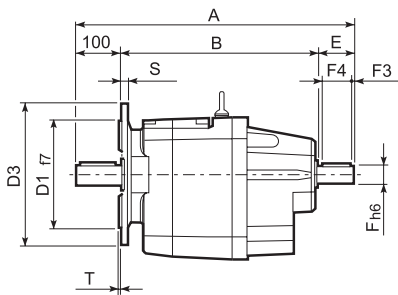
P



U

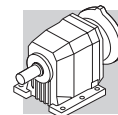


UF

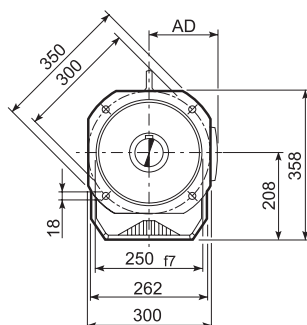
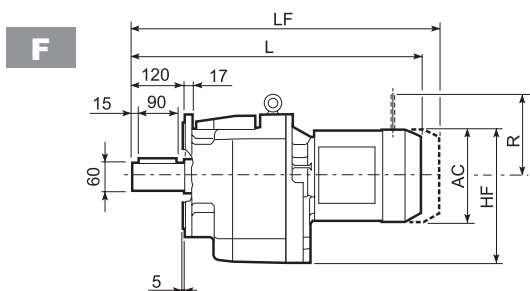
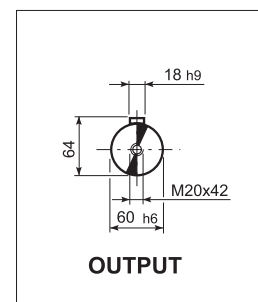
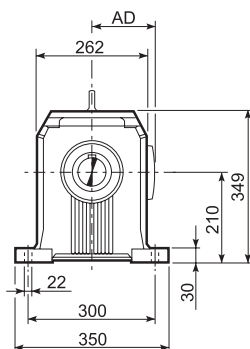
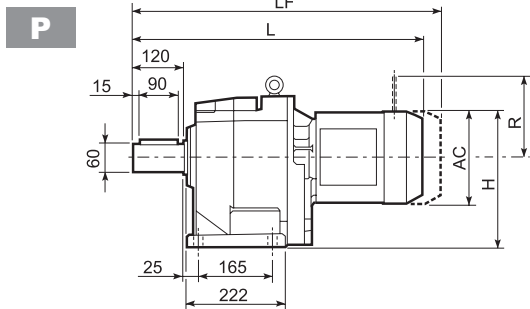


C 61_U						
	D1	D2	D3	G	T	S
FA	230	265	300	14	4	16
FB	250	300	350	18	5	18

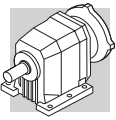
		A	B	E	F	F1	F2	F3	F4	V	kg
C 61 2	HS	532	372	60	28	31	8	5	50	M10x22	66
C 61 3		532	372	60	28	31	8	5	50	M10x22	66
C 61 4		575	425	50	24	27	8	2.5	45	M8x19	72



C 70...M

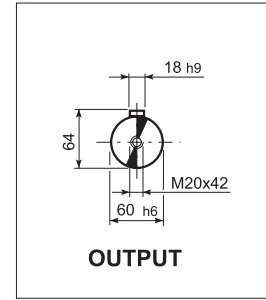
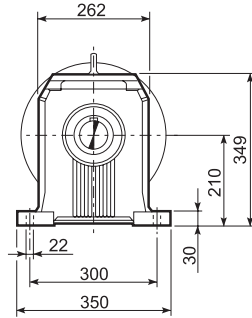
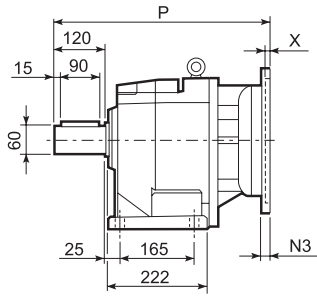


			AC	H	HF	L	AD	Kg	M...FD M...FA		M...FD		M...FA	
									LF	Kg	R	AD	R	AD
C 70 2/3	S2	M2S	156	288	286	636.5	119	88	707.5	92	129	146	134	119
C 70 2/3	S3	M3S	195	307.5	305.5	680.5	142	93	776.5	101	160	158	160	142
C 70 2/3	S3	M3L	195	307.5	305.5	712.5	142	101	803.5	108	160	158	160	142
C 70 2/3	S4	M4	258	339	337	820.5	193	135	929.5	153	226	210	217	193
C 70 2/3	S4	M4LC	258	339	337	855.5	193	143	954.5	161	226	210	217	193
C 70 2/3	S5	M5S	310	365	363	907	245	163	1047	193	266	245	247	245
C 70 2/3	S5	M5L	310	365	363	951	245	179	1091	209	266	245	247	245
C 70 4	S1	M1	138	279	277	659.5	108	88	720.5	91	103	135	124	108
C 70 4	S2	M2S	156	288	286	687.5	119	92	758.5	96	129	146	134	119
C 70 4	S3	M3S	195	307.5	305.5	731.5	142	97	827.5	104	160	158	160	142
C 70 4	S3	M3L	195	307.5	305.5	763.5	142	104	854.5	111	160	158	160	142
C 70 4	S4	M4	258	339	337	871.5	193	138	980.5	156	226	210	217	193
C 70 4	S4	M4LC	258	339	337	906.5	193	146	1005.5	164	226	210	217	193

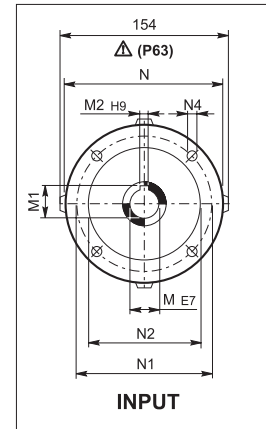
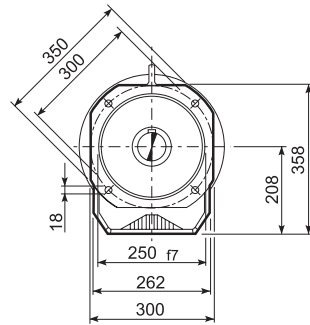
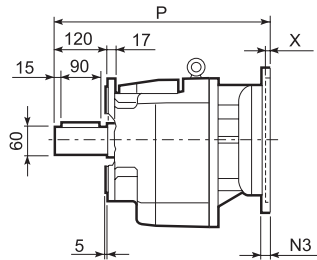


C 70...P(IEC)

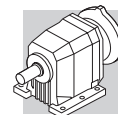
P



F

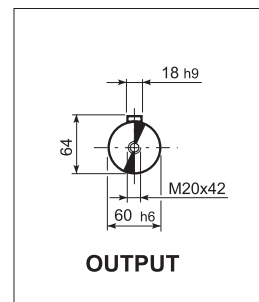
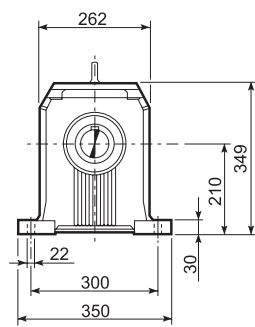
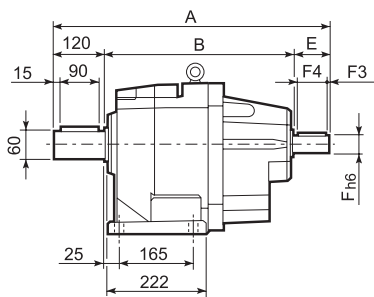


		M	M1	M2	N	N1	N2	N3	N4	X	P	
C 70 2/3	P80	19	21.8	6	200	165	130	—	M10x12	4	473	88
C 70 2/3	P90	24	27.3	8	200	165	130	—	M10x12	4	473	88
C 70 2/3	P100	28	31.3	8	250	215	180	—	M12x16	4.5	483	92
C 70 2/3	P112	28	31.3	8	250	215	180	—	M12x16	4.5	483	92
C 70 2/3	P132	38	41.3	10	300	265	230	16	14	5	519.5	95
C 70 2/3	P160	42	45.3	12	350	300	250	23	18	6	575	107
C 70 2/3	P180	48	51.8	14	350	300	250	23	18	6	575	107
C 70 2	P200	55	59.3	16	400	350	300	—	M16x25	7	600	129
C 70 4	P63	11	12.8	4	140	115	95	—	M8x19	4	504.5	91
C 70 4	P71	14	16.3	5	160	130	110	—	M8x16	4.5	504.5	91
C 70 4	P80	19	21.8	6	200	165	130	—	M10x12	4	524	92
C 70 4	P90	24	27.3	8	200	165	130	—	M10x12	4	524	92
C 70 4	P100	28	31.3	8	250	215	180	—	M12x16	4.5	534	96
C 70 4	P112	28	31.3	8	250	215	180	—	M12x16	4.5	534	96
C 70 4	P132	38	41.3	10	300	265	230	16	14	5	570.5	98

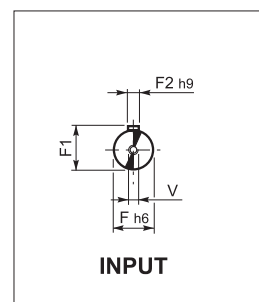
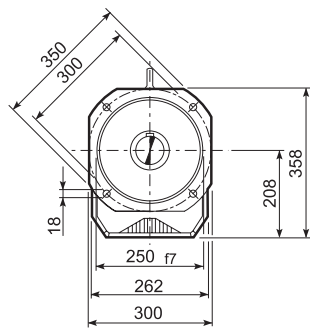
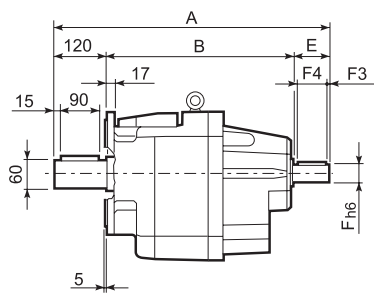


C 70...HS

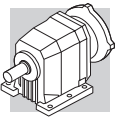
P



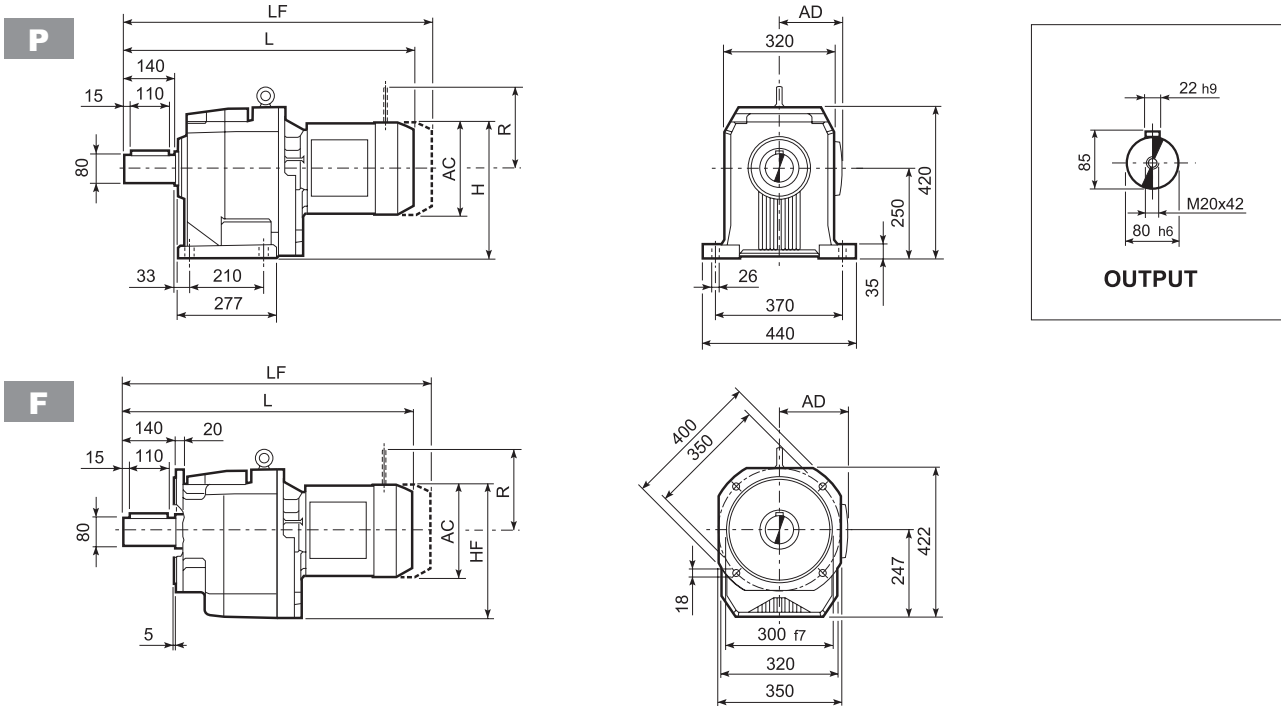
F



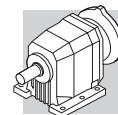
		A	B	E	F	F1	F2	F3	F4	V	kg
C 70 2	HS	657.5	427.5	110	42	45	12	10	90	M12x28	108
C 70 3		657.5	427.5	110	42	45	12	10	90	M12x28	108
C 70 4		593.5	423.5	50	24	27	8	2.5	45	M8x19	94



C 80...M

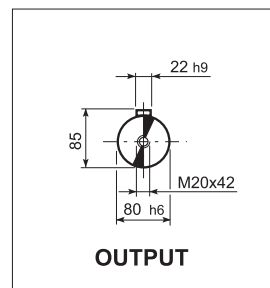
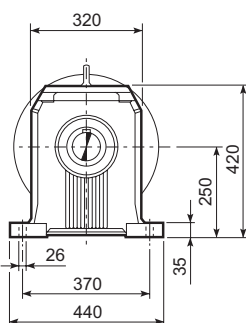
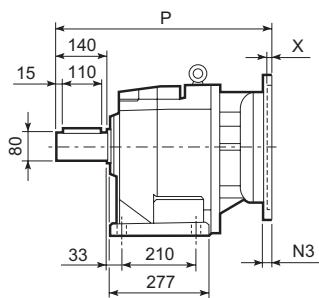


										M...FD M...FA		M...FD		M...FA	
			AC	H	HF	L	AD		LF		R	AD	R	AD	
C 80 2/3	S3	M3S	195	347.5	344.5	742.5	142	139	838.5	146	160	158	160	142	
C 80 2/3	S3	M3L	195	347.5	344.5	774.5	142	146	865.5	153	160	158	160	142	
C 80 2/3	S4	M4	258	379	376	882.5	193	180	991.5	196	226	210	217	193	
C 80 2/3	S4	M4LC	258	379	376	917.5	193	188	1016.5	204	226	210	217	193	
C 80 2/3	S5	M5S	310	405	402	969	245	208	1109	238	266	245	247	245	
C 80 2/3	S5	M5L	310	405	402	1013	245	224	1153	254	266	245	247	245	
C 80 4	S1	M1	138	319	316	733.5	108	133	794.5	136	103	135	124	108	
C 80 4	S2	M2S	156	328	325	761.5	119	137	832.5	141	129	146	134	119	
C 80 4	S3	M3S	195	347.5	344.5	805.5	142	142	901.5	149	160	158	160	142	
C 80 4	S3	M3L	195	347.5	344.5	837.5	142	149	928.5	156	160	158	160	142	
C 80 4	S4	M4	258	379	376	945.5	193	183	1054.5	201	226	210	217	193	
C 80 4	S4	M4LC	258	379	376	980.5	193	191	1079.5	209	226	210	217	193	



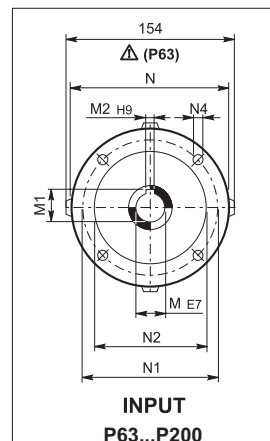
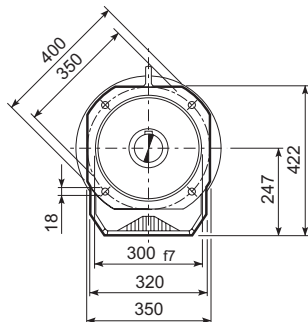
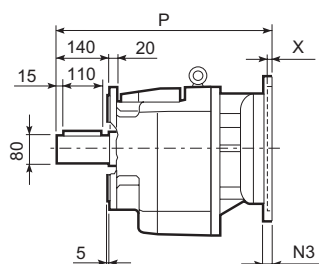
C 80...P(IEC)

P



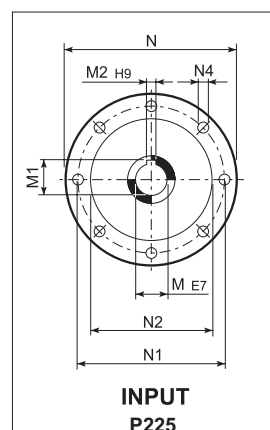
OUTPUT

F



INPUT

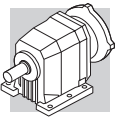
P63...P200



INPUT

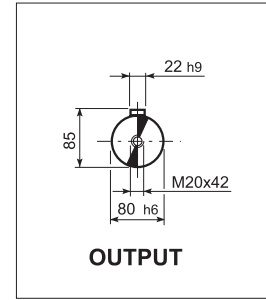
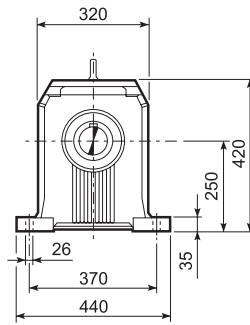
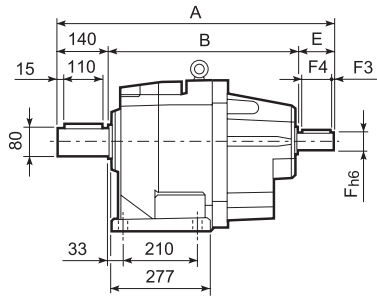
P225

		M	M1	M2	N	N1	N2	N3	N4	X	P	Kg
C 80 2/3	P80	19	21.8	6	200	165	130	—	M10x12	4	533	135
C 80 2/3	P90	24	27.3	8	200	165	130	—	M10x12	4	533	135
C 80 2/3	P100	28	31.3	8	250	215	180	—	M12x16	4.5	543	139
C 80 2/3	P112	28	31.3	8	250	215	180	—	M12x16	4.5	543	139
C 80 2/3	P132	38	41.3	10	300	265	230	16	14	5	579.5	141
C 80 2/3	P160	42	45.3	12	350	300	250	23	18	6	635	154
C 80 2/3	P180	48	51.8	14	350	300	250	23	18	6	635	154
C 80 2	P200	55	59.3	16	400	350	300	—	M16x25	7	660	176
C 80 2	P225	60	64.4	18	450	400	350	25	18	6	705.5	178
C 80 4	P63	11	12.8	4	140	115	95	—	M8x19	4	576.5	138
C 80 4	P71	14	16.3	5	160	130	110	—	M8x16	4.5	576.5	138
C 80 4	P80	19	21.8	6	200	165	130	—	M10x12	4	596	140
C 80 4	P90	24	27.3	8	200	165	130	—	M10x12	4	596	140
C 80 4	P100	28	31.3	8	250	215	180	—	M12x16	4.5	606	144
C 80 4	P112	28	31.3	8	250	215	180	—	M12x16	4.5	606	144
C 80 4	P132	38	41.3	10	300	265	230	16	M12x16	5	642.5	146

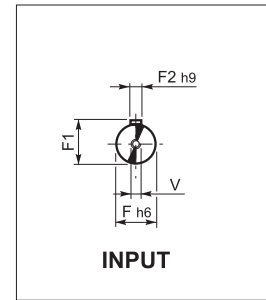
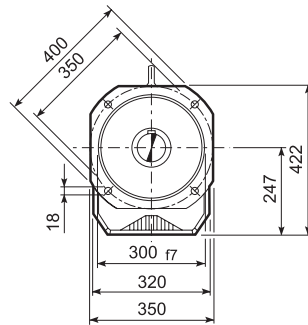
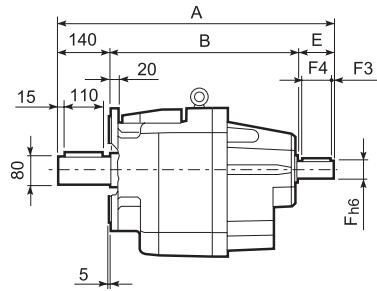


C 80...HS

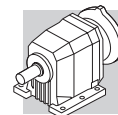
P



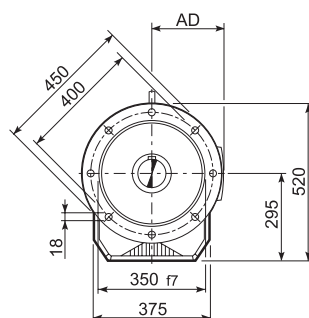
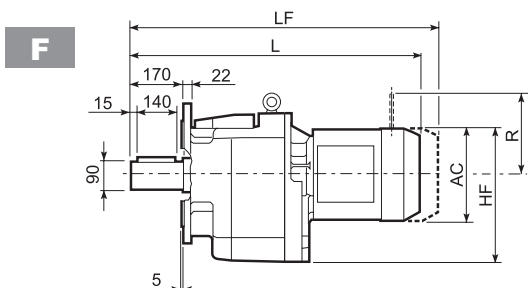
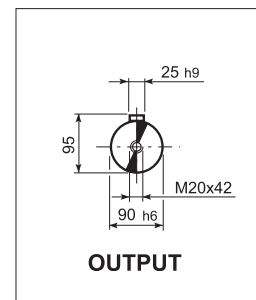
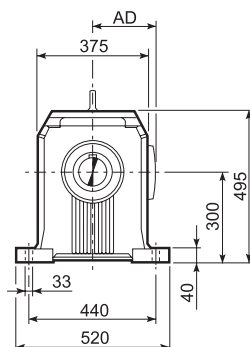
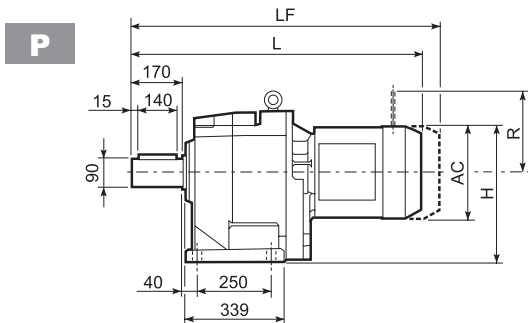
F



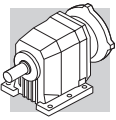
		A	B	E	F	F1	F2	F3	F4	V	kg
C 80 2	HS	718.5	468.5	110	42	45	12	10	90	M12x28	154
C 80 3		718.5	468.5	110	42	45	12	10	90	M12x28	154
C 80 4		666.5	476.5	50	24	27	8	2.5	45	M8x19	141



C 90...M

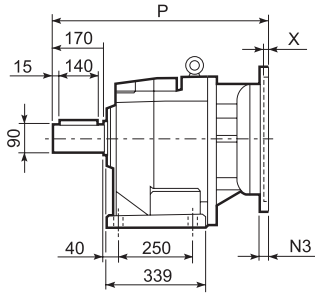


										M...FD M...FA		M...FD		M...FA	
			AC	H	HF	L	AD		LF		R	AD	R	AD	
	S3	M3S	195	397.5	392.5	852	142	228	948	236	160	158	160	142	
	S3	M3L	195	397.5	392.5	884	142	236	975	243	160	158	160	142	
	S4	M4	258	429	424	992	193	270	1101	288	226	210	217	193	
	S4	M4LC	258	429	424	1027	193	278	1126	296	226	210	217	193	
	S5	M5S	310	455	450	1078.5	245	298	1218.5	328	266	245	247	245	
	S5	M5L	310	455	450	1122.5	245	314	1262.5	344	266	245	247	245	
	S1	M1	138	369	364	862	108	226	923	228	103	135	124	108	
	S2	M2S	156	378	373	891	119	234	962	238	129	146	134	119	
	S3	M3S	195	397.5	392.5	935	142	239	1031	246	160	158	160	142	
	S3	M3L	195	397.5	392.5	967	142	246	1058	253	160	158	160	142	
	S4	M4	258	429	424	1075	193	280	1184	298	226	210	217	193	
	S4	M4LC	258	429	424	1126.5	193	288	1209	306	226	210	217	193	

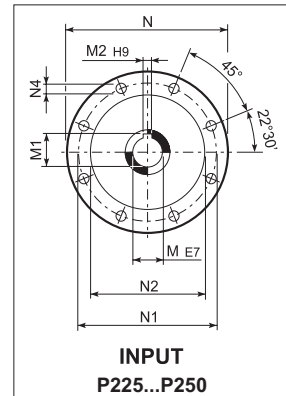
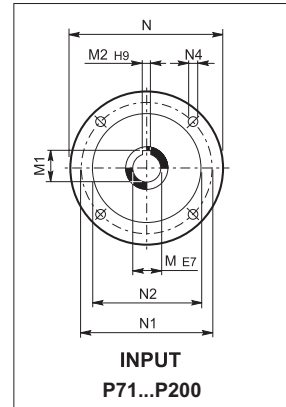
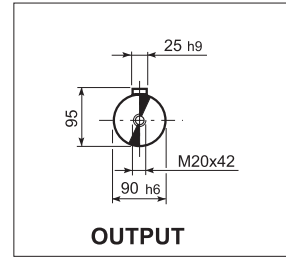
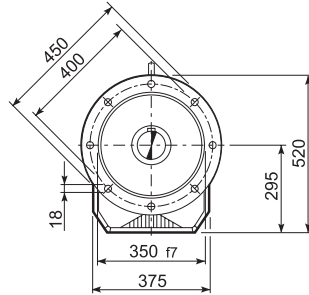
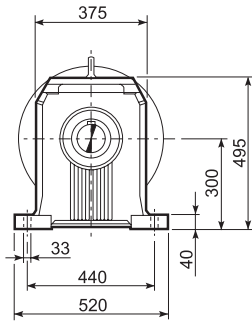
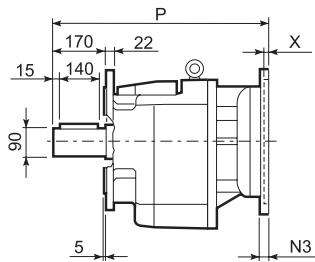


C 90...P(IEC)

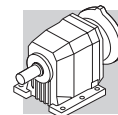
P



F

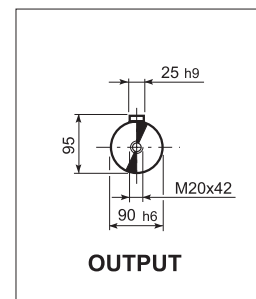
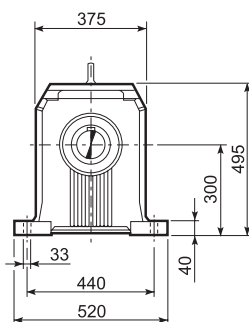
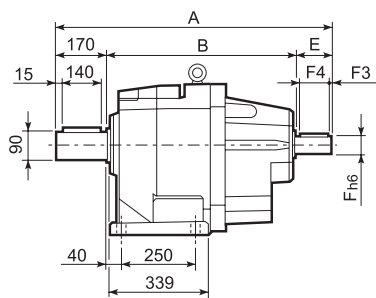


		M	M1	M2	N	N1	N2	N3	N4	X	P	Kg
C 90 2/3	P80	19	21.8	6	200	165	130	—	M10x12	4	644.5	229
C 90 2/3	P90	24	27.3	8	200	165	130	—	M10x12	4	644.5	229
C 90 2/3	P100	28	31.3	8	250	215	180	—	M12x16	4.5	654.5	234
C 90 2/3	P112	28	31.3	8	250	215	180	—	M12x16	4.5	654.5	234
C 90 2/3	P132	38	41.3	10	300	265	230	16	14	5	691	236
C 90 2/3	P160	42	45.3	12	350	300	250	23	18	6	746.5	251
C 90 2/3	P180	48	51.8	14	350	300	250	23	18	6	746.5	251
C 90 2/3	P200	55	59.3	16	400	350	300	—	M16x25	7	771.5	272
C 90 2/3	P225	60	64.4	18	450	400	350	30	18	6	817	273
C 90 2/3	P250	65	69.4	18	550	500	450	30	18	6	847	295
C 90 4	P63	11	12.8	4	140	115	95	—	M8x19	4	707.5	236
C 90 4	P71	14	16.3	5	160	130	110	—	M8x16	4.5	707.5	236
C 90 4	P80	19	21.8	6	200	165	130	—	M10x12	4	727	238
C 90 4	P90	24	27.3	8	200	165	130	—	M10x12	4	727	238
C 90 4	P100	28	31.3	8	250	215	180	—	M12x16	4.5	737	242
C 90 4	P112	28	31.3	8	250	215	180	—	M12x16	4.5	737	242
C 90 4	P132	38	41.3	10	300	265	230	16	14	5	773.5	244
C 90 4	P160	42	45.3	12	350	300	250	23	18	5.5	824	248
C 90 4	P180	48	51.8	14	350	300	250	23	18	5.5	824	248

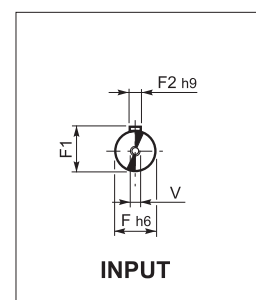
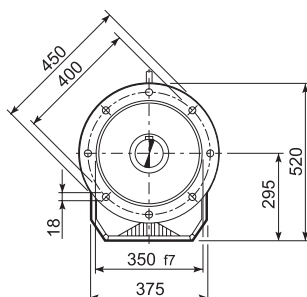
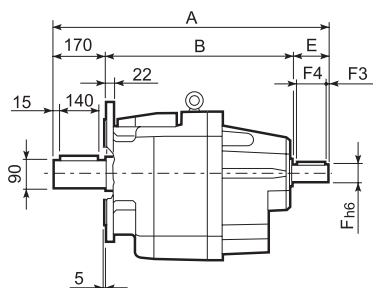


C 90...HS

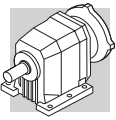
P



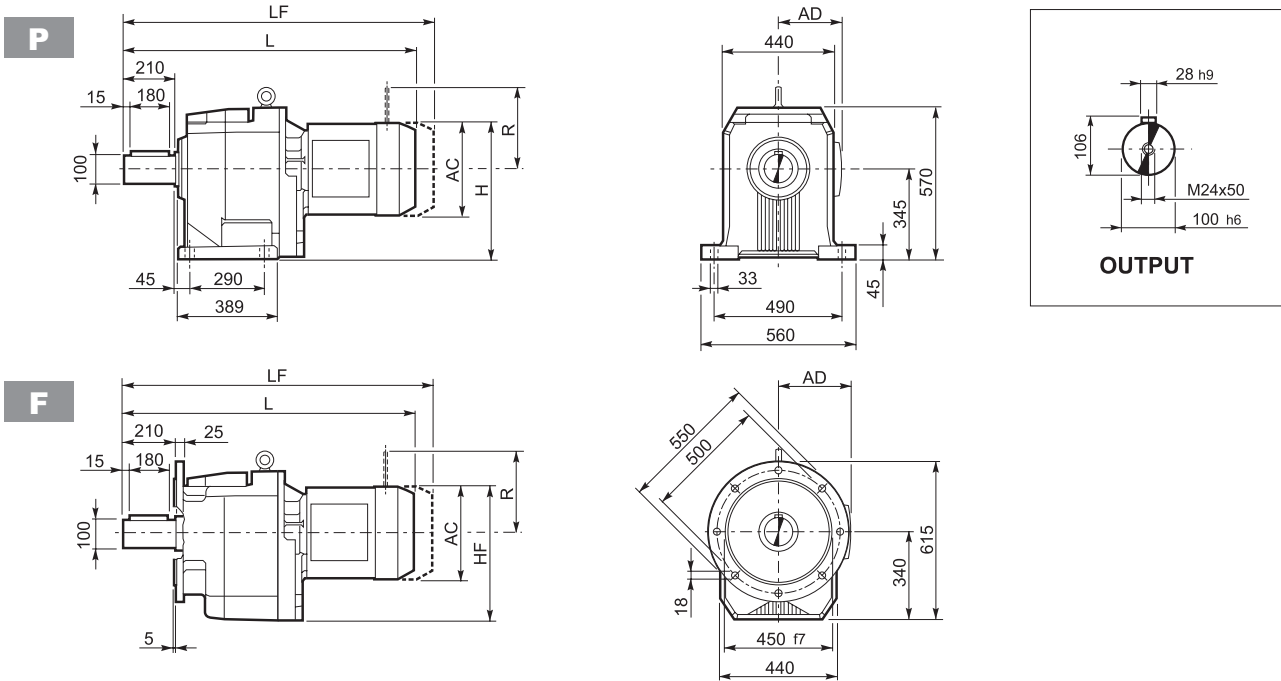
F



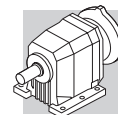
		A	B	E	F	F1	F2	F3	F4	V	kg
C 90 2	HS	930.5	620.5	140	60	64	18	10	120	M16x36	273
C 90 3		930.5	620.5	140	60	64	18	10	120	M16x36	273
C 90 4		797	577	50	24	27	8	2.5	45	M8x19	240



C 100...M

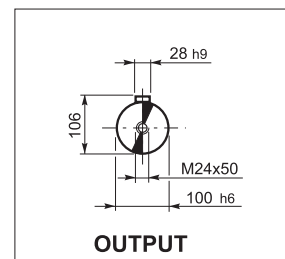
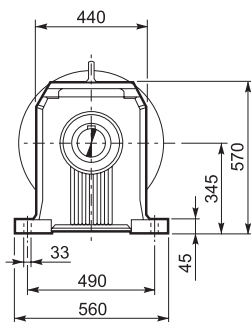
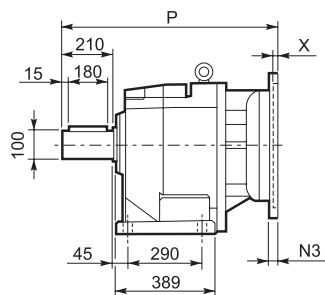


			AC	H	HF	L	AD	Kg	M...FD	Kg	M...FD		M...FA	
									M...FA		R	AD	R	AD
C 100 2/3	S4	M4	258	474	469	1087	193	392	1196	410	226	210	217	193
C 100 2/3	S4	M4LC	258	474	469	1122	193	400	1221	418	226	210	217	193
C 100 2/3	S5	M5S	310	500	495	1173.5	245	420	1313.5	450	266	245	247	245
C 100 2/3	S5	M5L	310	500	495	1217.5	245	436	1357.5	466	266	245	247	245
C 100 4	S1	M1	138	414	409	956.5	108	346	1027.5	348	103	135	124	108
C 100 4	S2	M2S	156	423	418	985.5	119	354	1056.5	357	129	146	134	119
C 100 4	S3	M3S	195	442.5	437.5	1029.5	142	358	1125.5	366	160	158	160	142
C 100 4	S3	M3L	195	442.5	437.5	1061.5	142	366	1152.5	373	160	158	160	142
C 100 4	S4	M4	258	474	469	1169.5	193	400	1278.5	418	226	210	217	193
C 100 4	S4	M4LC	258	474	469	1204.5	245	408	1303.5	426	226	210	217	193

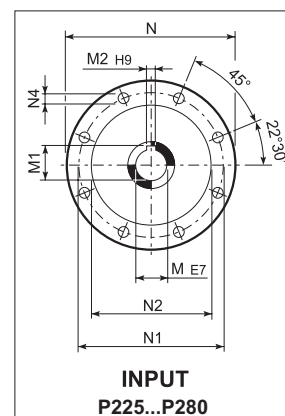
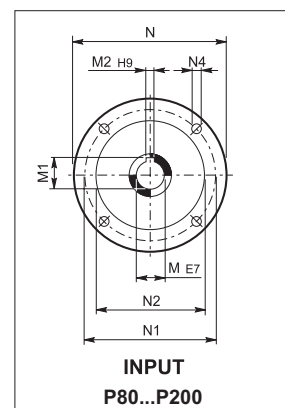
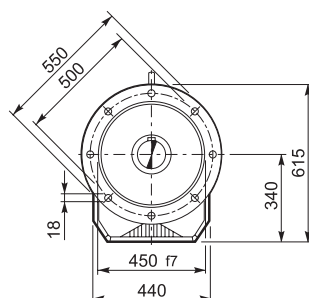
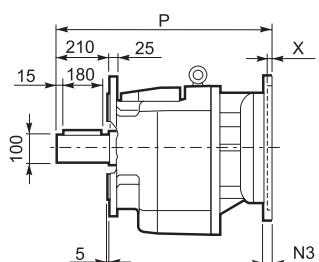


C 100...P(IEC)

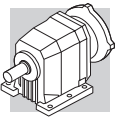
P



F

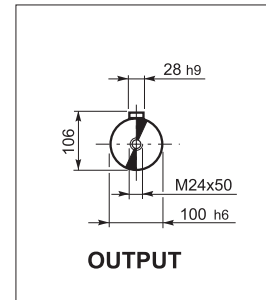
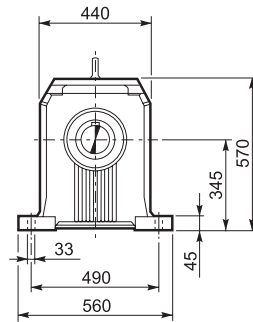
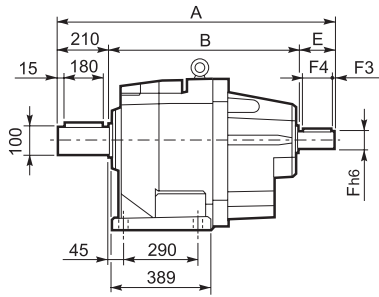


		M	M1	M2	N	N1	N2	N3	N4	X	P	
C 100 2/3	P100	28	31.3	8	250	215	180	—	M12x16	4.5	749.5	364
C 100 2/3	P112	28	31.3	8	250	215	180	—	M12x16	4.5	749.5	364
C 100 2/3	P132	38	41.3	10	300	265	230	16	14	5	786	367
C 100 2/3	P160	42	45.3	12	350	300	250	23	18	6	841.5	382
C 100 2/3	P180	48	51.8	14	350	300	250	23	18	6	841.5	382
C 100 2/3	P200	55	59.3	16	400	350	300	—	M16x25	7	866.5	403
C 100 2/3	P225	60	64.4	18	450	400	350	30	18	7	912	403
C 100 2/3	P250	65	69.4	18	550	500	450	30	18	7	942	426
C 100 2/3	P280	75	79.9	20	550	500	450	30	18	6	942	426
C 100 4	P63	11	12.8	4	140	115	95	—	M8x19	4	803	369
C 100 4	P71	14	16.3	5	160	130	110	—	M8x16	4.5	803	369
C 100 4	P80	19	21.8	6	200	165	130	—	M10x12	4	822.5	371
C 100 4	P90	24	27.3	8	200	165	130	—	M10x12	4	822.5	371
C 100 4	P100	28	31.3	8	250	215	180	—	M12x16	4.5	832.5	375
C 100 4	P112	28	31.3	8	250	215	180	—	M12x16	4.5	832.5	375
C 100 4	P132	38	41.3	10	300	265	230	16	14	5	869	377
C 100 4	P160	42	45.3	12	350	300	250	23	18	5.5	919.5	381
C 100 4	P180	48	51.8	14	350	300	250	23	18	5.5	919.5	381

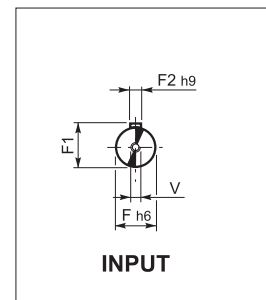
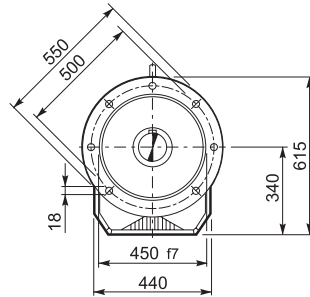
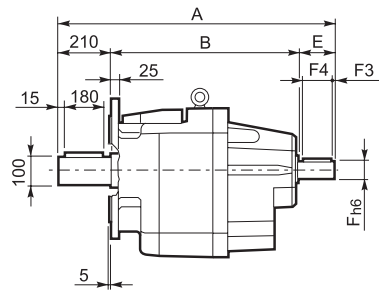


C 100...HS

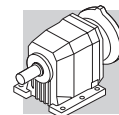
P

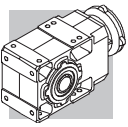


F



		A	B	E	F	F1	F2	F3	F4	V	kg
C 100 2	HS	1025.5	676	140	60	64	18	10	120	M16x36	409
C 100 3		1025.5	676	140	60	64	18	10	120	M16x36	409
C 100 4		892	632	50	24	27	8	2.5	45	M8x19	372





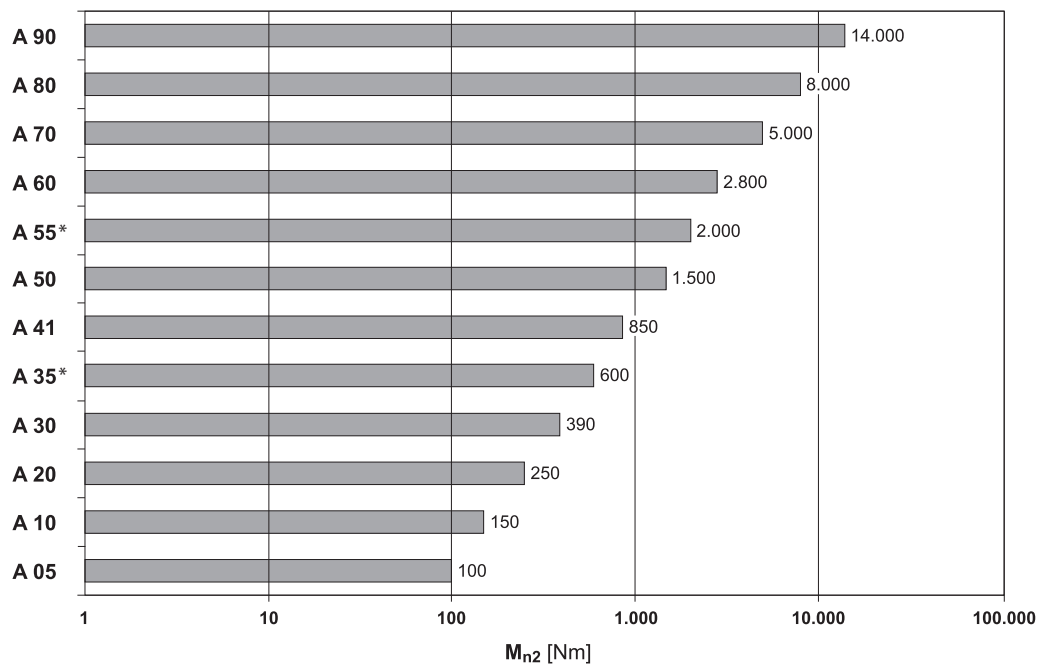
HELICAL BEVEL GEAR UNITS SERIES A

31 DESIGN FEATURES


The main design characteristics are:

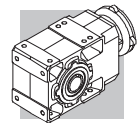
- modularity
- space effective
- universal mounting
- high efficiency
- quiet operation
- gears in hardened and case-hardened steel
- bare aluminium housing for sizes 05, 10, 20, 30, unpainted high strength painted cast-iron housings for larger frame sizes
- input and output shafts from high grade steel.

(C 22)

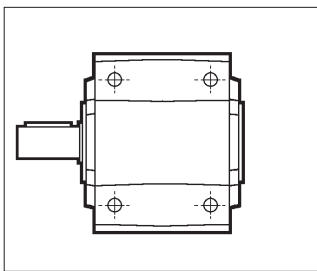


* For any limitations regarding construction type QF see the "VERSIONS" chapter.



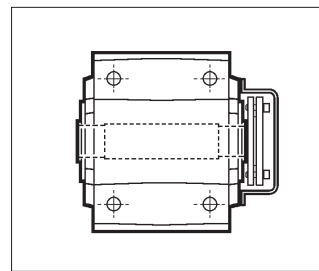


32 VERSIONS



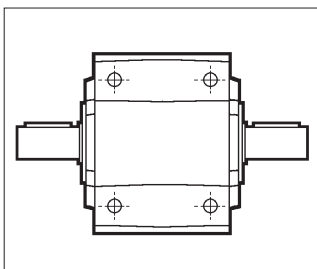
UR
Single extension
output shaft

A 10 ... A 90



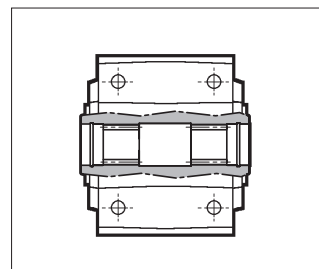
US
Hollow output shaft
and shrink disc

A 05 ... A 90



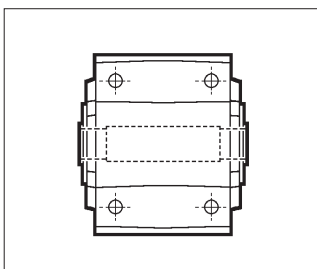
UD
Double extended
output shaft

A 10 ... A 90



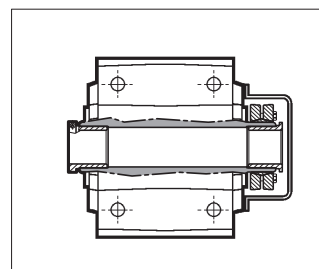
UV
Splined hollow shaft
DIN 5480

A 20 ... A 60



UH
Hollow output shaft
and keyway

A 05 ... A 90



QF (Quick-fit)
Hollow shaft with
adapter bushings
and shrink disc

A 10 ... A 60

$M_{n2 \max}$ [Nm]	
A 35 QF35	550
A 55 QF55	1900

Basic versions with bolted flange

The sketches show the applicable flanges to the basic versions and their positions, designated with either ① or ②.

UR F1...

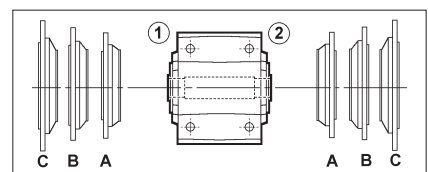
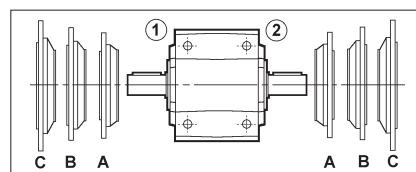
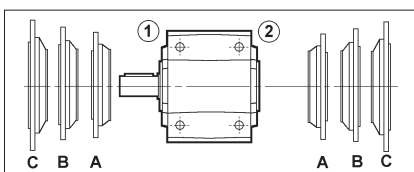
UR F2...

UD F1...

UD F2...

UH... F1...

UH... F2...



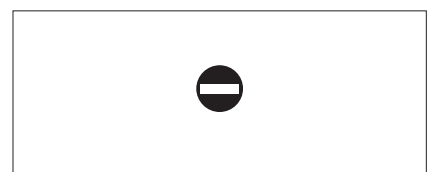
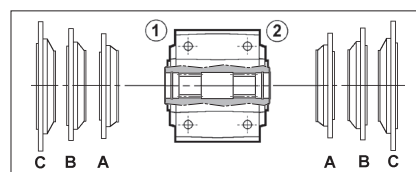
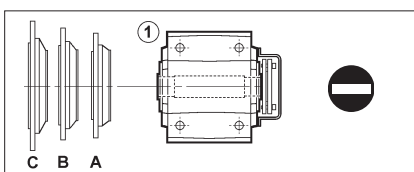
US F1...

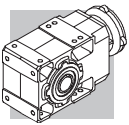
US F2...

UV F1...

UV F2...

QF...





33 DESIGNATION

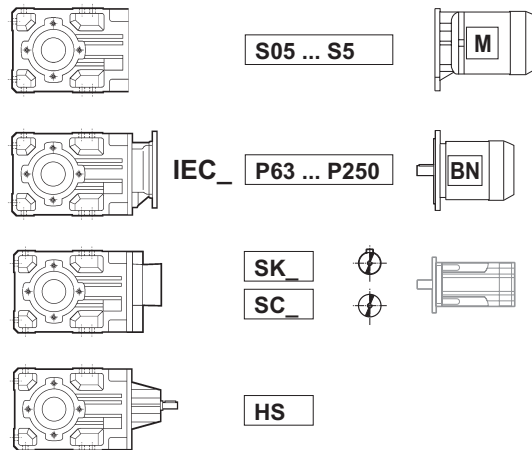
GEAR UNIT

A 35 2 UH40 F1A 33.2 S3 VA

OPTIONS 168

MOUNTING POSITION
B3 (Standard), **B6, B7, B8, VA, VB** 172

INPUT CONFIGURATION

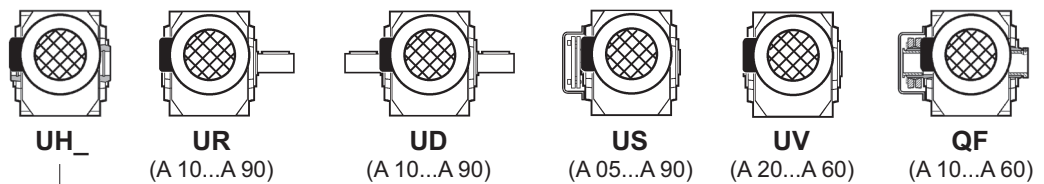


GEAR RATIO

OUTPUT FLANGE SIZE AND POSITION
 (specify only if requested)

F = Flanged version
1, 2 = Flange position
A, B, C = Flange size

VERSION



A 05	A 10	A 20	A 30	A 35	A 41	A 50	A 55	A 60	A 70	A 80	A 90
UH25	UH25	UH30	UH35	UH40	UH45	UH50	UH60	UH60	UH70	UH80	UH90
—	UH30	UH35	UH40	UH35	UH40	UH55	UH50	UH70	UH80	UH90	UH100

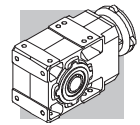
REDUCTIONS

2 (A 05...A 60), **3** (A 20...A 90), **4** (A 50...A 90)

GEAR FRAME SIZE

05, 10, 20, 30, 35, 41, 50, 55, 60, 70, 80, 90

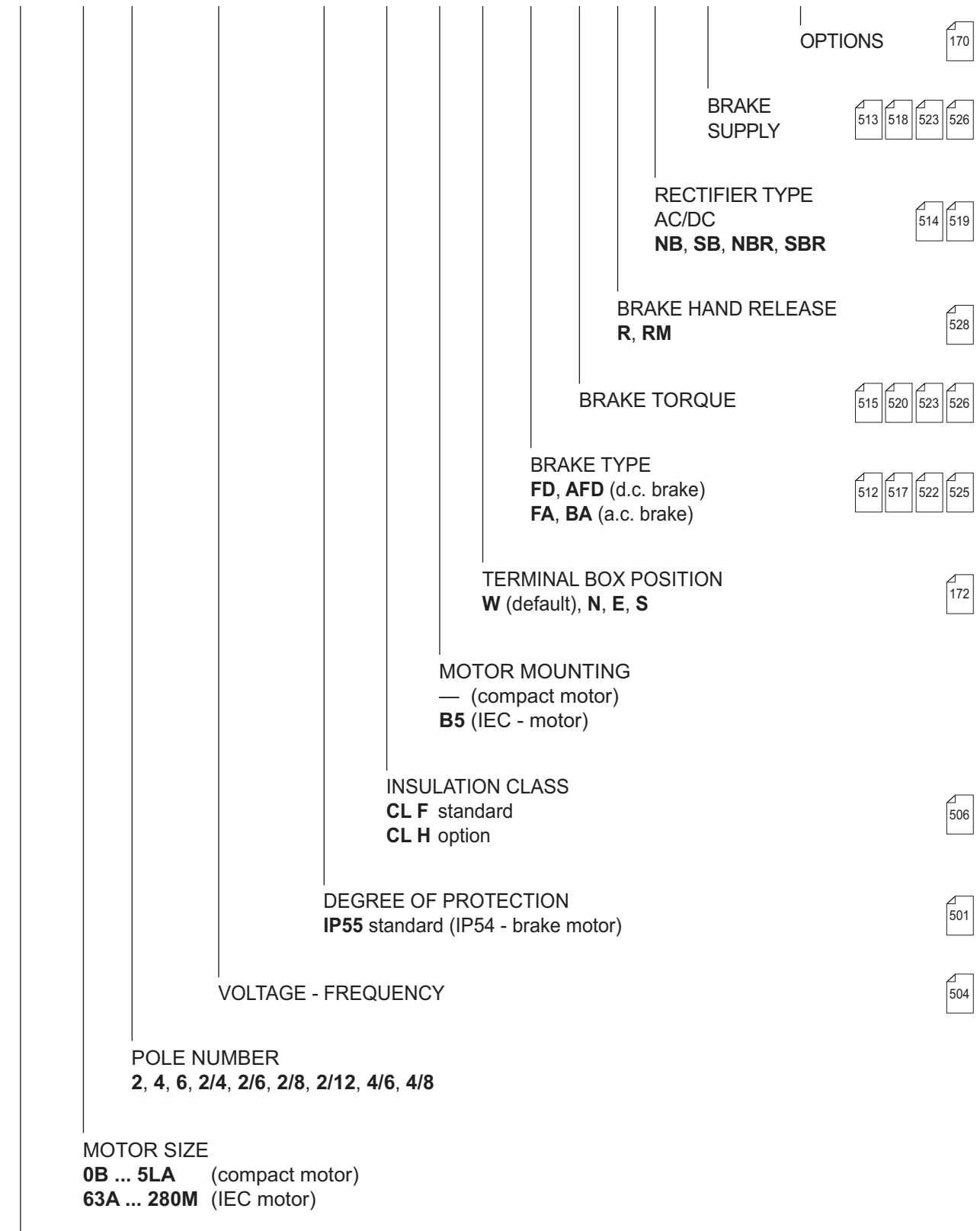
TYPE: **A** = Helical bevel gear units



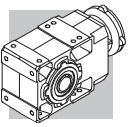
MOTOR

BRAKE

M 1LA 4 230/400-50 IP54 CLF W FD 7.5 R SB 220 SA



MOTOR TYPE
M = compact 3-phase
BN = IEC 3-phase



33.1 Gearbox options

AL, AR

Anti-run back device. Directions of rotation to be indicated and types of gearboxes in which the anti-run back device can be installed are listed in chapter 39.

SO

Gear units A05, A10, A20, A30, A35 and A41, usually factory filled with oil, are, in this case, supplied unlubricated.

LO

Gearboxes A50, A55, A60, A70, A80 and A90, usually supplied without oil, to be supplied with synthetic oil currently used by BONFIGLIOLI RIDUTTORI and filled according to the mounting position specified.

DV

Dual oil seals on input shaft. (Only available for integral gearmotors).

VV

Fluoro elastomer oil seal on input shaft.

PV

All oil seals in Fluoro elastomer material.

TKL

Taconite seals are available, for output axis of gearboxes sizes (from) A70 to A90, to use in environments characterized by the presence of abrasive dust or powders. Taconite seals incorporate a combination of sealing rings, labyrinths and a grease chamber.

Greasing must be ensured as part of the scheduled maintenance programme.

This option includes fluoro elastomer oil seals on all axes.

For mounting position B6 please consult Bonfiglioli's Technical service.


HDB

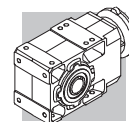
Certain gearboxes are available with increased overhung load ratings for use in applications characterised by high overhung loads beyond the capacity of the standard gearboxes. Specify the HDB option when ordering to obtain this increased overhung load capacity. The HDB option is available for gearbox sizes A10 to A50 with a single sided or through solid output shaft.

The following table specifies the maximum loads for HDB reinforced gearbox versions.

Figures refer to forces along the centreline of the output shaft.

(C 23)

HDB	R_{N2}					
	A 10	A 20	A 30	A 35	A 41	A 50
$n_1 = 2800$	5500 N	6200 N	9600 N	12000 N	15000 N	20000 N
			8970 N @ i=5.4	10200 N @ i=5.4 10600 N @ i=6.4 11000 N @ i=7.0	11500 N @ i=5.2 12700 N @ i=7.1 13300 N @ i=8.3 13700 N @ i=9.2	19000 N @ i=7.7
$n_1 = 1400$	5500 N	6200 N	9600 N	12000 N	15000 N	20000 N
$n_1 = 900$	5500 N	6200 N	9600 N	12000 N	15000 N	20000 N
$n_1 = 500$	5500 N	6200 N	9600 N	12000 N	15000 N	20000 N



Reinforced bearings also allow these versions to withstand increased thrust loads, and in particular.

$$A_{N2} = 0.35 \times R_{N2} \quad (24)$$

In applications free from overhung load, thrust load capacity increases to:

$$A_{N2} = 0.70 \times R_{N2} \quad (25)$$

If load is applied simultaneously to both ends of a through output shaft, contact the Bonfiglioli Technical Service to verify the application.

RB

Gear units A10, A20, A30, A35, A41, A50, A55 and A60, usually supplied with standard values of angular backlash, are, in this case, supplied with reduced angular backlash values.

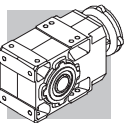
The following table specifies the corresponding figures of angular backlash.

(C 24)

		standard		RB	
A05	i =	5.5_12.3 - \ominus (10.6)	10.6_91.6 - \ominus (12.3)	—	
	φ	28	18	—	
A10	i =	5.5_12.3 - \ominus (10.6)	10.6_91.6 - \ominus (12.3)	5.5_12.3 - \ominus (10.6)	10.6_91.6 - \ominus (12.3)
	φ	27	17	12	8
A20	i =	5.4_12 - \ominus (10.3)	10.3_380.8 - \ominus (12)	5.4_12 - \ominus (10.3)	10.3_380.8 - \ominus (12)
	φ	23	15	11	7
A30	i =	5.4_11.8 - \ominus (10.5)	10.5_400.8 - \ominus (11.8)	5.4_11.8 - \ominus (10.5)	10.5_400.8 - \ominus (11.8)
	φ	22	15	10	7
A35	i =	5.4_11.8	13.1_393.2	5.4_11.8	13.1_393.2
	φ	20	11	9	6
A41	i =	5.2_11.7 - \ominus (10.1)	10.1_376.8 - \ominus (11.7)	5.2_11.7 - \ominus (10.1)	10.1_376.8 - \ominus (11.7)
	φ	19	13	9	6
A50	i =	7.7_778.2		7.7_778.2	
	φ	16		7	
A55	i =	4.9_19.2	23.8_793	4.9_19.2	23.8_793
	φ	17	11	8	6
A60	i =	7.9_20.6	25.7_755.4	7.9_20.6	25.7_755.4
	φ	12	9	5	4
A70	i =	9.4_21.3	23.5_1715	—	
	φ	14	12	—	
A80	i =	9.8_20.9	22.6_1558	—	
	φ	13	11	—	
A90	i =	9.7_21	22.3_1632	—	
	φ	12	10	—	

Accessories

See chapter 46 of this catalogue.



33.2 Motor options

AA, AC, AD

Angular position of the brake release lever with respect to the terminal box, looking from fan side.

Standard position = 90° clockwise.

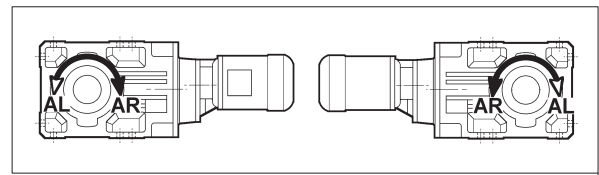
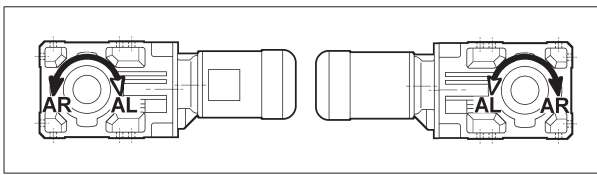
AA = 0°, AC = 180°,

AD = 90° counterclockwise.

AL, AR

A backstop device on the motor itself, as described in the electric motors section of this catalogue, is available for gearmotors with integral M Series motors. Table C25 shows the direction of free rotation of the gearbox, on the basis of which the correct option must be selected.

(C 25)



2x	A 05	A 10	A 20	A 30	A 35	A 41	A 50	A 60
3x	A 60	A 70	A 80	A 90				
4x	A 50	A 55						

2x	A 55							
3x	A 20	A 30	A 35	A 41	A 50	A 55		
4x	A 60	A 70	A 80	A 90				

CF

Capacitive filter.

D3

3 bimetallic winding temperature sensors, calibrated at 150°C.

E3

3 winding temperature thermistors, calibrated at 150°C.

F1

Flywheel for soft start and stop.

H1

Anti condensate heaters. Standard voltage 1~ 230V ±10%.

PN

60 Hz power corresponding to the normalized 50 Hz power.

PS

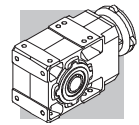
Double shaft extension (barring RC and U1 options).

RC

Drip cover (barring option PS).

RV

Rotor balancing in vibration class B.



TC

Option TC is a rain canopy variant for textile industry environments.

This option is not compatible with variants EN1, EN2, EN3 and will not fit motors equipped with a BA brake.

TP

Tropicalization.

U1

Forced cooling (barring options PS and CUS).

U2

Separate supply forced ventilation without terminal box. Cables are pre-wired. Configuration is not compatible with options PS and CUS. Available on motors;

BN 71 ... BN 132,

M1 ... M4.

For further information on options, consult the electric motors section.

34 LUBRICATION

The inner parts of Bonfiglioli gear units are oil-bath and splash lubricated.

Frame sizes A 05, A 10, A 20, A 30, A 35 and A 41 are supplied by the factory, or by the authorized dealers, already filled with oil.

Unless otherwise specified, units size A 50 and larger are usually supplied unlubricated as it will be the customer care to fill them with oil prior to putting them into operation.

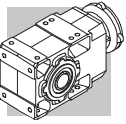
In both cases, depending on the version, prior to putting the gear unit into operation may need to replace the closed plug used for transportation purposes with breather plug supplied with.

For the reference charts of oil plugs placement and quantity of lubricant, refer to the Installation, Operation and Maintenance Manual (available on www.bonfiglioli.com).

The "long life" polyglycol-based lubricant supplied by the factory, in the absence of contamination, does not require periodical oil changes throughout the life of the gear unit.

Operation of gear units is permitted at ambient temperatures between -20°C and +40°C. However, for temperatures between -20°C and -10°C unit may only start up after it has been progressively and evenly pre-heated, or otherwise initially operated unloaded.

Load may then be connected to the output shaft when the gear unit has reached the temperature of -10°C, or higher.



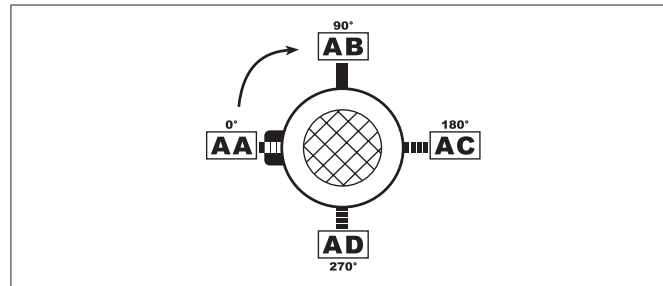
35 MOUNTING POSITION AND TERMINAL BOX ANGULAR LOCATION

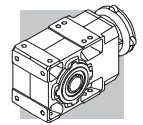
Location of motor terminal box can be specified by viewing the motor from the fan side; standard location is shown in black (W).

Angular location of the brake release lever.

Unless otherwise specified, brake motors have the manual device side located, 90° apart from terminal box. Different angles can be specified through the relevant options available.

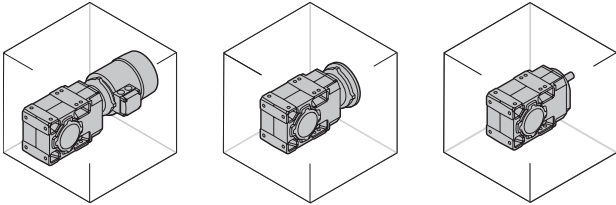
(C 26)



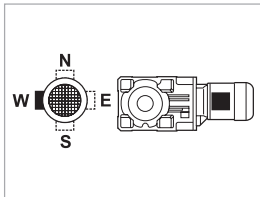


A ...

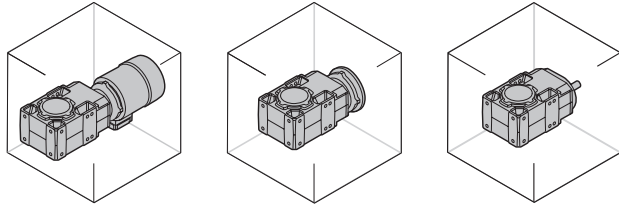
B3



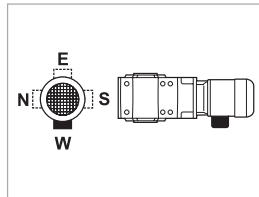
_S **_P(IEC) _SK / _SC** **_HS**



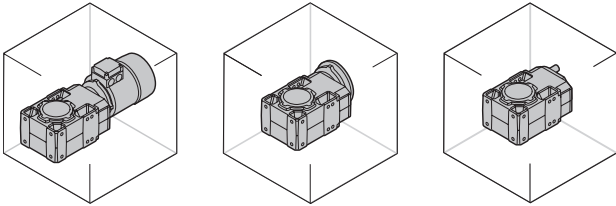
B6



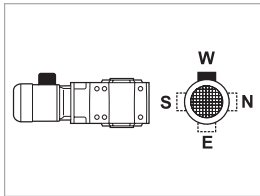
_S **_P(IEC) _SK / _SC** **_HS**



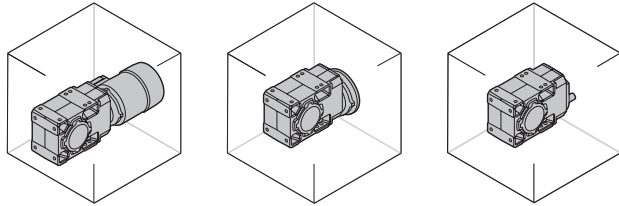
B7



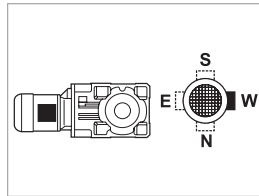
_S **_P(IEC) _SK / _SC** **_HS**



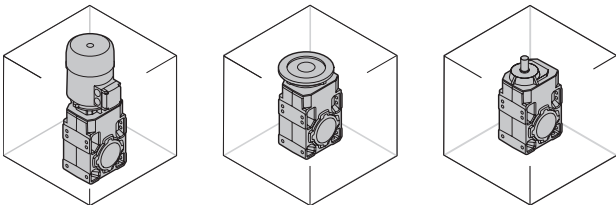
B8



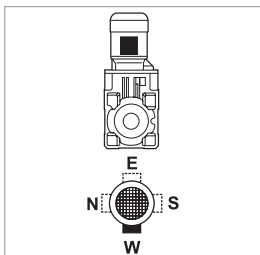
_S **_P(IEC) _SK / _SC** **_HS**



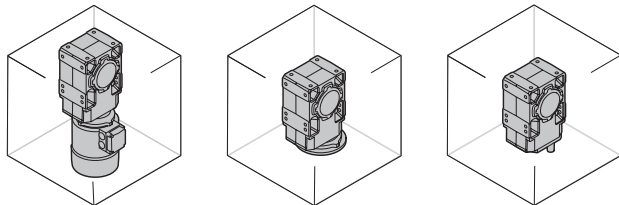
VA



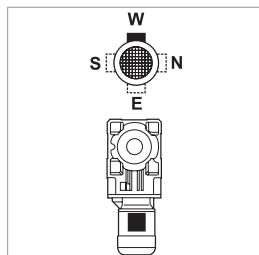
_S **_P(IEC) _SK / _SC** **_HS**



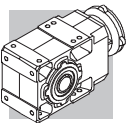
VB



_S **_P(IEC) _SK / _SC** **_HS**



W = Default



36 OVERHUNG LOADS

External transmissions keyed onto input and/or output shaft generate loads that act radially onto same shaft.

Resulting shaft loading must be compatible with both the bearing and the shaft capacity. Namely shaft loading (R_{c1} for input shaft, R_{c2} for output shaft), must be equal or lower than admissible overhung load capacity for shaft under study (R_{n1} for input shaft, R_{n2} for output shaft). OHL capability listed in the rating chart section.

In the formulas given below, index (1) applies to parameters relating to input shaft, whereas index (2) refers to output shaft.

The load generated by an external transmission can be calculated with close approximation by the following equations:

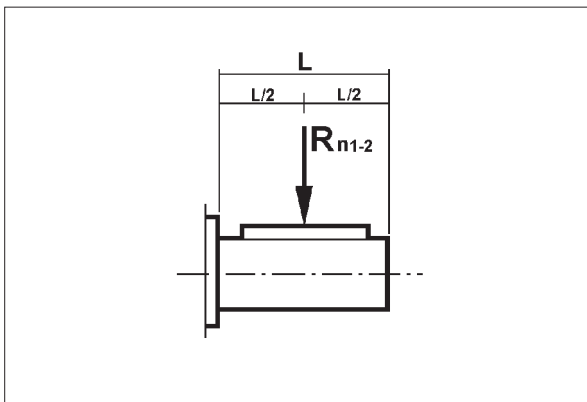
$$R_{c1} [N] = \frac{2000 \cdot M_1 [Nm] \cdot K_r}{d [mm]} \quad ; \quad R_{c2} [N] = \frac{2000 \cdot M_2 [Nm] \cdot K_r}{d [mm]} \quad (26)$$

(C 27)

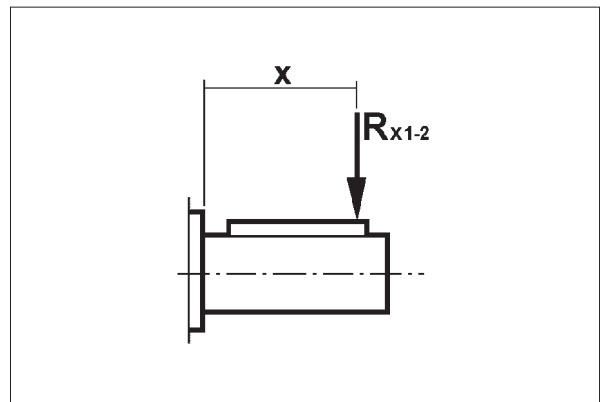
M_1 [Nm]	Torque applied to input shaft	$K_r = 1,25$	Gear transmission
M_2 [Nm]	Torque drawn at output shaft	$K_r = 1,5$	V-belt transmission
d [mm]	Pitch diameter of element keyed onto shaft	$K_r = 2,0$	Flat belt transmission
$K_r = 1$	Chain transmission		

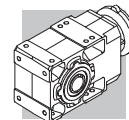
Verification of OHL capability varies depending on whether load applies at midpoint of shaft or it is shifted further out:

(C 28)



(C 29)





a) Load applied at midpoint of shaft, tab. (C28)

A comparison of shaft loading with catalogue OHL ratings should verify the following condition:

$$R_{c1} \leq R_{n1} \quad [\text{input shaft}]$$

or

$$R_{c2} \leq R_{n2} \quad [\text{output shaft}]$$

b) Load off the midpoint tab. (C29)

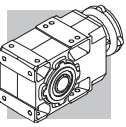
When load is shifted at an “x” distance from shaft shoulder, permissible load must be calculated for that distance.

Revised permissible overhung loads R_{x1} (input) and R_{x2} (output) are calculated respectively from original rated values R_{n1} and R_{n2} through factor:

$$\frac{a}{b+x} \quad (27)$$

(C 30)

	Load location factors					
	Output shaft			Input shaft		
	a	b	c	a	b	c
A 05 2	116	86	450	—	—	—
A 10 2	123	101	600	21	1	300
A 20 2	150	120	750	40	20	350
A 20 3	150	120	750	21	1	300
A 30 2	168	138	900	38.5	18.5	350
A 30 3	168	138	900	21	1	300
A 35 2	182.5	147.5	950	38.5	18.5	350
A 35 3	182.5	147.5	950	21	1	300
A 41 2	198	158	1050	49.5	24.5	450
A 41 3	198	158	1050	40	20	350
A 50 2 - A 50 3	242.5	201.5	1300	49.5	24.5	450
A 50 4	242.5	201.5	1300	38.5	18.5	350
A 55 2 - A 55 3	231.5	179	1300	49.5	24.5	450
A 55 4	231.5	179	1300	38.5	18.5	350
A 60 2 - A 60 3	242.5	190	1550	55.5	25.5	600
A 60 4	242.5	190	1550	49.5	24.5	450
A 70 3	295.5	230.5	1900	86	31	1000
A 70 4	295.5	230.5	1900	49.5	24.5	450
A 80 3	345	280	2400	86	31	1000
A 80 4	345	280	2400	49.5	24.5	450
A 90 3	432	327	3000	116	46	1400
A 90 4	432	327	3000	49.5	24.5	450



Verification procedure is described here after.

INPUT SHAFT

1. Calculate:

$$R_{x1} = R_{n1} \cdot \frac{a}{b+x} \quad (28)$$

N.B. Subject to condition:

$$\frac{L}{2} \leq x \leq c \quad (29)$$

Finally, the following condition must be verified:

$$R_{c1} \leq R_{x1} \quad (30)$$

OUTPUT SHAFT

1. Calculate:

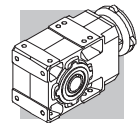
$$R_{x2} = R_{n2} \cdot \frac{a}{b+x} \quad (31)$$

N.B. Subject to condition:

$$\frac{L}{2} \leq x \leq c \quad (32)$$

Finally, the following condition must be verified:

$$R_{c2} \leq R_{x2} \quad (33)$$



37 THRUST LOADS, A_{n1} , A_{n2}

Permissible thrust loads on input [A_{n1}] and output [A_{n2}] shafts are obtained from the radial loading for the shaft under consideration [R_{n1}] and [R_{n2}] through the following equation:

$$\begin{aligned}
 A_{n1} &= R_{n1} \cdot 0,2 \\
 A_{n2} &= R_{n2} \cdot 0,2
 \end{aligned}
 \tag{34}$$

The thrust loads calculated through these formulas apply to thrust forces occurring at the same time as rated radial loads.

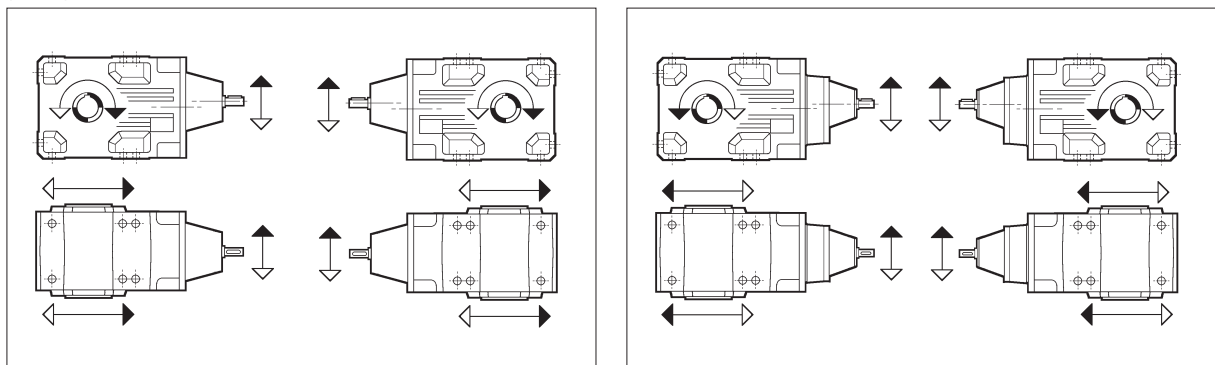
In the only case that no overhung load acts on the shaft the value of the admissible thrust load [A_n] amounts to 50% of rated OHL [R_n] on same shaft.

Where thrust loads exceed permissible value or largely prevail over radial loads, contact Bonfiglioli Riduttori for an in-depth analysis of the application.

38 SHAFTS ARRANGEMENT

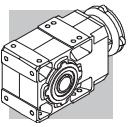
Table (C31) shows standard directions of rotation for 2, 3 and 4 stage helical-bevel gearboxes.

(C 31)



2x	A 05	A 10	A 20	A 30	A 35	A 41	A 50	A 60
3x	A 60	A 70	A 80	A 90				
4x	A 50	A 55						

2x	A 55						
3x	A 20	A 30	A 35	A 41	A 50	A 55	
4x	A 60	A 70	A 80	A 90			



39 ANTI-RUN BACK DEVICE

On request the gear unit can be provided complete with a backstop device allowing the output shaft to rotate only in the direction specified at the time of ordering – option AL/AR. Table C32 shows the gearboxes in which the anti-run back device can be installed.

(C 32)

A 30 2*	A 35 2* ● (5.4_11.8)	A 41 2 ● (5.2; 10.1)	A 50 3	A 55 3	A 60 3	A 70 3	A 80 3	A 90 3
			A 50 4	A 55 4	A 60 4	A 70 4	A 80 4	A 90 4

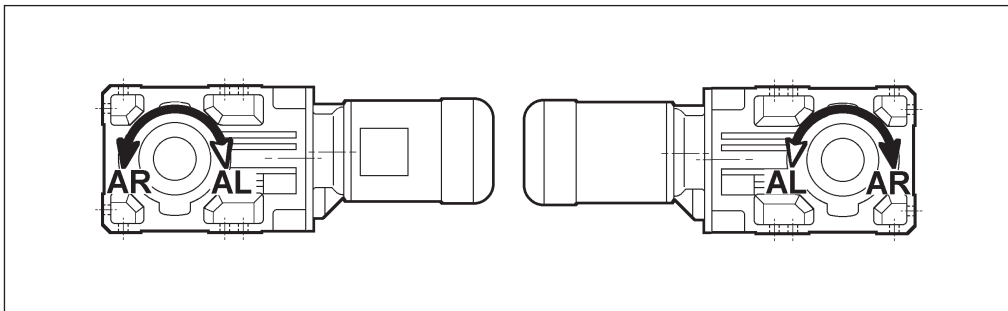
* The supply of the backstop will ban the configuration of servomotor adapters type S_60A, S_60B, S_80A.

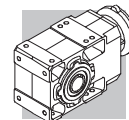
When ordering the gear unit, the direction of free rotation must be specified through either the AR or the AL option (Table C33).



N.B. When the anti-run back device operates very frequently make sure that the torque backdriving the gearbox does not exceed 70% of the rated torque M_{n2} for the captioned gear unit.

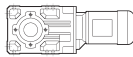
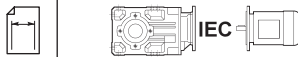

(C 33)



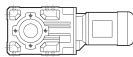
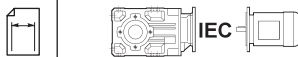



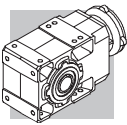
40 GEARMOTOR RATING CHARTS

0.09 kW

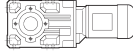



n ₂ min ⁻¹	M ₂ Nm	S	i	R _{n2} N			
0.51	1492	3.4	1715	50000			A704_1715 P63 BN63A6 305
1.1	677	2.2	778.2	20000			A504_778.2 P63 BN63A6 293
1.2	616	2.4	707.9	20000			A504_707.9 P63 BN63A6 293
1.4	549	2.7	631.2	20000			A504_631.2 P63 BN63A6 293
1.5	499	3.0	574.2	20000			A504_574.2 P63 BN63A6 293
1.7	461	3.3	529.5	20000			A504_529.5 P63 BN63A6 293
2.2	356	1.0	400.8	9600	A303_400.8 S05 M05A6 280		A303_400.8 P63 BN63A6 281
2.6	302	1.7	339.3	12000	A353_339.3 S05 M05A6 284		A353_339.3 P63 BN63A6 285
3.0	259	3.3	291.7	15000	A413_291.7 S05 M05A6 288		A413_291.7 P63 BN63A6 289
3.5	221	2.7	248.1	12000	A353_248.1 S05 M05A6 284		A353_248.1 P63 BN63A6 285
4.1	193	2.1	216.6	9600	A303_216.6 S05 M05A6 280		A303_216.6 P63 BN63A6 281
4.9	159	1.6	178.3	6200	A203_178.3 S05 M05A6 276		A203_178.3 P63 BN63A6 277
5.8	134	2.8	150.7	9600	A303_150.7 S05 M05A6 280		A303_150.7 P63 BN63A6 281
6.8	115	2.2	129.1	6200	A203_129.1 S05 M05A6 276		A203_129.1 P63 BN63A6 277
8.1	97	2.5	109.2	6200	A203_109.2 S05 M05A6 276		A203_109.2 P63 BN63A6 277
9.6	84	1.5	91.6	5500	A102_91.6 S05 M05A6 272		A102_91.6 P63 BN63A6 273
11.5	70	2.1	76.4	5500	A102_76.4 S05 M05A6 272		A102_76.4 P63 BN63A6 273
13.3	61	2.5	65.9	5500	A102_65.9 S05 M05A6 272		A102_65.9 P63 BN63A6 273
15.0	54	2.8	58.6	5500	A102_58.6 S05 M05A6 272		A102_58.6 P63 BN63A6 273
17.2	47	3.2	51.3	5500	A102_51.3 S05 M05A6 272		A102_51.3 P63 BN63A6 273
19.4	42	2.4	45.4	4250	A052_45.4 S05 M05A6 269		A052_45.4 P63 BN63A6 269
21.5	38	2.7	40.9	4120	A052_40.9 S05 M05A6 269		A052_40.9 P63 BN63A6 269
25.1	32	3.1	35.1	3950	A052_35.1 S05 M05A6 269		A052_35.1 P63 BN63A6 269
27.3	30	3.4	32.2	3850	A052_32.2 S05 M05A6 269		A052_32.2 P63 BN63A6 269
31	26	3.8	28.6	3720	A052_28.6 S05 M05A6 269		A052_28.6 P63 BN63A6 269
35	23	4.4	25.5	3590	A052_25.5 S05 M05A6 269		A052_25.5 P63 BN63A6 269
37	22	4.6	23.8	3520	A052_23.8 S05 M05A6 269		A052_23.8 P63 BN63A6 269
41	19.6	5.3	21.4	3410	A052_21.4 S05 M05A6 269		A052_21.4 P63 BN63A6 269
47	17.1	5.9	18.6	3270	A052_18.6 S05 M05A6 269		A052_18.6 P63 BN63A6 269
53	15.1	6.8	16.4	3150	A052_16.4 S05 M05A6 269		A052_16.4 P63 BN63A6 269
63	12.8	7.8	13.9	2990	A052_13.9 S05 M05A6 269		A052_13.9 P63 BN63A6 269
72	11.3	8.8	12.3	2880	A052_12.3 S05 M05A6 269		A052_12.3 P63 BN63A6 269
83	9.7	10.3	10.6	2740	A052_10.6 S05 M05A6 269		A052_10.6 P63 BN63A6 269
92	8.8	11.3	9.6	2670	A052_9.6 S05 M05A6 269		A052_9.6 P63 BN63A6 269
103	7.8	13.2	8.5	2570	A052_8.5 S05 M05A6 269		A052_8.5 P63 BN63A6 269
122	6.6	15.1	7.2	2440	A052_7.2 S05 M05A6 269		A052_7.2 P63 BN63A6 269
139	5.8	17.8	6.3	2340	A052_6.3 S05 M05A6 269		A052_6.3 P63 BN63A6 269
161	5.0	19.9	5.5	2230	A052_5.5 S05 M05A6 269		A052_5.5 P63 BN63A6 269

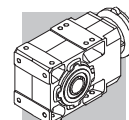
0.12 kW

n ₂ min ⁻¹	M ₂ Nm	S	i	R _{n2} N			
0.51	2012	2.5	1715	50000			A704_1715 P63 BN63B6 305
0.55	1857	2.7	1583	50000			A704_1583 P63 BN63B6 305
0.65	1579	3.2	1346	50000			A704_1346 P63 BN63B6 305
0.70	1457	3.4	1242	50000			A704_1242 P63 BN63B6 305

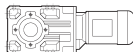




0.12 kW




n ₂ min ⁻¹	M ₂ Nm	S	i	R _{n2} N				
1.1	913	1.6	778.2	20000			A504_778.2 P63 BN63B6	293
1.2	818	3.4	697.3	30000			A604_697.3 P63 BN63B6	301
1.4	740	2.0	631.2	20000			A504_631.2 P63 BN63B6	293
1.6	621	2.4	529.5	20000			A504_529.5 P63 BN63B6	293
1.7	588	2.5	778.2	20000			A504_778.2 P63 BN63A4	293
1.9	535	2.8	707.9	20000			A504_707.9 P63 BN63A4	293
2.1	477	3.1	631.2	20000			A504_631.2 P63 BN63A4	293
2.4	434	3.5	574.2	20000			A504_574.2 P63 BN63A4	293
3.4	310	1.2	400.8	9600	A303_400.8 S05 M05A4	280	A303_400.8 P63 BN63A4	281
3.4	304	1.5	393.2	12000	A353_393.2 S05 M05A4	284	A353_393.2 P63 BN63A4	285
3.6	291	2.9	376.8	15000	A413_376.8 S05 M05A4	288	A413_376.8 P63 BN63A4	289
3.8	275	1.3	356.3	9600	A303_356.3 S05 M05A4	280	A303_356.3 P63 BN63A4	281
4.0	262	2.0	339.3	12000	A353_339.3 S05 M05A4	284	A353_339.3 P63 BN63A4	285
4.1	255	1.0	329.4	6200	A203_329.4 S05 M05A4	276	A203_329.4 P63 BN63A4	277
4.2	251	3.4	324.2	15000	A413_324.2 S05 M05A4	288	A413_324.2 P63 BN63A4	289
4.3	243	1.6	314.5	9600	A303_314.5 S05 M05A4	280	A303_314.5 P63 BN63A4	281
4.4	236	2.5	305.4	12000	A353_305.4 S05 M05A4	284	A353_305.4 P63 BN63A4	285
4.6	226	1.1	292.8	6200	A203_292.8 S05 M05A4	276	A203_292.8 P63 BN63A4	277
5.0	210	1.8	271.5	9600	A303_271.5 S05 M05A4	280	A303_271.5 P63 BN63A4	281
5.0	209	2.9	270.7	12000	A353_270.7 S05 M05A4	284	A353_270.7 P63 BN63A4	285
5.2	201	1.2	260.5	6200	A203_260.5 S05 M05A4	276	A203_260.5 P63 BN63A4	277
5.4	192	3.1	248.1	12000	A353_248.1 S05 M05A4	284	A353_248.1 P63 BN63A4	285
5.5	189	2.0	244.3	9600	A303_244.3 S05 M05A4	280	A303_244.3 P63 BN63A4	281
6.0	172	3.5	223.2	12000	A353_223.2 S05 M05A4	284	A353_223.2 P63 BN63A4	285
6.1	171	1.5	221.3	6200	A203_221.3 S05 M05A4	276	A203_221.3 P63 BN63A4	277
6.2	167	2.2	216.6	9600	A303_216.6 S05 M05A4	280	A303_216.6 P63 BN63A4	281
6.8	154	1.6	199.2	6200	A203_199.2 S05 M05A4	276	A203_199.2 P63 BN63A4	277
6.8	153	2.3	198.5	9600	A303_198.5 S05 M05A4	280	A303_198.5 P63 BN63A4	281
7.6	138	2.5	178.5	9600	A303_178.5 S05 M05A4	280	A303_178.5 P63 BN63A4	281
7.6	138	1.8	178.3	6200	A203_178.3 S05 M05A4	276	A203_178.3 P63 BN63A4	277
8.3	126	1.9	163.4	6200	A203_163.4 S05 M05A4	276	A203_163.4 P63 BN63A4	277
8.4	125	2.7	161.4	9600	A303_161.4 S05 M05A4	280	A303_161.4 P63 BN63A4	281
9.0	116	2.8	150.7	9600	A303_150.7 S05 M05A4	280	A303_150.7 P63 BN63A4	281
9.2	113	2.0	146.1	6200	A203_146.1 S05 M05A4	276	A203_146.1 P63 BN63A4	277
9.8	106	3.0	137.4	9600	A303_137.4 S05 M05A4	280	A303_137.4 P63 BN63A4	281
10.5	100	2.2	129.1	6200	A203_129.1 S05 M05A4	276	A203_129.1 P63 BN63A4	277
11.2	93	2.3	120.5	6200	A203_120.5 S05 M05A4	276	A203_120.5 P63 BN63A4	277
11.2	93	3.2	120.5	9600	A303_120.5 S05 M05A4	280	A303_120.5 P63 BN63A4	281
12.4	84	2.4	109.2	6200	A203_109.2 S05 M05A4	276	A203_109.2 P63 BN63A4	277
14.6	74	2.7	92.3	6200	A202_92.3 S05 M05A4	276	A202_92.3 P63 BN63A4	277
14.7	73	1.4	91.6	4420	A052_91.6 S05 M05A4	269	A052_91.6 P63 BN63A4	269
14.7	73	1.8	91.6	5500	A102_91.6 S05 M05A4	272	A102_91.6 P63 BN63A4	273
16.9	64	3.3	79.9	6200	A202_79.9 S05 M05A4	276	A202_79.9 P63 BN63A4	277
17.7	61	1.6	76.4	4230	A052_76.4 S05 M05A4	269	A052_76.4 P63 BN63A4	269
17.7	61	2.5	76.4	5500	A102_76.4 S05 M05A4	272	A102_76.4 P63 BN63A4	273
20.5	53	1.9	65.9	4070	A052_65.9 S05 M05A4	269	A052_65.9 P63 BN63A4	269
20.5	53	2.8	65.9	5500	A102_65.9 S05 M05A4	272	A102_65.9 P63 BN63A4	273
23.0	47	2.1	58.6	3950	A052_58.6 S05 M05A4	269	A052_58.6 P63 BN63A4	269
23.0	47	3.2	58.6	5500	A102_58.6 S05 M05A4	272	A102_58.6 P63 BN63A4	273
26.3	41	2.4	51.3	3810	A052_51.3 S05 M05A4	269	A052_51.3 P63 BN63A4	269
29.7	36	2.8	45.4	3680	A052_45.4 S05 M05A4	269	A052_45.4 P63 BN63A4	269

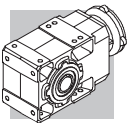


0.12 kW

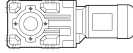



n₂ min ⁻¹	M₂ Nm	S	i	R_{n2} N				
33	33	3.1	40.9	3570	A052_40.9 S05 M05A4	269	A052_40.9 P63 BN63A4	269
38	28	3.6	35.1	3420	A052_35.1 S05 M05A4	269	A052_35.1 P63 BN63A4	269
42	26	3.9	32.2	3340	A052_32.2 S05 M05A4	269	A052_32.2 P63 BN63A4	269
47	23	4.4	28.6	3220	A052_28.6 S05 M05A4	269	A052_28.6 P63 BN63A4	269
53	20	4.9	25.5	3110	A052_25.5 S05 M05A4	269	A052_25.5 P63 BN63A4	269
57	19	5.3	23.8	3050	A052_23.8 S05 M05A4	269	A052_23.8 P63 BN63A4	269
62	17.3	5.8	13.9	2960	A052_13.9 S05 M05B6	269	A052_13.9 P63 BN63B6	269
63	17.1	5.9	21.4	2950	A052_21.4 S05 M05A4	269	A052_21.4 P63 BN63A4	269
73	14.8	6.7	18.6	2830	A052_18.6 S05 M05A4	269	A052_18.6 P63 BN63A4	269
82	13.1	7.6	16.4	2730	A052_16.4 S05 M05A4	269	A052_16.4 P63 BN63A4	269
90	11.9	8.4	9.6	2640	A052_9.6 S05 M05B6	269	A052_9.6 P63 BN63B6	269
97	11.1	9.0	13.9	2590	A052_13.9 S05 M05A4	269	A052_13.9 P63 BN63A4	269
110	9.8	10.2	12.3	2500	A052_12.3 S05 M05A4	269	A052_12.3 P63 BN63A4	269
121	8.9	11.2	7.2	2420	A052_7.2 S05 M05B6	269	A052_7.2 P63 BN63B6	269
128	8.4	11.9	10.6	2380	A052_10.6 S05 M05A4	269	A052_10.6 P63 BN63A4	269
140	7.7	13.0	9.6	2310	A052_9.6 S05 M05A4	269	A052_9.6 P63 BN63A4	269
159	6.8	14.7	8.5	2220	A052_8.5 S05 M05A4	269	A052_8.5 P63 BN63A4	269
187	5.8	17.4	7.2	2110	A052_7.2 S05 M05A4	269	A052_7.2 P63 BN63A4	269
213	5.1	19.8	6.3	2020	A052_6.3 S05 M05A4	269	A052_6.3 P63 BN63A4	269
247	4.4	21.8	5.5	1930	A052_5.5 S05 M05A4	269	A052_5.5 P63 BN63A4	269

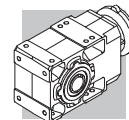
0.18 kW

n₂ min ⁻¹	M₂ Nm	S	i	R_{n2} N				
0.52	2917	1.7	1715	50000	A704_1715 S1 M1SC6	304	A704_1715 P71 BN71A6	305
0.58	2649	3.0	1558	65000	A804_1558 S1 M1SC6	307	A804_1558 P71 BN71A6	308
0.67	2279	3.5	1340	65000	A804_1340 S1 M1SC6	307	A804_1340 P71 BN71A6	308
0.77	1989	2.5	1715	50000			A704_1715 P63 BN63B4	305
0.83	1836	2.7	1583	50000			A704_1583 P63 BN63B4	305
0.98	1561	3.2	1346	50000			A704_1346 P63 BN63B4	305
1.1	1441	3.5	1242	50000			A704_1242 P63 BN63B4	305
1.3	1186	2.4	697.3	30000	A604_697.3 S1 M1SC6	300	A604_697.3 P71 BN71A6	301
1.5	996	2.8	585.8	30000	A604_585.8 S1 M1SC6	300	A604_585.8 P71 BN71A6	301
1.7	902	1.7	778.2	20000			A504_778.2 P63 BN63B4	293
1.7	876	3.2	755.4	30000			A604_755.4 P63 BN63B4	301
1.9	821	1.8	707.9	20000			A504_707.9 P63 BN63B4	293
1.9	809	3.5	697.3	30000			A604_697.3 P63 BN63B4	301
2.1	732	2.0	631.2	20000			A504_631.2 P63 BN63B4	293
2.3	666	2.3	574.2	20000			A504_574.2 P63 BN63B4	293
2.5	614	2.4	529.5	20000			A504_529.5 P63 BN63B4	293
2.7	559	2.7	481.6	20000			A504_481.6 P63 BN63B4	293
3.0	518	2.9	446.8	20000			A504_446.8 P63 BN63B4	293
3.2	471	3.2	406.4	20000			A504_406.4 P63 BN63B4	293
3.4	466	1.0	393.2	12000	A353_393.2 S05 M05B4	284	A353_393.2 P63 BN63B4	285
3.5	447	1.9	376.8	15000	A413_376.8 S05 M05B4	288	A413_376.8 P63 BN63B4	289
3.6	424	3.5	365.6	20000			A504_365.6 P63 BN63B4	293
3.7	422	0.9	356.3	9600	A303_356.3 S05 M05B4	280	A303_356.3 P63 BN63B4	281
3.9	402	1.3	339.3	12000	A353_339.3 S05 M05B4	284	A353_339.3 P63 BN63B4	285

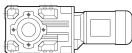





0.18 kW

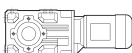



n ₂ min ⁻¹	M ₂ Nm	S	i	R _{n2} N				
4.1	384	2.2	324.2	15000	A413_324.2 S05 M05B4	288	A413_324.2 P63 BN63B4	289
4.2	373	1.0	314.5	9600	A303_314.5 S05 M05B4	280	A303_314.5 P63 BN63B4	281
4.3	362	1.7	305.4	12000	A353_305.4 S05 M05B4	284	A353_305.4 P63 BN63B4	285
4.5	346	2.5	291.7	15000	A413_291.7 S05 M05B4	288	A413_291.7 P63 BN63B4	289
4.9	322	1.2	271.5	9600	A303_271.5 S05 M05B4	280	A303_271.5 P63 BN63B4	281
4.9	321	1.9	270.7	12000	A353_270.7 S05 M05B4	284	A353_270.7 P63 BN63B4	285
5.0	311	2.7	262.5	15000	A413_262.5 S05 M05B4	288	A413_262.5 P63 BN63B4	289
5.3	294	2.0	248.1	12000	A353_248.1 S05 M05B4	284	A353_248.1 P63 BN63B4	285
5.4	290	1.3	244.3	9600	A303_244.3 S05 M05B4	280	A303_244.3 P63 BN63B4	281
5.5	285	3.0	240.6	15000	A413_240.6 S05 M05B4	288	A413_240.6 P63 BN63B4	289
5.9	265	2.3	223.2	12000	A353_223.2 S05 M05B4	284	A353_223.2 P63 BN63B4	285
6.0	262	1.0	221.3	6200	A203_221.3 S05 M05B4	276	A203_221.3 P63 BN63B4	277
6.1	258	3.3	217.4	15000	A413_217.4 S05 M05B4	288	A413_217.4 P63 BN63B4	289
6.1	257	1.4	216.6	9600	A303_216.6 S05 M05B4	280	A303_216.6 P63 BN63B4	281
6.5	239	2.5	201.8	12000	A353_201.8 S05 M05B4	284	A353_201.8 P63 BN63B4	285
6.6	236	1.1	199.2	6200	A203_199.2 S05 M05B4	276	A203_199.2 P63 BN63B4	277
6.6	235	1.5	198.5	9600	A303_198.5 S05 M05B4	280	A303_198.5 P63 BN63B4	281
7.0	223	2.7	188.3	12000	A353_188.3 S05 M05B4	284	A353_188.3 P63 BN63B4	285
7.4	212	1.6	178.5	9600	A303_178.5 S05 M05B4	280	A303_178.5 P63 BN63B4	281
7.4	211	1.2	178.3	6200	A203_178.3 S05 M05B4	276	A203_178.3 P63 BN63B4	277
7.7	204	2.9	171.8	12000	A353_171.8 S05 M05B4	284	A353_171.8 P63 BN63B4	285
8.1	194	1.2	163.4	6200	A203_163.4 S05 M05B4	276	A203_163.4 P63 BN63B4	277
8.2	191	1.8	161.4	9600	A303_161.4 S05 M05B4	280	A303_161.4 P63 BN63B4	281
8.8	179	1.8	150.7	9600	A303_150.7 S05 M05B4	280	A303_150.7 P63 BN63B4	281
8.8	179	3.4	150.6	12000	A353_150.6 S05 M05B4	284	A353_150.6 P63 BN63B4	285
9.0	173	1.3	146.1	6200	A203_146.1 S05 M05B4	276	A203_146.1 P63 BN63B4	277
9.6	163	1.9	137.4	9600	A303_137.4 S05 M05B4	280	A303_137.4 P63 BN63B4	281
10.2	153	1.4	129.1	6200	A203_129.1 S05 M05B4	276	A203_129.1 P63 BN63B4	277
11.0	143	1.5	120.5	6200	A203_120.5 S05 M05B4	276	A203_120.5 P63 BN63B4	277
11.0	143	2.1	120.5	9600	A303_120.5 S05 M05B4	280	A303_120.5 P63 BN63B4	281
12.1	129	1.6	109.2	6200	A203_109.2 S05 M05B4	276	A203_109.2 P63 BN63B4	277
12.1	129	2.3	109.1	9600	A303_109.1 S05 M05B4	280	A303_109.1 P63 BN63B4	281
13.5	119	2.5	97.5	9600			A302_97.5 P63 BN63B4	281
14.3	113	1.8	92.3	6200	A202_92.3 S05 M05B4	276	A202_92.3 P63 BN63B4	277
14.4	112	0.9	91.6	4120	A052_91.6 S05 M05B4	269	A052_91.6 P63 BN63B4	269
14.4	112	1.2	91.6	5500	A102_91.6 S05 M05B4	272	A102_91.6 P63 BN63B4	273
15.2	106	3.0	86.7	9600			A302_86.7 P63 BN63B4	281
16.5	98	2.1	79.9	6200	A202_79.9 S05 M05B4	276	A202_79.9 P63 BN63B4	277
17.3	94	1.1	76.4	3980	A052_76.4 S05 M05B4	269	A052_76.4 P63 BN63B4	269
17.3	94	1.6	76.4	5500	A102_76.4 S05 M05B4	272	A102_76.4 P63 BN63B4	273
18.6	87	2.4	71.0	6200	A202_71.0 S05 M05B4	276	A202_71.0 P63 BN63B4	277
20.0	81	1.2	65.9	3860	A052_65.9 S05 M05B4	269	A052_65.9 P63 BN63B4	269
20.0	81	1.9	65.9	5500	A102_65.9 S05 M05B4	272	A102_65.9 P63 BN63B4	273
20.9	77	3.2	63.1	6200	A202_63.1 S05 M05B4	276	A202_63.1 P63 BN63B4	277
22.5	72	1.4	58.6	3760	A052_58.6 S05 M05B4	269	A052_58.6 P63 BN63B4	269
22.5	72	2.1	58.6	5500	A102_58.6 S05 M05B4	272	A102_58.6 P63 BN63B4	273
25.8	63	1.6	51.3	3640	A052_51.3 S05 M05B4	269	A052_51.3 P63 BN63B4	269
25.8	63	2.4	51.3	5500	A102_51.3 S05 M05B4	272	A102_51.3 P63 BN63B4	273
29.1	56	1.8	45.4	3540	A052_45.4 S05 M05B4	269	A052_45.4 P63 BN63B4	269
29.1	56	2.7	45.4	5500	A102_45.4 S05 M05B4	272	A102_45.4 P63 BN63B4	273
32	50	2.0	40.9	3440	A052_40.9 S05 M05B4	269	A052_40.9 P63 BN63B4	269

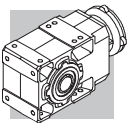


0.18 kW

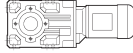



n₂ min ⁻¹	M₂ Nm	S	i	R_{n2} N				
32	50	3.0	40.9	5500	A102_40.9 S05 M05B4	272	A102_40.9 P63 BN63B4	273
38	43	2.3	35.1	3310	A052_35.1 S05 M05B4	269	A052_35.1 P63 BN63B4	269
38	43	3.5	35.1	5380	A102_35.1 S05 M05B4	272	A102_35.1 P63 BN63B4	273
41	39	2.5	32.2	3240	A052_32.2 S05 M05B4	269	A052_32.2 P63 BN63B4	269
46	35	2.9	28.6	3130	A052_28.6 S05 M05B4	269	A052_28.6 P63 BN63B4	269
52	31	3.2	25.5	3040	A052_25.5 S05 M05B4	269	A052_25.5 P63 BN63B4	269
56	29	3.4	23.8	2980	A052_23.8 S05 M05B4	269	A052_23.8 P63 BN63B4	269
62	26	3.8	21.4	2890	A052_21.4 S05 M05B4	269	A052_21.4 P63 BN63B4	269
71	23	4.4	18.6	2780	A052_18.6 S05 M05B4	269	A052_18.6 P63 BN63B4	269
80	20	5.0	16.4	2680	A052_16.4 S05 M05B4	269	A052_16.4 P63 BN63B4	269
95	17.1	5.9	13.9	2550	A052_13.9 S05 M05B4	269	A052_13.9 P63 BN63B4	269
107	15.1	6.6	12.3	2460	A052_12.3 S05 M05B4	269	A052_12.3 P63 BN63B4	269
125	12.9	7.7	10.6	2350	A052_10.6 S05 M05B4	269	A052_10.6 P63 BN63B4	269
137	11.8	8.5	9.6	2280	A052_9.6 S05 M05B4	269	A052_9.6 P63 BN63B4	269
142	11.4	8.8	6.3	2300	A052_6.3 S1 M1SC6	269	A052_6.3 P71 BN71A6	269
155	10.4	9.6	8.5	2200	A052_8.5 S05 M05B4	269	A052_8.5 P63 BN63B4	269
183	8.8	11.3	7.2	2090	A052_7.2 S05 M05B4	269	A052_7.2 P63 BN63B4	269
208	7.8	12.9	6.3	2010	A052_6.3 S05 M05B4	269	A052_6.3 P63 BN63B4	269
242	6.7	14.2	5.5	1920	A052_5.5 S05 M05B4	269	A052_5.5 P63 BN63B4	269
284	5.7	16.7	9.6	1830	A052_9.6 S05 M05A2	269	A052_9.6 P63 BN63A2	269
321	5.0	17.8	8.5	1770	A052_8.5 S05 M05A2	269	A052_8.5 P63 BN63A2	269
379	4.3	19.9	7.2	1670	A052_7.2 S05 M05A2	269	A052_7.2 P63 BN63A2	269
431	3.8	21.3	6.3	1610	A052_6.3 S05 M05A2	269	A052_6.3 P63 BN63A2	269
499	3.2	23.2	5.5	1530	A052_5.5 S05 M05A2	269	A052_5.5 P63 BN63A2	269

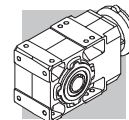
0.25 kW

n₂ min ⁻¹	M₂ Nm	S	i	R_{n2} N				
0.52	4051	1.2	1715	50000	A704_1715 S1 M1SD6	304	A704_1715 P71 BN71B6	305
0.58	3680	2.2	1558	65000	A804_1558 S1 M1SD6	307	A804_1558 P71 BN71B6	308
0.67	3165	2.5	1340	65000	A804_1340 S1 M1SD6	307	A804_1340 P71 BN71B6	308
0.80	2642	1.9	1715	50000			A704_1715 P71 BN71A4	305
0.87	2439	2.1	1583	50000			A704_1583 P71 BN71A4	305
0.89	2400	3.3	1558	65000			A804_1558 P71 BN71A4	308
1.0	2073	2.4	1346	50000			A704_1346 P71 BN71A4	305
1.1	1914	2.6	1242	50000			A704_1242 P71 BN71A4	305
1.2	1789	2.8	1161	50000			A704_1161 P71 BN71A4	305
1.3	1652	3.0	1072	50000			A704_1072 P71 BN71A4	305
1.5	1427	3.5	926.5	50000			A704_926.5 P71 BN71A4	305
1.8	1199	1.3	778.2	20000			A504_778.2 P71 BN71A4	293
1.8	1164	2.4	755.4	30000			A604_755.4 P71 BN71A4	301
1.9	1091	1.4	707.9	20000			A504_707.9 P71 BN71A4	293
2.0	1074	2.6	697.3	30000			A604_697.3 P71 BN71A4	301
2.2	978	2.9	634.6	30000			A604_634.6 P71 BN71A4	301
2.2	972	1.5	631.2	20000			A504_631.2 P71 BN71A4	293
2.4	902	3.1	585.8	30000			A604_585.8 P71 BN71A4	301
2.4	885	1.7	574.2	20000			A504_574.2 P71 BN71A4	293
2.5	835	3.4	542.0	30000			A604_542.0 P71 BN71A4	301

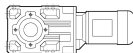




0.25 kW

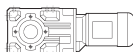


n ₂ min ⁻¹	M ₂ Nm	S	i	R _{n2} N				
2.6	816	1.8	529.5	20000			A504_529.5 P71 BN71A4	293
2.9	742	2.0	481.6	20000			A504_481.6 P71 BN71A4	293
3.1	688	2.2	446.8	20000			A504_446.8 P71 BN71A4	293
3.4	626	2.4	406.4	20000			A504_406.4 P71 BN71A4	293
3.6	611	1.4	376.8	15000	A413_376.8 S05 M05C4	288	A413_376.8 P71 BN71A4	289
3.8	563	2.7	365.6	20000			A504_365.6 P71 BN71A4	293
3.9	550	0.9	339.3	12000	A353_339.3 S05 M05C4	284	A353_339.3 P71 BN71A4	285
4.1	526	1.6	324.2	15000	A413_324.2 S05 M05C4	288	A413_324.2 P71 BN71A4	289
4.1	512	2.9	332.6	20000			A504_332.6 P71 BN71A4	293
4.4	495	1.2	305.4	12000	A353_305.4 S05 M05C4	284	A353_305.4 P71 BN71A4	285
4.7	460	1.8	291.7	15000	A413_291.7 S05 M05C4	288	A413_291.7 P71 BN71A4	289
4.8	442	3.4	286.8	20000			A504_286.8 P71 BN71A4	293
4.9	440	0.9	271.5	9600	A303_271.5 S05 M05C4	280	A303_271.5 P71 BN71A4	281
5.0	439	1.4	270.7	12000	A353_270.7 S05 M05C4	284	A353_270.7 P71 BN71A4	285
5.1	426	2.0	262.5	15000	A413_262.5 S05 M05C4	288	A413_262.5 P71 BN71A4	289
5.4	403	1.5	248.1	12000	A353_248.1 S05 M05C4	284	A353_248.1 P71 BN71A4	285
5.6	385	1.0	244.3	9600	A303_244.3 S05 M05C4	280	A303_244.3 P71 BN71A4	281
5.7	379	2.2	240.6	15000	A413_240.6 S05 M05C4	288	A413_240.6 P71 BN71A4	289
6.0	362	1.7	223.2	12000	A353_223.2 S05 M05C4	284	A353_223.2 P71 BN71A4	285
6.2	353	2.4	217.4	15000	A413_217.4 S05 M05C4	288	A413_217.4 P71 BN71A4	289
6.2	351	1.0	216.6	9600	A303_216.6 S05 M05C4	280	A303_216.6 P71 BN71A4	281
6.6	327	1.8	201.8	12000	A353_201.8 S05 M05C4	284	A353_201.8 P71 BN71A4	285
7.0	313	1.1	198.5	9600	A303_198.5 S05 M05C4	280	A303_198.5 P71 BN71A4	281
7.0	311	2.7	197.5	15000	A413_197.5 S05 M05C4	288	A413_197.5 P71 BN71A4	289
7.1	306	2.0	188.3	12000	A353_188.3 S05 M05C4	284	A353_188.3 P71 BN71A4	285
7.3	299	2.8	184.4	15000	A413_184.4 S05 M05C4	288	A413_184.4 P71 BN71A4	289
7.5	290	1.2	178.5	9600	A303_178.5 S05 M05C4	280	A303_178.5 P71 BN71A4	281
7.8	279	2.2	171.8	12000	A353_171.8 S05 M05C4	284	A353_171.8 P71 BN71A4	285
8.4	257	0.9	163.4	6200	A203_163.4 S05 M05C4	276	A203_163.4 P71 BN71A4	277
8.5	254	1.3	161.4	9600	A303_161.4 S05 M05C4	280	A303_161.4 P71 BN71A4	281
8.9	244	1.4	150.7	9600	A303_150.7 S05 M05C4	280	A303_150.7 P71 BN71A4	281
8.9	244	2.5	150.6	12000	A353_150.6 S05 M05C4	284	A353_150.6 P71 BN71A4	285
9.2	237	1.0	146.1	6200	A203_146.1 S05 M05C4	276	A203_146.1 P71 BN71A4	277
9.8	221	2.6	136.3	12000	A353_136.3 S05 M05C4	284	A353_136.3 P71 BN71A4	285
10.0	216	1.5	137.4	9600	A303_137.4 S05 M05C4	280	A303_137.4 P71 BN71A4	281
10.7	203	1.1	129.1	6200	A203_129.1 S05 M05C4	276	A203_129.1 P71 BN71A4	277
11.1	196	1.1	120.5	6200	A203_120.5 S05 M05C4	276	A203_120.5 P71 BN71A4	277
11.1	195	1.5	120.5	9600	A303_120.5 S05 M05C4	280	A303_120.5 P71 BN71A4	281
11.5	190	3.0	116.9	12000	A353_116.9 S05 M05C4	284	A353_116.9 P71 BN71A4	285
12.6	172	1.2	109.2	6200	A203_109.2 S05 M05C4	276	A203_109.2 P71 BN71A4	277
12.7	172	1.7	109.1	9600	A303_109.1 S05 M05C4	280	A303_109.1 P71 BN71A4	281
12.7	171	3.1	105.5	12000	A353_105.5 S05 M05C4	284	A353_105.5 P71 BN71A4	285
14.2	159	1.9	97.5	9600			A302_97.5 P71 BN71A4	281
14.4	156	3.5	95.6	12000			A352_95.6 P71 BN71A4	285
14.5	155	1.3	92.3	6200	A202_92.3 S05 M05C4	276	A202_92.3 P71 BN71A4	277
15.9	141	2.3	86.7	9600			A302_86.7 P71 BN71A4	281
16.8	134	1.6	79.9	6200	A202_79.9 S05 M05C4	276	A202_79.9 P71 BN71A4	277
17.5	128	1.2	76.4	5500	A102_76.4 S05 M05C4	272	A102_76.4 P71 BN71A4	273
18.0	125	2.8	76.5	9600			A302_76.5 P71 BN71A4	281
19.4	116	1.8	71.0	6200	A202_71.0 S05 M05C4	276	A202_71.0 P71 BN71A4	277
20.3	110	0.9	65.9	3610	A052_65.9 S05 M05C4	269	A052_65.9 P71 BN71A4	269

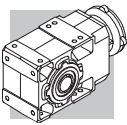


0.25 kW

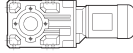



n₂ min ⁻¹	M₂ Nm	S	i	R_{n2} N				
20.3	110	1.4	65.9	5500	A102_65.9 S05 M05C4	272	A102_65.9 P71 BN71A4	273
21.2	106	2.3	63.1	6200	A202_63.1 S05 M05C4	276	A202_63.1 P71 BN71A4	277
22.9	98	1.0	58.6	3540	A052_58.6 S05 M05C4	269	A052_58.6 P71 BN71A4	269
23.5	95	1.6	58.6	5500	A102_58.6 S05 M05C4	272	A102_58.6 P71 BN71A4	273
25.0	90	2.8	53.7	6200	A202_53.7 S05 M05C4	276	A202_53.7 P71 BN71A4	277
26.1	86	1.2	51.3	3450	A052_51.3 S05 M05C4	269	A052_51.3 P71 BN71A4	269
26.1	86	1.7	51.3	5500	A102_51.3 S05 M05C4	272	A102_51.3 P71 BN71A4	273
28.6	79	3.2	48.3	6180	A202_48.3 S05 M05C4	276	A202_48.3 P71 BN71A4	277
29.5	76	1.3	45.4	3370	A052_45.4 S05 M05C4	269	A052_45.4 P71 BN71A4	269
29.5	76	2.0	45.4	5500	A102_45.4 S05 M05C4	272	A102_45.4 P71 BN71A4	273
33	68	1.5	40.9	3290	A052_40.9 S05 M05C4	269	A052_40.9 P71 BN71A4	269
34	66	2.3	40.9	5500	A102_40.9 S05 M05C4	272	A102_40.9 P71 BN71A4	273
38	59	1.7	35.1	3180	A052_35.1 S05 M05C4	269	A052_35.1 P71 BN71A4	269
38	59	2.5	35.1	5260	A102_35.1 S05 M05C4	272	A102_35.1 P71 BN71A4	273
42	54	1.9	32.2	3120	A052_32.2 S05 M05C4	269	A052_32.2 P71 BN71A4	269
43	52	2.9	32.2	5500	A102_32.2 S05 M05C4	272	A102_32.2 P71 BN71A4	273
47	48	2.1	28.6	3030	A052_28.6 S05 M05C4	269	A052_28.6 P71 BN71A4	269
47	48	3.1	28.6	4970	A102_28.6 S05 M05C4	272	A102_28.6 P71 BN71A4	273
53	43	2.3	25.5	2940	A052_25.5 S05 M05C4	269	A052_25.5 P71 BN71A4	269
56	40	2.5	23.8	2890	A052_23.8 S05 M05C4	269	A052_23.8 P71 BN71A4	269
63	36	2.8	21.4	2810	A052_21.4 S05 M05C4	269	A052_21.4 P71 BN71A4	269
72	31	3.2	18.6	2710	A052_18.6 S05 M05C4	269	A052_18.6 P71 BN71A4	269
84	27	3.7	16.4	2620	A052_16.4 S05 M05C4	269	A052_16.4 P71 BN71A4	269
99	23	4.4	13.9	2500	A052_13.9 S05 M05C4	269	A052_13.9 P71 BN71A4	269
112	20	5.0	12.3	2420	A052_12.3 S05 M05C4	269	A052_12.3 P71 BN71A4	269
131	17.2	5.8	10.6	2310	A052_10.6 S05 M05C4	269	A052_10.6 P71 BN71A4	269
144	15.7	6.4	9.6	2260	A052_9.6 S05 M05C4	269	A052_9.6 P71 BN71A4	269
162	13.9	7.2	8.5	2180	A052_8.5 S05 M05C4	269	A052_8.5 P71 BN71A4	269
191	11.7	8.5	7.2	2070	A052_7.2 S05 M05C4	269	A052_7.2 P71 BN71A4	269
218	10.3	9.7	6.3	1990	A052_6.3 S05 M05C4	269	A052_6.3 P71 BN71A4	269
252	8.9	10.7	5.5	1900	A052_5.5 S05 M05C4	269	A052_5.5 P71 BN71A4	269
285	7.9	12.1	9.6	1820	A052_9.6 S05 M05B2	269	A052_9.6 P63 BN63B2	269
322	7.0	12.9	8.5	1750	A052_8.5 S05 M05B2	269	A052_8.5 P63 BN63B2	269
380	5.9	14.4	7.2	1660	A052_7.2 S05 M05B2	269	A052_7.2 P63 BN63B2	269
433	5.2	15.4	6.3	1590	A052_6.3 S05 M05B2	269	A052_6.3 P63 BN63B2	269
501	4.5	16.7	5.5	1520	A052_5.5 S05 M05B2	269	A052_5.5 P63 BN63B2	269

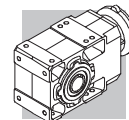
0.37 kW

n₂ min ⁻¹	M₂ Nm	S	i	R_{n2} N				
0.56	5644	2.5	1632	75000	A904_1632 S1 M1LA6	310	A904_1632 P80 BN80A6	311
0.63	4972	1.6	1438	65000	A804_1438 S1 M1LA6	307	A804_1438 P80 BN80A6	308
0.74	4226	3.3	1222	75000	A904_1222 S1 M1LA6	310	A904_1222 P80 BN80A6	311
0.80	3939	1.3	1715	50000	A704_1715 S1 M1SD4	304	A704_1715 P71 BN71B4	305
0.87	3636	1.4	1583	50000	A704_1583 S1 M1SD4	304	A704_1583 P71 BN71B4	305
0.88	3577	2.2	1558	65000	A804_1558 S1 M1SD4	307	A804_1558 P71 BN71B4	308
0.95	3302	2.4	1438	65000	A804_1438 S1 M1SD4	307	A804_1438 P71 BN71B4	308
1.0	3091	1.6	1346	50000	A704_1346 S1 M1SD4	304	A704_1346 P71 BN71B4	305

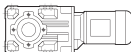





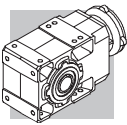
0.37 kW

n ₂ min ⁻¹	M ₂ Nm	S	i	R _{n2} N				
1.0	3077	2.6	1340	65000	A804_1340 S1 M1SD4	307	A804_1340 P71 BN71B4	308
1.1	2853	1.8	1242	50000	A704_1242 S1 M1SD4	304	A704_1242 P71 BN71B4	305
1.1	2841	2.8	1237	65000	A804_1237 S1 M1SD4	307	A804_1237 P71 BN71B4	308
1.2	2668	1.9	1161	50000	A704_1161 S1 M1SD4	304	A704_1161 P71 BN71B4	305
1.3	2492	3.2	1085	65000	A804_1085 S1 M1SD4	307	A804_1085 P71 BN71B4	308
1.3	2462	2.0	1072	50000	A704_1072 S1 M1SD4	304	A704_1072 P71 BN71B4	305
1.4	2300	3.5	1001	65000	A804_1001 S1 M1SD4	307	A804_1001 P71 BN71B4	308
1.5	2128	2.3	926.5	50000	A704_926.5 S1 M1SD4	304	A704_926.5 P71 BN71B4	305
1.6	1964	2.5	855.3	50000	A704_855.3 S1 M1SD4	304	A704_855.3 P71 BN71B4	305
1.8	1754	2.8	763.9	50000	A704_763.9 S1 M1SD4	304	A704_763.9 P71 BN71B4	305
1.8	1735	1.6	755.4	30000	A604_755.4 S1 M1SD4	300	A604_755.4 P71 BN71B4	301
1.9	1626	0.9	707.9	20000	A504_707.9 S1 M1SD4	292	A504_707.9 P71 BN71B4	293
1.9	1619	3.1	705.1	50000	A704_705.1 S1 M1SD4	304	A704_705.1 P71 BN71B4	305
2.0	1601	1.7	697.3	30000	A604_697.3 S1 M1SD4	300	A604_697.3 P71 BN71B4	301
2.1	1481	3.4	644.6	50000	A704_644.6 S1 M1SD4	304	A704_644.6 P71 BN71B4	305
2.2	1457	1.9	634.6	30000	A604_634.6 S1 M1SD4	300	A604_634.6 P71 BN71B4	301
2.2	1450	1.0	631.2	20000	A504_631.2 S1 M1SD4	292	A504_631.2 P71 BN71B4	293
2.3	1345	2.1	585.8	30000	A604_585.8 S1 M1SD4	300	A604_585.8 P71 BN71B4	301
2.4	1319	1.1	574.2	20000	A504_574.2 S1 M1SD4	292	A504_574.2 P71 BN71B4	293
2.5	1245	2.2	542.0	30000	A604_542.0 S1 M1SD4	300	A604_542.0 P71 BN71B4	301
2.6	1216	1.2	529.5	20000	A504_529.5 S1 M1SD4	292	A504_529.5 P71 BN71B4	293
2.7	1149	2.4	500.3	30000	A604_500.3 S1 M1SD4	300	A604_500.3 P71 BN71B4	301
2.8	1106	1.4	481.6	20000	A504_481.6 S1 M1SD4	292	A504_481.6 P71 BN71B4	293
3.1	1026	1.5	446.8	20000	A504_446.8 S1 M1SD4	292	A504_446.8 P71 BN71B4	293
3.1	1007	2.8	438.4	30000	A604_438.4 S1 M1SD4	300	A604_438.4 P71 BN71B4	301
3.4	933	1.6	406.4	20000	A504_406.4 S1 M1SD4	292	A504_406.4 P71 BN71B4	293
3.4	929	3.0	404.7	30000	A604_404.7 S1 M1SD4	300	A604_404.7 P71 BN71B4	301
3.6	885	1.0	376.8	15000	A413_376.8 S1 M1SD4	288	A413_376.8 P71 BN71B4	289
3.7	840	1.8	365.6	20000	A504_365.6 S1 M1SD4	292	A504_365.6 P71 BN71B4	293
3.9	807	3.5	351.2	30000	A604_351.2 S1 M1SD4	300	A604_351.2 P71 BN71B4	301
4.1	764	2.0	332.6	20000	A504_332.6 S1 M1SD4	292	A504_332.6 P71 BN71B4	293
4.2	761	1.1	324.2	15000	A413_324.2 S1 M1SD4	288	A413_324.2 P71 BN71B4	289
4.7	685	1.2	291.7	15000	A413_291.7 S1 M1SD4	288	A413_291.7 P71 BN71B4	289
4.8	659	2.3	286.8	20000	A504_286.8 S1 M1SD4	292	A504_286.8 P71 BN71B4	293
5.1	636	0.9	270.7	12000	A353_270.7 S1 M1SD4	284	A353_270.7 P71 BN71B4	285
5.2	616	1.4	262.5	15000	A413_262.5 S1 M1SD4	288	A413_262.5 P71 BN71B4	289
5.3	599	2.5	260.9	20000	A504_260.9 S1 M1SD4	292	A504_260.9 P71 BN71B4	293
5.5	583	1.0	248.1	12000	A353_248.1 S1 M1SD4	284	A353_248.1 P71 BN71B4	285
5.7	565	1.5	240.6	15000	A413_240.6 S1 M1SD4	288	A413_240.6 P71 BN71B4	289
5.9	533	2.8	232.0	20000	A504_232.0 S1 M1SD4	292	A504_232.0 P71 BN71B4	293
6.1	524	1.1	223.2	12000	A353_223.2 S1 M1SD4	284	A353_223.2 P71 BN71B4	285
6.3	511	1.7	217.4	15000	A413_217.4 S1 M1SD4	288	A413_217.4 P71 BN71B4	289
6.5	485	3.1	211.0	20000	A504_211.0 S1 M1SD4	292	A504_211.0 P71 BN71B4	293
6.8	474	1.3	201.8	12000	A353_201.8 S1 M1SD4	284	A353_201.8 P71 BN71B4	285
6.9	464	1.8	197.5	15000	A413_197.5 S1 M1SD4	288	A413_197.5 P71 BN71B4	289
7.2	448	3.4	190.6	20000	A503_190.6 S1 M1SD4	292	A503_190.6 P71 BN71B4	293
7.3	442	1.4	188.3	12000	A353_188.3 S1 M1SD4	284	A353_188.3 P71 BN71B4	285
7.4	433	2.0	184.4	15000	A413_184.4 S1 M1SD4	288	A413_184.4 P71 BN71B4	289
8.0	403	1.5	171.8	12000	A353_171.8 S1 M1SD4	284	A353_171.8 P71 BN71B4	285
9.1	354	0.9	150.7	9600	A303_150.7 S1 M1SD4	280	A303_150.7 P71 BN71B4	281
9.1	354	1.7	150.6	12000	A353_150.6 S1 M1SD4	284	A353_150.6 P71 BN71B4	285

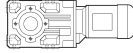





0.37 kW

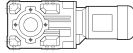



n ₂ min ⁻¹	M ₂ Nm	S	i	R _{n2} N				
9.3	345	2.5	146.9	15000	A413_146.9 S1 M1SD4	288	A413_146.9 P71 BN71B4	289
10.0	323	1.0	137.4	9600	A303_137.4 S1 M1SD4	280	A303_137.4 P71 BN71B4	281
10.0	320	1.8	136.3	12000	A353_136.3 S1 M1SD4	284	A353_136.3 P71 BN71B4	285
11.4	283	1.1	120.5	9600	A303_120.5 S1 M1SD4	280	A303_120.5 P71 BN71B4	281
11.7	275	2.0	116.9	12000	A353_116.9 S1 M1SD4	284	A353_116.9 P71 BN71B4	285
11.8	272	3.1	115.9	15000	A413_115.9 S1 M1SD4	288	A413_115.9 P71 BN71B4	289
12.6	256	1.2	109.1	9600	A303_109.1 S1 M1SD4	280	A303_109.1 P71 BN71B4	281
13.0	248	2.1	105.5	12000	A353_105.5 S1 M1SD4	284	A353_105.5 P71 BN71B4	285
14.1	237	1.3	97.5	9600			A302_97.5 P71 BN71B4	281
14.3	232	2.3	95.6	12000	A352_95.6 S1 M1SD4	284	A352_95.6 P71 BN71B4	285
15.8	210	1.5	86.7	9600			A302_86.7 P71 BN71B4	281
16.6	200	3.0	82.5	12000	A352_82.5 S1 M1SD4	284	A352_82.5 P71 BN71B4	285
17.2	194	1.1	79.9	6200			A202_79.9 P71 BN71B4	277
17.9	186	1.9	76.5	9600	A302_76.5 S1 M1SD4	280	A302_76.5 P71 BN71B4	281
18.4	180	3.3	74.3	12000	A352_74.3 S1 M1SD4	284	A352_74.3 P71 BN71B4	285
19.3	172	1.2	71.0	6200			A202_71.0 P71 BN71B4	277
20.7	160	2.4	66.0	9350	A302_66.0 S1 M1SD4	280	A302_66.0 P71 BN71B4	281
20.8	160	0.9	65.9	5500			A102_65.9 P71 BN71B4	273
21.7	153	1.6	63.1	6200	A202_63.1 S1 M1SD4	276	A202_63.1 P71 BN71B4	277
23.1	144	2.8	59.4	9080	A302_59.4 S1 M1SD4	280	A302_59.4 P71 BN71B4	281
23.4	142	1.1	58.6	5500			A102_58.6 P71 BN71B4	273
25.5	130	1.9	53.7	6090	A202_53.7 S1 M1SD4	276	A202_53.7 P71 BN71B4	277
26.0	128	3.2	52.7	8790	A302_52.7 S1 M1SD4	280	A302_52.7 P71 BN71B4	281
26.7	124	1.2	51.3	5490	A102_51.3 S1 M1SD4	272	A102_51.3 P71 BN71B4	273
28.4	117	2.1	48.3	5940	A202_48.3 S1 M1SD4	276	A202_48.3 P71 BN71B4	277
28.4	117	3.5	48.3	8580	A302_48.3 S1 M1SD4	280	A302_48.3 P71 BN71B4	281
30	110	0.9	45.4	3060	A052_45.4 S1 M1SD4	269	A052_45.4 P71 BN71B4	269
30	110	1.4	45.4	5350	A102_45.4 S1 M1SD4	272	A102_45.4 P71 BN71B4	273
32	105	2.4	43.2	5780	A202_43.2 S1 M1SD4	276	A202_43.2 P71 BN71B4	277
34	99	1.0	40.9	3020	A052_40.9 S1 M1SD4	269	A052_40.9 P71 BN71B4	269
34	99	1.5	40.9	5500	A102_40.9 S1 M1SD4	272	A102_40.9 P71 BN71B4	273
35	96	2.6	39.6	5650	A202_39.6 S1 M1SD4	276	A202_39.6 P71 BN71B4	277
39	86	2.9	35.4	5480	A202_35.4 S1 M1SD4	276	A202_35.4 P71 BN71B4	277
39	85	1.2	35.1	2950	A052_35.1 S1 M1SD4	269	A052_35.1 P71 BN71B4	269
39	85	1.8	35.1	5040	A102_35.1 S1 M1SD4	272	A102_35.1 P71 BN71B4	273
43	78	1.3	32.2	2900	A052_32.2 S1 M1SD4	269	A052_32.2 P71 BN71B4	269
43	78	1.9	32.2	5500	A102_32.2 S1 M1SD4	272	A102_32.2 P71 BN71B4	273
44	76	3.3	31.3	5310	A202_31.3 S1 M1SD4	276	A202_31.3 P71 BN71B4	277
47	71	3.5	29.2	5210	A202_29.2 S1 M1SD4	276	A202_29.2 P71 BN71B4	277
48	69	1.4	28.6	2840	A052_28.6 S1 M1SD4	269	A052_28.6 P71 BN71B4	269
48	69	2.2	28.6	4790	A102_28.6 S1 M1SD4	272	A102_28.6 P71 BN71B4	273
54	62	1.6	25.5	2770	A052_25.5 S1 M1SD4	269	A052_25.5 P71 BN71B4	269
54	62	2.4	25.5	5500	A102_25.5 S1 M1SD4	272	A102_25.5 P71 BN71B4	273
58	58	1.7	23.8	2730	A052_23.8 S1 M1SD4	269	A052_23.8 P71 BN71B4	269
58	58	2.6	23.8	4570	A102_23.8 S1 M1SD4	272	A102_23.8 P71 BN71B4	273
64	52	1.9	21.4	2670	A052_21.4 S1 M1SD4	269	A052_21.4 P71 BN71B4	269
64	52	2.9	21.4	5270	A102_21.4 S1 M1SD4	272	A102_21.4 P71 BN71B4	273
74	45	2.2	18.6	2590	A052_18.6 S1 M1SD4	269	A052_18.6 P71 BN71B4	269
74	45	3.3	18.6	4270	A102_18.6 S1 M1SD4	272	A102_18.6 P71 BN71B4	273
83	40	2.5	16.4	2510	A052_16.4 S1 M1SD4	269	A052_16.4 P71 BN71B4	269
98	34	3.0	13.9	2410	A052_13.9 S1 M1SD4	269	A052_13.9 P71 BN71B4	269

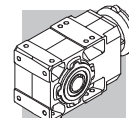


0.37 kW

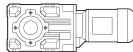



n₂ min ⁻¹	M₂ Nm	S	i	R_{n2} N				
111	30	3.3	12.3	2350	A052_12.3 S1 M1SD4	269	A052_12.3 P71 BN71B4	269
130	26	3.9	10.6	2240	A052_10.6 S1 M1SD4	269	A052_10.6 P71 BN71B4	269
142	23	4.3	9.6	2190	A052_9.6 S1 M1SD4	269	A052_9.6 P71 BN71B4	269
161	21	4.8	8.5	2120	A052_8.5 S1 M1SD4	269	A052_8.5 P71 BN71B4	269
190	17.5	5.7	7.2	2030	A052_7.2 S1 M1SD4	269	A052_7.2 P71 BN71B4	269
216	15.4	6.5	6.3	1950	A052_6.3 S1 M1SD4	269	A052_6.3 P71 BN71B4	269
228	14.6	6.8	12.3	1920	A052_12.3 S05 M05C2	269	A052_12.3 P71 BN71A2	269
251	13.3	7.2	5.5	1870	A052_5.5 S1 M1SD4	269	A052_5.5 P71 BN71B4	269
265	12.5	6.4	10.6	1830	A052_10.6 S05 M05C2	269	A052_10.6 P71 BN71A2	269
291	11.4	8.3	9.6	1790	A052_9.6 S05 M05C2	269	A052_9.6 P71 BN71A2	269
331	10.0	9.0	8.5	1720	A052_8.5 S05 M05C2	269	A052_8.5 P71 BN71A2	269
388	8.6	9.9	7.2	1640	A052_7.2 S05 M05C2	269	A052_7.2 P71 BN71A2	269
445	7.5	10.7	6.3	1570	A052_6.3 S05 M05C2	269	A052_6.3 P71 BN71A2	269
512	6.5	11.6	5.5	1500	A052_5.5 S05 M05C2	269		

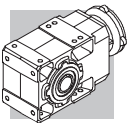
0.55 kW

n₂ min ⁻¹	M₂ Nm	S	i	R_{n2} N				
0.56	8299	1.7	1632	75000	A904_1632 S2 M2SA6	310	A904_1632 P80 BN80B6	311
0.64	7310	1.1	1438	65000	A804_1438 S2 M2SA6	307	A804_1438 P80 BN80B6	308
0.75	6213	2.3	1222	75000	A904_1222 S2 M2SA6	310	A904_1222 P80 BN80B6	311
0.80	5813	0.9	1715	50000	A704_1715 S1 M1LA4	304	A704_1715 P80 BN80A4	305
0.85	5532	2.5	1632	75000	A904_1632 S1 M1LA4	310	A904_1632 P80 BN80A4	311
0.87	5365	0.9	1583	50000	A704_1583 S1 M1LA4	304	A704_1583 P80 BN80A4	305
0.89	5279	1.5	1558	65000	A804_1558 S1 M1LA4	307	A804_1558 P80 BN80A4	308
0.92	5070	2.8	1507	75000	A904_1507 S1 M1LA4	310	A904_1507 P80 BN80A4	311
0.96	4873	1.6	1438	65000	A804_1438 S1 M1LA4	307	A804_1438 P80 BN80A4	308
1.0	4561	1.1	1346	50000	A704_1346 S1 M1LA4	304	A704_1346 P80 BN80A4	305
1.0	4541	1.8	1340	65000	A804_1340 S1 M1LA4	307	A804_1340 P80 BN80A4	308
1.0	4455	3.1	1324	75000	A904_1324 S1 M1LA4	310	A904_1324 P80 BN80A4	311
1.1	4211	1.2	1242	50000	A704_1242 S1 M1LA4	304	A704_1242 P80 BN80A4	305
1.1	4192	1.9	1237	65000	A804_1237 S1 M1LA4	307	A804_1237 P80 BN80A4	308
1.1	4112	3.4	1222	75000	A904_1222 S1 M1LA4	310	A904_1222 P80 BN80A4	311
1.2	3937	1.3	1161	50000	A704_1161 S1 M1LA4	304	A704_1161 P80 BN80A4	305
1.3	3677	2.2	1085	65000	A804_1085 S1 M1LA4	307	A804_1085 P80 BN80A4	308
1.3	3634	1.4	1072	50000	A704_1072 S1 M1LA4	304	A704_1072 P80 BN80A4	305
1.4	3394	2.4	1001	65000	A804_1001 S1 M1LA4	307	A804_1001 P80 BN80A4	308
1.5	3140	1.6	926.5	50000	A704_926.5 S1 M1LA4	304	A704_926.5 P80 BN80A4	305
1.5	3046	2.6	898.7	65000	A804_898.7 S1 M1LA4	307	A804_898.7 P80 BN80A4	308
1.6	2899	1.7	855.3	50000	A704_855.3 S1 M1LA4	304	A704_855.3 P80 BN80A4	305
1.7	2811	2.8	829.5	65000	A804_829.5 S1 M1LA4	307	A804_829.5 P80 BN80A4	308
1.8	2589	1.9	763.9	50000	A704_763.9 S1 M1LA4	304	A704_763.9 P80 BN80A4	305
1.8	2583	3.1	762.1	65000	A804_762.1 S1 M1LA4	307	A804_762.1 P80 BN80A4	308
1.8	2560	1.1	755.4	30000	A604_755.4 S1 M1LA4	300	A604_755.4 P80 BN80A4	301
2.0	2390	2.1	705.1	50000	A704_705.1 S1 M1LA4	304	A704_705.1 P80 BN80A4	305
2.0	2384	3.4	703.5	65000	A804_703.5 S1 M1LA4	307	A804_703.5 P80 BN80A4	308
2.0	2363	1.2	697.3	30000	A604_697.3 S1 M1LA4	300	A604_697.3 P80 BN80A4	301
2.1	2185	2.3	644.6	50000	A704_644.6 S1 M1LA4	304	A704_644.6 P80 BN80A4	305

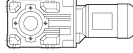





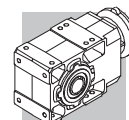
0.55 kW

n₂ min ⁻¹	M₂ Nm	S	i	R_{n2} N				
2.2	2151	1.3	634.6	30000	A604_634.6 S1 M1LA4	300	A604_634.6 P80 BN80A4	301
2.3	2017	2.5	595.0	50000	A704_595.0 S1 M1LA4	304	A704_595.0 P80 BN80A4	305
2.4	1985	1.4	585.8	30000	A604_585.8 S1 M1LA4	300	A604_585.8 P80 BN80A4	301
2.5	1837	1.5	542.0	30000	A604_542.0 S1 M1LA4	300	A604_542.0 P80 BN80A4	301
2.7	1747	2.9	515.4	50000	A704_515.4 S1 M1LA4	304	A704_515.4 P80 BN80A4	305
2.8	1696	1.7	500.3	30000	A604_500.3 S1 M1LA4	300	A604_500.3 P80 BN80A4	301
2.9	1632	0.9	481.6	20000	A504_481.6 S1 M1LA4	292	A504_481.6 P80 BN80A4	293
2.9	1612	3.1	475.8	50000	A704_475.8 S1 M1LA4	304	A704_475.8 P80 BN80A4	305
3.1	1514	1.0	446.8	20000	A504_446.8 S1 M1LA4	292	A504_446.8 P80 BN80A4	293
3.1	1486	1.9	438.4	30000	A604_438.4 S1 M1LA4	300	A604_438.4 P80 BN80A4	301
3.4	1378	1.1	406.4	20000	A504_406.4 S1 M1LA4	292	A504_406.4 P80 BN80A4	293
3.4	1372	2.0	404.7	30000	A604_404.7 S1 M1LA4	300	A604_404.7 P80 BN80A4	301
3.8	1239	1.2	365.6	20000	A504_365.6 S1 M1LA4	292	A504_365.6 P80 BN80A4	293
3.9	1190	2.4	351.2	30000	A604_351.2 S1 M1LA4	300	A604_351.2 P80 BN80A4	301
4.1	1127	1.3	332.6	20000	A504_332.6 S1 M1LA4	292	A504_332.6 P80 BN80A4	293
4.3	1099	2.5	324.2	30000	A604_324.2 S1 M1LA4	300	A604_324.2 P80 BN80A4	301
4.8	972	1.5	286.8	20000	A504_286.8 S1 M1LA4	292	A504_286.8 P80 BN80A4	293
4.8	970	2.9	286.3	30000	A604_286.3 S1 M1LA4	300	A604_286.3 P80 BN80A4	301
5.2	896	3.1	264.3	30000	A604_264.3 S1 M1LA4	300	A604_264.3 P80 BN80A4	301
5.3	910	0.9	262.5	15000	A413_262.5 S1 M1LA4	288	A413_262.5 P80 BN80A4	289
5.3	884	1.7	260.9	20000	A504_260.9 S1 M1LA4	292	A504_260.9 P80 BN80A4	293
5.7	834	1.0	240.6	15000	A413_240.6 S1 M1LA4	288	A413_240.6 P80 BN80A4	289
5.9	786	1.9	232.0	20000	A504_232.0 S1 M1LA4	292	A504_232.0 P80 BN80A4	293
6.3	753	1.1	217.4	15000	A413_217.4 S1 M1LA4	288	A413_217.4 P80 BN80A4	289
6.5	715	2.1	211.0	20000	A504_211.0 S1 M1LA4	292	A504_211.0 P80 BN80A4	293
7.0	685	1.2	197.5	15000	A413_197.5 S1 M1LA4	288	A413_197.5 P80 BN80A4	289
7.1	673	3.0	194.2	30000	A553_194.2 S1 M1LA4	296	A553_194.2 P80 BN80A4	297
7.2	660	2.3	190.6	20000	A503_190.6 S1 M1LA4	292	A503_190.6 P80 BN80A4	293
7.3	653	0.9	188.3	12000	A353_188.3 S1 M1LA4	284	A353_188.3 P80 BN80A4	285
7.5	639	1.3	184.4	15000	A413_184.4 S1 M1LA4	288	A413_184.4 P80 BN80A4	289
7.9	607	3.3	175.0	30000	A553_175.0 S1 M1LA4	296	A553_175.0 P80 BN80A4	297
8.0	601	2.5	173.4	20000	A503_173.4 S1 M1LA4	292	A503_173.4 P80 BN80A4	293
8.0	595	1.0	171.8	12000	A353_171.8 S1 M1LA4	284	A353_171.8 P80 BN80A4	285
9.0	532	2.8	154.6	20000	A503_154.6 S1 M1LA4	292	A503_154.6 P80 BN80A4	293
9.2	522	1.1	150.6	12000	A353_150.6 S1 M1LA4	284	A353_150.6 P80 BN80A4	285
9.4	509	1.7	146.9	15000	A413_146.9 S1 M1LA4	288	A413_146.9 P80 BN80A4	289
9.9	484	3.1	140.6	20000	A503_140.6 S1 M1LA4	292	A503_140.6 P80 BN80A4	293
10.1	472	1.2	136.3	12000	A353_136.3 S1 M1LA4	284	A353_136.3 P80 BN80A4	285
10.7	446	3.4	129.7	20000	A503_129.7 S1 M1LA4	292	A503_129.7 P80 BN80A4	293
11.8	405	1.4	116.9	12000	A353_116.9 S1 M1LA4	284	A353_116.9 P80 BN80A4	285
11.9	402	2.1	115.9	15000	A413_115.9 S1 M1LA4	288	A413_115.9 P80 BN80A4	289
13.1	366	1.4	105.5	12000	A353_105.5 S1 M1LA4	284	A353_105.5 P80 BN80A4	285
14.2	349	0.9	97.5	9600			A302_97.5 P80 BN80A4	281
14.4	342	1.6	95.6	12000	A352_95.6 S1 M1LA4	284	A352_95.6 P80 BN80A4	285
14.9	321	2.5	92.8	15000	A413_92.8 S1 M1LA4	288	A413_92.8 P80 BN80A4	289
15.9	310	1.0	86.7	9420			A302_86.7 P80 BN80A4	281
16.7	295	2.0	82.5	12000	A352_82.5 S1 M1LA4	284	A352_82.5 P80 BN80A4	285
17.4	284	3.0	79.2	15000	A412_79.2 S1 M1LA4	288	A412_79.2 P80 BN80A4	289
18.0	274	1.3	76.5	9180	A302_76.5 S1 M1LA4	280	A302_76.5 P80 BN80A4	281
18.6	266	2.3	74.3	12000	A352_74.3 S1 M1LA4	284	A352_74.3 P80 BN80A4	285
19.4	255	3.3	71.3	15000	A412_71.3 S1 M1LA4	288	A412_71.3 P80 BN80A4	289

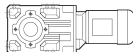





0.55 kW





n ₂ min ⁻¹	M ₂ Nm	S	i	R _{n2} N				
20.9	236	1.6	66.0	8880	A302_66.0 S1 M1LA4	280	A302_66.0 P80 BN80A4	281
21.0	236	2.5	65.8	12000	A352_65.8 S1 M1LA4	284	A352_65.8 P80 BN80A4	285
21.9	226	1.1	63.1	5840	A202_63.1 S1 M1LA4	276	A202_63.1 P80 BN80A4	277
22.9	216	2.8	60.4	12000	A352_60.4 S1 M1LA4	284	A352_60.4 P80 BN80A4	285
23.2	213	1.9	59.4	8660	A302_59.4 S1 M1LA4	280	A302_59.4 P80 BN80A4	281
25.4	194	3.1	54.3	12000	A352_54.3 S1 M1LA4	284	A352_54.3 P80 BN80A4	285
25.7	192	1.3	53.7	5670	A202_53.7 S1 M1LA4	276	A202_53.7 P80 BN80A4	277
26.2	189	2.2	52.7	8410	A302_52.7 S1 M1LA4	280	A302_52.7 P80 BN80A4	281
28.1	176	3.4	49.1	12000	A352_49.1 S1 M1LA4	284	A352_49.1 P80 BN80A4	285
28.6	173	1.4	48.3	5560	A202_48.3 S1 M1LA4	276	A202_48.3 P80 BN80A4	277
28.6	173	2.4	48.3	8230	A302_48.3 S1 M1LA4	280	A302_48.3 P80 BN80A4	281
30	163	0.9	45.4	4910	A102_45.4 S1 M1LA4	272	A102_45.4 P80 BN80A4	273
32	155	2.6	43.4	8010	A302_43.4 S1 M1LA4	280	A302_43.4 P80 BN80A4	281
32	155	1.6	43.2	5440	A202_43.2 S1 M1LA4	276	A202_43.2 P80 BN80A4	277
34	146	1.0	40.9	5500	A102_40.9 S1 M1LA4	272	A102_40.9 P80 BN80A4	273
35	142	1.8	39.6	5340	A202_39.6 S1 M1LA4	276	A202_39.6 P80 BN80A4	277
35	141	2.9	39.3	7800	A302_39.3 S1 M1LA4	280	A302_39.3 P80 BN80A4	281
38	131	3.1	36.6	7660	A302_36.6 S1 M1LA4	280	A302_36.6 P80 BN80A4	281
39	127	2.0	35.4	5200	A202_35.4 S1 M1LA4	276	A202_35.4 P80 BN80A4	277
39	126	1.2	35.1	4700	A102_35.1 S1 M1LA4	272	A102_35.1 P80 BN80A4	273
41	120	3.4	33.4	7480	A302_33.4 S1 M1LA4	280	A302_33.4 P80 BN80A4	281
43	115	1.3	32.2	5490	A102_32.2 S1 M1LA4	272	A102_32.2 P80 BN80A4	273
44	112	2.2	31.3	5060	A202_31.3 S1 M1LA4	276	A202_31.3 P80 BN80A4	277
47	105	2.4	29.2	4970	A202_29.2 S1 M1LA4	276	A202_29.2 P80 BN80A4	277
48	102	1.0	28.6	2550	A052_28.6 S1 M1LA4	269	A052_28.6 P80 BN80A4	269
48	102	1.5	28.6	4510	A102_28.6 S1 M1LA4	272	A102_28.6 P80 BN80A4	273
52	95	2.6	26.5	4850	A202_26.5 S1 M1LA4	276	A202_26.5 P80 BN80A4	277
54	91	1.1	25.5	2510	A052_25.5 S1 M1LA4	269	A052_25.5 P80 BN80A4	269
54	91	1.6	25.5	5230	A102_25.5 S1 M1LA4	272	A102_25.5 P80 BN80A4	273
58	85	1.2	23.8	2490	A052_23.8 S1 M1LA4	269	A052_23.8 P80 BN80A4	269
58	85	1.8	23.8	4330	A102_23.8 S1 M1LA4	272	A102_23.8 P80 BN80A4	273
60	83	3.0	23.1	4690	A202_23.1 S1 M1LA4	276	A202_23.1 P80 BN80A4	277
65	76	1.3	21.4	2450	A052_21.4 S1 M1LA4	269	A052_21.4 P80 BN80A4	269
65	76	2.0	21.4	5020	A102_21.4 S1 M1LA4	272	A102_21.4 P80 BN80A4	273
65	76	3.3	21.2	4590	A202_21.2 S1 M1LA4	276	A202_21.2 P80 BN80A4	277
74	66	1.5	18.6	2400	A052_18.6 S1 M1LA4	269	A052_18.6 P80 BN80A4	269
74	66	2.3	18.6	4090	A102_18.6 S1 M1LA4	272	A102_18.6 P80 BN80A4	273
84	59	1.7	16.4	2340	A052_16.4 S1 M1LA4	269	A052_16.4 P80 BN80A4	269
84	59	2.5	16.4	4710	A102_16.4 S1 M1LA4	272	A102_16.4 P80 BN80A4	273
99	50	2.0	13.9	2270	A052_13.9 S1 M1LA4	269	A052_13.9 P80 BN80A4	269
99	50	3.0	13.9	3800	A102_13.9 S1 M1LA4	272	A102_13.9 P80 BN80A4	273
112	44	2.3	12.3	2220	A052_12.3 S1 M1LA4	269	A052_12.3 P80 BN80A4	269
112	44	3.2	12.3	3670	A102_12.3 S1 M1LA4	272	A102_12.3 P80 BN80A4	273
131	38	2.6	10.6	2130	A052_10.6 S1 M1LA4	269	A052_10.6 P80 BN80A4	269
144	34	2.9	9.6	2100	A052_9.6 S1 M1LA4	269	A052_9.6 P80 BN80A4	269
162	30	3.3	8.5	2030	A052_8.5 S1 M1LA4	269	A052_8.5 P80 BN80A4	269
171	29	3.1	16.4	2000	A052_16.4 S1 M1SD2	269	A052_16.4 P71 BN71B2	269
191	26	3.9	7.2	1950	A052_7.2 S1 M1LA4	269	A052_7.2 P80 BN80A4	269
218	23	4.4	6.3	1880	A052_6.3 S1 M1LA4	269	A052_6.3 P80 BN80A4	269
229	22	4.6	12.3	1860	A052_12.3 S1 M1SD2	269	A052_12.3 P71 BN71B2	269
252	19.6	4.9	5.5	1810	A052_5.5 S1 M1LA4	269	A052_5.5 P80 BN80A4	269

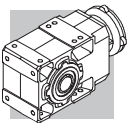


0.55 kW

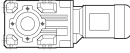



n ₂ min ⁻¹	M ₂ Nm	S	i	R _{n2} N				
267	18.5	4.3	10.6	1780	A052_10.6 S1 M1SD2	269	A052_10.6 P71 BN71B2	269
293	16.8	5.6	9.6	1740	A052_9.6 S1 M1SD2	269	A052_9.6 P71 BN71B2	269
331	14.9	6.0	8.5	1680	A052_8.5 S1 M1SD2	269	A052_8.5 P71 BN71B2	269
391	12.6	6.7	7.2	1600	A052_7.2 S1 M1SD2	269	A052_7.2 P71 BN71B2	269
445	11.1	7.2	6.3	1540	A052_6.3 S1 M1SD2	269	A052_6.3 P71 BN71B2	269
516	9.6	7.8	5.5	1480	A052_5.5 S1 M1SD2	269	A052_5.5 P71 BN71B2	269

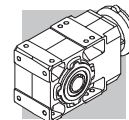
0.75 kW

n ₂ min ⁻¹	M ₂ Nm	S	i	R _{n2} N				
0.56	11316	1.2	1632	75000	A904_1632 S2 M2SB6	310	A904_1632 P90 BN90S6	311
0.61	10446	1.3	1507	75000	A904_1507 S2 M2SB6	310	A904_1507 P90 BN90S6	311
0.69	9179	1.5	1324	75000	A904_1324 S2 M2SB6	310	A904_1324 P90 BN90S6	311
0.75	8473	1.7	1222	75000	A904_1222 S2 M2SB6	310	A904_1222 P90 BN90S6	311
0.86	7436	1.9	1632	75000	A904_1632 S2 M2SA4	310	A904_1632 P80 BN80B4	311
0.90	7096	1.1	1558	65000	A804_1558 S2 M2SA4	307	A804_1558 P80 BN80B4	308
0.93	6864	2.0	1507	75000	A904_1507 S2 M2SA4	310	A904_1507 P80 BN80B4	311
0.97	6550	1.2	1438	65000	A804_1438 S2 M2SA4	307	A804_1438 P80 BN80B4	308
1.0	6104	1.3	1340	65000	A804_1340 S2 M2SA4	307	A804_1340 P80 BN80B4	308
1.1	6032	2.3	1324	75000	A904_1324 S2 M2SA4	310	A904_1324 P80 BN80B4	311
1.1	5660	0.9	1242	50000	A704_1242 S2 M2SA4	304	A704_1242 P80 BN80B4	305
1.1	5635	1.4	1237	65000	A804_1237 S2 M2SA4	307	A804_1237 P80 BN80B4	308
1.1	5568	2.5	1222	75000	A904_1222 S2 M2SA4	310	A904_1222 P80 BN80B4	311
1.2	5291	0.9	1161	50000	A704_1161 S2 M2SA4	304	A704_1161 P80 BN80B4	305
1.3	5060	2.8	1111	75000	A904_1111 S2 M2SA4	310	A904_1111 P80 BN80B4	311
1.3	4942	1.6	1085	65000	A804_1085 S2 M2SA4	307	A804_1085 P80 BN80B4	308
1.3	4884	1.0	1072	50000	A704_1072 S2 M2SA4	304	A704_1072 P80 BN80B4	305
1.4	4670	3.0	1025	75000	A904_1025 S2 M2SA4	310	A904_1025 P80 BN80B4	311
1.4	4562	1.8	1001	65000	A804_1001 S2 M2SA4	307	A804_1001 P80 BN80B4	308
1.5	4270	3.3	937.2	75000	A904_937.2 S2 M2SA4	310	A904_937.2 P80 BN80B4	311
1.5	4221	1.2	926.5	50000	A704_926.5 S2 M2SA4	304	A704_926.5 P80 BN80B4	305
1.6	4094	2.0	898.7	65000	A804_898.7 S2 M2SA4	307	A804_898.7 P80 BN80B4	308
1.6	3896	1.3	855.3	50000	A704_855.3 S2 M2SA4	304	A704_855.3 P80 BN80B4	305
1.7	3779	2.1	829.5	65000	A804_829.5 S2 M2SA4	307	A804_829.5 P80 BN80B4	308
1.8	3480	1.4	763.9	50000	A704_763.9 S2 M2SA4	304	A704_763.9 P80 BN80B4	305
1.8	3472	2.3	762.1	65000	A804_762.1 S2 M2SA4	307	A804_762.1 P80 BN80B4	308
2.0	3212	1.6	705.1	50000	A704_705.1 S2 M2SA4	304	A704_705.1 P80 BN80B4	305
2.0	3205	2.5	703.5	65000	A804_703.5 S2 M2SA4	307	A804_703.5 P80 BN80B4	308
2.0	3177	0.9	697.3	30000	A604_697.3 S2 M2SA4	300	A604_697.3 P80 BN80B4	301
2.2	2937	1.7	644.6	50000	A704_644.6 S2 M2SA4	304	A704_644.6 P80 BN80B4	305
2.2	2891	1.0	634.6	30000	A604_634.6 S2 M2SA4	300	A604_634.6 P80 BN80B4	301
2.3	2766	2.9	607.2	65000	A804_607.2 S2 M2SA4	307	A804_607.2 P80 BN80B4	308
2.4	2711	1.8	595.0	50000	A704_595.0 S2 M2SA4	304	A704_595.0 P80 BN80B4	305
2.4	2669	1.0	585.8	30000	A604_585.8 S2 M2SA4	300	A604_585.8 P80 BN80B4	301
2.5	2553	3.1	560.5	65000	A804_560.5 S2 M2SA4	307	A804_560.5 P80 BN80B4	308
2.6	2469	1.1	542.0	30000	A604_542.0 S2 M2SA4	300	A604_542.0 P80 BN80B4	301
2.7	2348	2.1	515.4	50000	A704_515.4 S2 M2SA4	304	A704_515.4 P80 BN80B4	305
2.8	2279	1.2	500.3	30000	A604_500.3 S2 M2SA4	300	A604_500.3 P80 BN80B4	301

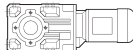





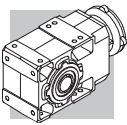
0.75 kW

n ₂ min ⁻¹	M ₂ Nm	S	i	R _{n2} N				
2.9	2167	2.3	475.8	50000	A704_475.8 S2 M2SA4	304	A704_475.8 P80 BN80B4	305
3.2	1997	1.4	438.4	30000	A604_438.4 S2 M2SA4	300	A604_438.4 P80 BN80B4	301
3.5	1844	1.5	404.7	30000	A604_404.7 S2 M2SA4	300	A604_404.7 P80 BN80B4	301
3.5	1823	2.7	400.2	50000	A704_400.2 S2 M2SA4	304	A704_400.2 P80 BN80B4	305
3.8	1683	3.0	369.4	50000	A704_369.4 S2 M2SA4	304	A704_369.4 P80 BN80B4	305
3.8	1666	0.9	365.6	20000	A504_365.6 S2 M2SA4	292	A504_365.6 P80 BN80B4	293
4.0	1600	1.8	351.2	30000	A604_351.2 S2 M2SA4	300	A604_351.2 P80 BN80B4	301
4.2	1515	1.0	332.6	20000	A504_332.6 S2 M2SA4	292	A504_332.6 P80 BN80B4	293
4.3	1477	1.9	324.2	30000	A604_324.2 S2 M2SA4	300	A604_324.2 P80 BN80B4	301
4.4	1441	3.5	316.4	50000	A704_316.4 S2 M2SA4	304	A704_316.4 P80 BN80B4	305
4.9	1307	1.1	286.8	20000	A504_286.8 S2 M2SA4	292	A504_286.8 P80 BN80B4	293
4.9	1304	2.1	286.3	30000	A604_286.3 S2 M2SA4	300	A604_286.3 P80 BN80B4	301
5.3	1204	2.3	264.3	30000	A604_264.3 S2 M2SA4	300	A604_264.3 P80 BN80B4	301
5.4	1189	1.3	260.9	20000	A504_260.9 S2 M2SA4	292	A504_260.9 P80 BN80B4	293
6.0	1057	1.4	232.0	20000	A504_232.0 S2 M2SA4	292	A504_232.0 P80 BN80B4	293
6.2	1030	2.7	226.1	30000	A604_226.1 S2 M2SA4	300	A604_226.1 P80 BN80B4	301
6.6	961	1.6	211.0	20000	A504_211.0 S2 M2SA4	292	A504_211.0 P80 BN80B4	293
6.7	951	2.9	208.7	30000	A604_208.7 S2 M2SA4	300	A604_208.7 P80 BN80B4	301
7.1	920	0.9	197.5	15000	A413_197.5 S2 M2SA4	288	A413_197.5 P80 BN80B4	289
7.2	905	2.2	194.2	30000	A553_194.2 S2 M2SA4	296	A553_194.2 P80 BN80B4	297
7.3	888	1.7	190.6	20000	A503_190.6 S2 M2SA4	292	A503_190.6 P80 BN80B4	293
7.5	865	3.2	185.8	30000	A603_185.8 S2 M2SA4	300	A603_185.8 P80 BN80B4	301
7.6	859	1.0	184.4	15000	A413_184.4 S2 M2SA4	288	A413_184.4 P80 BN80B4	289
8.0	815	2.5	175.0	30000	A553_175.0 S2 M2SA4	296	A553_175.0 P80 BN80B4	297
8.1	808	1.9	173.4	20000	A503_173.4 S2 M2SA4	292	A503_173.4 P80 BN80B4	293
8.2	799	3.5	171.5	30000	A603_171.5 S2 M2SA4	300	A603_171.5 P80 BN80B4	301
8.7	747	2.7	160.4	30000	A553_160.4 S2 M2SA4	296	A553_160.4 P80 BN80B4	297
9.1	720	2.1	154.6	20000	A503_154.6 S2 M2SA4	292	A503_154.6 P80 BN80B4	293
9.5	684	1.2	146.9	15000	A413_146.9 S2 M2SA4	288	A413_146.9 P80 BN80B4	289
9.5	684	2.9	146.8	30000	A553_146.8 S2 M2SA4	296	A553_146.8 P80 BN80B4	297
10.0	655	2.3	140.6	20000	A503_140.6 S2 M2SA4	292	A503_140.6 P80 BN80B4	293
10.3	635	0.9	136.3	12000	A353_136.3 S2 M2SA4	284	A353_136.3 P80 BN80B4	285
10.5	618	3.2	132.7	30000	A553_132.7 S2 M2SA4	296	A553_132.7 P80 BN80B4	297
10.8	604	2.5	129.7	20000	A503_129.7 S2 M2SA4	292	A503_129.7 P80 BN80B4	293
11.3	577	3.5	123.9	30000	A553_123.9 S2 M2SA4	296	A553_123.9 P80 BN80B4	297
11.9	549	2.7	118.0	20000	A503_118.0 S2 M2SA4	292	A503_118.0 P80 BN80B4	293
12.0	545	1.0	116.9	12000	A353_116.9 S2 M2SA4	284	A353_116.9 P80 BN80B4	285
12.1	540	1.6	115.9	15000	A413_115.9 S2 M2SA4	288	A413_115.9 P80 BN80B4	289
12.8	510	2.9	109.4	20000	A503_109.4 S2 M2SA4	292	A503_109.4 P80 BN80B4	293
13.3	492	1.1	105.5	12000	A353_105.5 S2 M2SA4	284	A353_105.5 P80 BN80B4	285
14.1	464	3.2	99.5	20000	A503_99.5 S2 M2SA4	292	A503_99.5 P80 BN80B4	293
14.6	460	1.2	95.6	12000	A352_95.6 S2 M2SA4	284	A352_95.6 P80 BN80B4	285
15.1	432	1.9	92.8	15000	A413_92.8 S2 M2SA4	288	A413_92.8 P80 BN80B4	289
17.0	397	1.5	82.5	12000	A352_82.5 S2 M2SA4	284	A352_82.5 P80 BN80B4	285
17.7	381	2.2	79.2	15000	A412_79.2 S2 M2SA4	288	A412_79.2 P80 BN80B4	289
18.3	368	1.0	76.5	8580	A302_76.5 S2 M2SA4	280	A302_76.5 P80 BN80B4	281
18.8	357	1.7	74.3	12000	A352_74.3 S2 M2SA4	284	A352_74.3 P80 BN80B4	285
19.6	343	2.5	71.3	15000	A412_71.3 S2 M2SA4	288	A412_71.3 P80 BN80B4	289
21.2	318	1.2	66.0	8360	A302_66.0 S2 M2SA4	280	A302_66.0 P80 BN80B4	281
21.3	317	1.9	65.8	12000	A352_65.8 S2 M2SA4	284	A352_65.8 P80 BN80B4	285
21.8	309	2.8	64.2	15000	A412_64.2 S2 M2SA4	288	A412_64.2 P80 BN80B4	289

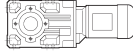





0.75 kW

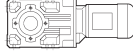



n₂ min ⁻¹	M₂ Nm	S	i	R_{n2} N				
23.2	290	2.1	60.4	12000	A352_60.4 S2 M2SA4	284	A352_60.4 P80 BN80B4	285
23.6	286	1.4	59.4	8190	A302_59.4 S2 M2SA4	280	A302_59.4 P80 BN80B4	281
23.8	283	3.0	58.8	15000	A412_58.8 S2 M2SA4	288	A412_58.8 P80 BN80B4	289
25.8	261	2.3	54.3	12000	A352_54.3 S2 M2SA4	284	A352_54.3 P80 BN80B4	285
26.1	258	1.0	53.7	5210	A202_53.7 S2 M2SA4	276	A202_53.7 P80 BN80B4	277
26.3	256	3.3	53.1	15000	A412_53.1 S2 M2SA4	288	A412_53.1 P80 BN80B4	289
26.6	253	1.6	52.7	7990	A302_52.7 S2 M2SA4	280	A302_52.7 P80 BN80B4	281
28.5	236	2.5	49.1	12000	A352_49.1 S2 M2SA4	284	A352_49.1 P80 BN80B4	285
29.0	232	1.1	48.3	5140	A202_48.3 S2 M2SA4	276	A202_48.3 P80 BN80B4	277
29.0	232	1.8	48.3	7840	A302_48.3 S2 M2SA4	280	A302_48.3 P80 BN80B4	281
31	220	2.7	45.8	12000	A352_45.8 S2 M2SA4	284	A352_45.8 P80 BN80B4	285
32	209	2.0	43.4	7660	A302_43.4 S2 M2SA4	280	A302_43.4 P80 BN80B4	281
32	208	1.2	43.2	5060	A202_43.2 S2 M2SA4	276	A202_43.2 P80 BN80B4	277
34	201	3.0	41.8	11900	A352_41.8 S2 M2SA4	284	A352_41.8 P80 BN80B4	285
35	191	1.3	39.6	4990	A202_39.6 S2 M2SA4	276	A202_39.6 P80 BN80B4	277
36	189	2.2	39.3	7480	A302_39.3 S2 M2SA4	280	A302_39.3 P80 BN80B4	281
38	176	2.3	36.6	7360	A302_36.6 S2 M2SA4	280	A302_36.6 P80 BN80B4	281
38	176	3.4	36.6	11500	A352_36.6 S2 M2SA4	284	A352_36.6 P80 BN80B4	285
40	170	1.5	35.4	4890	A202_35.4 S2 M2SA4	276	A202_35.4 P80 BN80B4	277
40	169	0.9	35.1	4320	A102_35.1 S2 M2SA4	272	A102_35.1 P80 BN80B4	273
42	161	2.5	33.4	7200	A302_33.4 S2 M2SA4	280	A302_33.4 P80 BN80B4	281
43	155	1.0	32.2	5080	A102_32.2 S2 M2SA4	272	A102_32.2 P80 BN80B4	273
45	151	1.7	31.3	4780	A202_31.3 S2 M2SA4	276	A202_31.3 P80 BN80B4	277
48	141	2.9	29.3	6960	A302_29.3 S2 M2SA4	280	A302_29.3 P80 BN80B4	281
48	141	1.8	29.2	4710	A202_29.2 S2 M2SA4	276	A202_29.2 P80 BN80B4	277
49	137	1.1	28.6	4200	A102_28.6 S2 M2SA4	272	A102_28.6 P80 BN80B4	273
53	128	3.2	26.5	6790	A302_26.5 S2 M2SA4	280	A302_26.5 P80 BN80B4	281
53	127	2.0	26.5	4620	A202_26.5 S2 M2SA4	276	A202_26.5 P80 BN80B4	277
55	123	1.2	25.5	4900	A102_25.5 S2 M2SA4	272	A102_25.5 P80 BN80B4	273
59	114	1.3	23.8	4070	A102_23.8 S2 M2SA4	272	A102_23.8 P80 BN80B4	273
61	111	2.2	23.1	4480	A202_23.1 S2 M2SA4	276	A202_23.1 P80 BN80B4	277
66	103	1.0	21.4	2210	A052_21.4 S2 M2SA4	269	A052_21.4 P80 BN80B4	269
66	103	1.5	21.4	4740	A102_21.4 S2 M2SA4	272	A102_21.4 P80 BN80B4	273
66	102	2.4	21.2	4390	A202_21.2 S2 M2SA4	276	A202_21.2 P80 BN80B4	277
75	89	1.1	18.6	2190	A052_18.6 S2 M2SA4	269	A052_18.6 P80 BN80B4	269
75	89	1.7	18.6	3880	A102_18.6 S2 M2SA4	272	A102_18.6 P80 BN80B4	273
77	87	2.9	18.1	4230	A202_18.1 S2 M2SA4	276	A202_18.1 P80 BN80B4	277
85	79	1.3	16.4	2160	A052_16.4 S2 M2SA4	269	A052_16.4 P80 BN80B4	269
85	79	1.9	16.4	4490	A102_16.4 S2 M2SA4	272	A102_16.4 P80 BN80B4	273
87	78	3.2	16.2	4110	A202_16.2 S2 M2SA4	276	A202_16.2 P80 BN80B4	277
101	67	1.5	13.9	2110	A052_13.9 S2 M2SA4	269	A052_13.9 P80 BN80B4	269
101	67	2.2	13.9	3640	A102_13.9 S2 M2SA4	272	A102_13.9 P80 BN80B4	273
114	59	1.7	12.3	2080	A052_12.3 S2 M2SA4	269	A052_12.3 P80 BN80B4	269
114	59	2.4	12.3	3530	A102_12.3 S2 M2SA4	272	A102_12.3 P80 BN80B4	273
133	51	2.0	10.6	2010	A052_10.6 S2 M2SA4	269	A052_10.6 P80 BN80B4	269
133	51	3.0	10.6	3400	A102_10.6 S2 M2SA4	272	A102_10.6 P80 BN80B4	273
146	46	2.2	9.6	1990	A052_9.6 S2 M2SA4	269	A052_9.6 P80 BN80B4	269
146	46	3.0	9.6	3320	A102_9.6 S2 M2SA4	272	A102_9.6 P80 BN80B4	273
164	41	2.4	8.5	1940	A052_8.5 S2 M2SA4	269	A052_8.5 P80 BN80B4	269
164	41	3.4	8.5	3820	A102_8.5 S2 M2SA4	272	A102_8.5 P80 BN80B4	273
194	35	2.9	7.2	1870	A052_7.2 S2 M2SA4	269	A052_7.2 P80 BN80B4	269

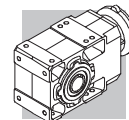


0.75 kW

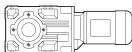



n₂ min ⁻¹	M₂ Nm	S	i	R_{n2} N				
221	30	3.3	6.3	1810	A052_6.3 S2 M2SA4	269	A052_6.3 P80 BN80B4	269
256	26	3.6	5.5	1750	A052_5.5 S2 M2SA4	269	A052_5.5 P80 BN80B4	269
266	25	3.2	10.6	1720	A052_10.6 S1 M1LA2	269	A052_10.6 P80 BN80A2	269
292	23	4.1	9.6	1690	A052_9.6 S1 M1LA2	269	A052_9.6 P80 BN80A2	269
330	20	4.4	8.5	1640	A052_8.5 S1 M1LA2	269	A052_8.5 P80 BN80A2	269
390	17.3	4.9	7.2	1570	A052_7.2 S1 M1LA2	269	A052_7.2 P80 BN80A2	269
444	15.2	5.3	6.3	1510	A052_6.3 S1 M1LA2	269	A052_6.3 P80 BN80A2	269
514	13.1	5.7	5.5	1450	A052_5.5 S1 M1LA2	269	A052_5.5 P80 BN80A2	269

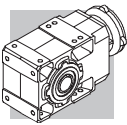
1.1 kW

n₂ min ⁻¹	M₂ Nm	S	i	R_{n2} N				
0.61	15320	0.9	1507	75000	A904_1507 S3 M3SA6	310	A904_1507 P90 BN90L6	311
0.69	13462	1.0	1324	75000	A904_1324 S3 M3SA6	310	A904_1324 P90 BN90L6	311
0.75	12427	1.1	1222	75000	A904_1222 S3 M3SA6	310	A904_1222 P90 BN90L6	311
0.86	10907	1.3	1632	75000	A904_1632 S2 M2SB4	310	A904_1632 P90 BN90S4	311
0.93	10068	1.4	1507	75000	A904_1507 S2 M2SB4	310	A904_1507 P90 BN90S4	311
1.0	8953	0.9	1340	65000	A804_1340 S2 M2SB4	307	A804_1340 P90 BN90S4	308
1.1	8847	1.6	1324	75000	A904_1324 S2 M2SB4	310	A904_1324 P90 BN90S4	311
1.1	8264	1.0	1237	65000	A804_1237 S2 M2SB4	307	A804_1237 P90 BN90S4	308
1.1	8166	1.7	1222	75000	A904_1222 S2 M2SB4	310	A904_1222 P90 BN90S4	311
1.3	7421	1.9	1111	75000	A904_1111 S2 M2SB4	310	A904_1111 P90 BN90S4	311
1.3	7249	1.1	1085	65000	A804_1085 S2 M2SB4	307	A804_1085 P90 BN90S4	308
1.4	6850	2.0	1025	75000	A904_1025 S2 M2SB4	310	A904_1025 P90 BN90S4	311
1.4	6691	1.2	1001	65000	A804_1001 S2 M2SB4	307	A804_1001 P90 BN90S4	308
1.5	6262	2.2	937.2	75000	A904_937.2 S2 M2SB4	310	A904_937.2 P90 BN90S4	311
1.6	6005	1.3	898.7	65000	A804_898.7 S2 M2SB4	307	A804_898.7 P90 BN90S4	308
1.6	5780	2.4	865.1	75000	A904_865.1 S2 M2SB4	310	A904_865.1 P90 BN90S4	311
1.6	5715	0.9	855.3	50000	A704_855.3 S2 M2SB4	304	A704_855.3 P90 BN90S4	305
1.7	5543	1.4	829.5	65000	A804_829.5 S2 M2SB4	307	A804_829.5 P90 BN90S4	308
1.8	5124	2.7	766.9	75000	A904_766.9 S2 M2SB4	310	A904_766.9 P90 BN90S4	311
1.8	5104	1.0	763.9	50000	A704_763.9 S2 M2SB4	304	A704_763.9 P90 BN90S4	305
1.8	5092	1.6	762.1	65000	A804_762.1 S2 M2SB4	307	A804_762.1 P90 BN90S4	308
2.0	4730	3.0	707.9	75000	A904_707.9 S2 M2SB4	310	A904_707.9 P90 BN90S4	311
2.0	4711	1.1	705.1	50000	A704_705.1 S2 M2SB4	304	A704_705.1 P90 BN90S4	305
2.0	4700	1.7	703.5	65000	A804_703.5 S2 M2SB4	307	A804_703.5 P90 BN90S4	308
2.2	4307	1.2	644.6	50000	A704_644.6 S2 M2SB4	304	A704_644.6 P90 BN90S4	305
2.3	4057	2.0	607.2	65000	A804_607.2 S2 M2SB4	307	A804_607.2 P90 BN90S4	308
2.3	4019	3.5	601.6	75000	A904_601.6 S2 M2SB4	310	A904_601.6 P90 BN90S4	311
2.4	3976	1.3	595.0	50000	A704_595.0 S2 M2SB4	304	A704_595.0 P90 BN90S4	305
2.5	3745	2.1	560.5	65000	A804_560.5 S2 M2SB4	307	A804_560.5 P90 BN90S4	308
2.7	3444	1.5	515.4	50000	A704_515.4 S2 M2SB4	304	A704_515.4 P90 BN90S4	305
2.9	3200	2.5	478.9	65000	A804_478.9 S2 M2SB4	307	A804_478.9 P90 BN90S4	308
2.9	3179	1.6	475.8	50000	A704_475.8 S2 M2SB4	304	A704_475.8 P90 BN90S4	305
3.2	2954	2.7	442.1	65000	A804_442.1 S2 M2SB4	307	A804_442.1 P90 BN90S4	308
3.2	2929	1.0	438.4	30000	A604_438.4 S2 M2SB4	300	A604_438.4 P90 BN90S4	301
3.5	2704	1.0	404.7	30000	A604_404.7 S2 M2SB4	300	A604_404.7 P90 BN90S4	301
3.5	2674	1.9	400.2	50000	A704_400.2 S2 M2SB4	304	A704_400.2 P90 BN90S4	305

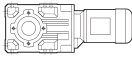





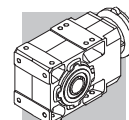
1.1 kW

n ₂ min ⁻¹	M ₂ Nm	S	i	R _{n2} N				
3.7	2562	3.1	383.5	65000	A804_383.5 S2 M2SB4	307	A804_383.5 P90 BN90S4	308
3.8	2468	2.0	369.4	50000	A704_369.4 S2 M2SB4	304	A704_369.4 P90 BN90S4	305
4.0	2365	3.4	354.0	65000	A804_354.0 S2 M2SB4	307	A804_354.0 P90 BN90S4	308
4.0	2347	1.2	351.2	30000	A604_351.2 S2 M2SB4	300	A604_351.2 P90 BN90S4	301
4.3	2166	1.3	324.2	30000	A604_324.2 S2 M2SB4	300	A604_324.2 P90 BN90S4	301
4.4	2114	2.4	316.4	50000	A704_316.4 S2 M2SB4	304	A704_316.4 P90 BN90S4	305
4.8	1951	2.6	292.0	50000	A704_292.0 S2 M2SB4	304	A704_292.0 P90 BN90S4	305
4.9	1913	1.5	286.3	30000	A604_286.3 S2 M2SB4	300	A604_286.3 P90 BN90S4	301
5.3	1766	1.6	264.3	30000	A604_264.3 S2 M2SB4	300	A604_264.3 P90 BN90S4	301
5.4	1743	0.9	260.9	20000	A504_260.9 S2 M2SB4	292	A504_260.9 P90 BN90S4	293
5.9	1594	3.1	238.6	50000	A704_238.6 S2 M2SB4	304	A704_238.6 P90 BN90S4	305
6.0	1550	1.0	232.0	20000	A504_232.0 S2 M2SB4	292	A504_232.0 P90 BN90S4	293
6.2	1511	1.9	226.1	30000	A604_226.1 S2 M2SB4	300	A604_226.1 P90 BN90S4	301
6.4	1472	3.4	220.3	50000	A704_220.3 S2 M2SB4	304	A704_220.3 P90 BN90S4	305
6.6	1410	1.1	211.0	20000	A504_211.0 S2 M2SB4	292	A504_211.0 P90 BN90S4	293
6.7	1395	2.0	208.7	30000	A604_208.7 S2 M2SB4	300	A604_208.7 P90 BN90S4	301
7.2	1327	1.5	194.2	30000	A553_194.2 S2 M2SB4	296	A553_194.2 P90 BN90S4	297
7.3	1302	1.2	190.6	20000	A503_190.6 S2 M2SB4	292	A503_190.6 P90 BN90S4	293
7.5	1269	2.2	185.8	30000	A603_185.8 S2 M2SB4	300	A603_185.8 P90 BN90S4	301
8.0	1196	1.7	175.0	30000	A553_175.0 S2 M2SB4	296	A553_175.0 P90 BN90S4	297
8.1	1184	1.3	173.4	20000	A503_173.4 S2 M2SB4	292	A503_173.4 P90 BN90S4	293
8.2	1171	2.4	171.5	30000	A603_171.5 S2 M2SB4	300	A603_171.5 P90 BN90S4	301
8.7	1096	1.8	160.4	30000	A553_160.4 S2 M2SB4	296	A553_160.4 P90 BN90S4	297
9.0	1066	2.6	156.0	30000	A603_156.0 S2 M2SB4	300	A603_156.0 P90 BN90S4	301
9.1	1056	1.4	154.6	20000	A503_154.6 S2 M2SB4	292	A503_154.6 P90 BN90S4	293
9.5	1003	2.0	146.8	30000	A553_146.8 S2 M2SB4	296	A553_146.8 P90 BN90S4	297
9.7	984	2.8	144.0	30000	A603_144.0 S2 M2SB4	300	A603_144.0 P90 BN90S4	301
10.0	961	1.6	140.6	20000	A503_140.6 S2 M2SB4	292	A503_140.6 P90 BN90S4	293
10.5	911	3.1	133.3	30000	A603_133.3 S2 M2SB4	300	A603_133.3 P90 BN90S4	301
10.5	907	2.2	132.7	30000	A553_132.7 S2 M2SB4	296	A553_132.7 P90 BN90S4	297
10.8	886	1.7	129.7	20000	A503_129.7 S2 M2SB4	292	A503_129.7 P90 BN90S4	293
11.3	846	2.4	123.9	30000	A553_123.9 S2 M2SB4	296	A553_123.9 P90 BN90S4	297
11.4	841	3.3	123.0	30000	A603_123.0 S2 M2SB4	300	A603_123.0 P90 BN90S4	301
11.9	806	1.9	118.0	20000	A503_118.0 S2 M2SB4	292	A503_118.0 P90 BN90S4	293
12.1	792	1.1	115.9	15000	A413_115.9 S2 M2SB4	288	A413_115.9 P90 BN90S4	289
12.8	748	2.0	109.4	20000	A503_109.4 S2 M2SB4	292	A503_109.4 P90 BN90S4	293
13.8	693	2.9	101.4	30000	A553_101.4 S2 M2SB4	296	A553_101.4 P90 BN90S4	297
14.1	680	2.2	99.5	20000	A503_99.5 S2 M2SB4	292	A503_99.5 P90 BN90S4	293
15.1	634	1.3	92.8	15000	A413_92.8 S2 M2SB4	288	A413_92.8 P90 BN90S4	289
15.6	612	2.5	89.5	20000	A503_89.5 S2 M2SB4	292	A503_89.5 P90 BN90S4	293
17.0	582	1.0	82.5	12000	A352_82.5 S2 M2SB4	284	A352_82.5 P90 BN90S4	285
17.2	556	2.7	81.5	20000	A503_81.5 S2 M2SB4	292	A503_81.5 P90 BN90S4	293
17.7	559	1.5	79.2	15000	A412_79.2 S2 M2SB4	288	A412_79.2 P90 BN90S4	289
18.8	524	1.1	74.3	12000	A352_74.3 S2 M2SB4	284	A352_74.3 P90 BN90S4	285
19.6	503	1.7	71.3	15000	A412_71.3 S2 M2SB4	288	A412_71.3 P90 BN90S4	289
19.9	480	3.1	70.2	20000	A503_70.2 S2 M2SB4	292	A503_70.2 P90 BN90S4	293
21.3	465	1.3	65.8	12000	A352_65.8 S2 M2SB4	284	A352_65.8 P90 BN90S4	285
21.8	453	1.9	64.2	15000	A412_64.2 S2 M2SB4	288	A412_64.2 P90 BN90S4	289
21.9	436	3.4	63.9	20000	A503_63.9 S2 M2SB4	292	A503_63.9 P90 BN90S4	293
23.2	426	1.4	60.4	12000	A352_60.4 S2 M2SB4	284	A352_60.4 P90 BN90S4	285
23.6	419	1.0	59.4	7420	A302_59.4 S2 M2SB4	280	A302_59.4 P90 BN90S4	281

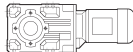






1.1 kW

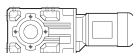




n ₂ min ⁻¹	M ₂ Nm	S	i	R _{n2} N				
23.8	415	2.0	58.8	15000	A412_58.8 S2 M2SB4	288	A412_58.8 P90 BN90S4	289
25.8	383	1.6	54.3	12000	A352_54.3 S2 M2SB4	284	A352_54.3 P90 BN90S4	285
26.3	375	2.3	53.1	15000	A412_53.1 S2 M2SB4	288	A412_53.1 P90 BN90S4	289
26.6	372	1.1	52.7	7310	A302_52.7 S2 M2SB4	280	A302_52.7 P90 BN90S4	281
28.5	346	1.7	49.1	11800	A352_49.1 S2 M2SB4	284	A352_49.1 P90 BN90S4	285
29.0	341	1.2	48.3	7220	A302_48.3 S2 M2SB4	280	A302_48.3 P90 BN90S4	281
29.0	341	2.5	48.3	15000	A412_48.3 S2 M2SB4	288	A412_48.3 P90 BN90S4	289
31	323	1.9	45.8	11700	A352_45.8 S2 M2SB4	284	A352_45.8 P90 BN90S4	285
31	318	2.6	45.1	15000	A412_45.1 S2 M2SB4	288	A412_45.1 P90 BN90S4	289
32	306	1.3	43.4	7100	A302_43.4 S2 M2SB4	280	A302_43.4 P90 BN90S4	281
34	295	2.0	41.8	11400	A352_41.8 S2 M2SB4	284	A352_41.8 P90 BN90S4	285
36	277	1.5	39.3	6970	A302_39.3 S2 M2SB4	280	A302_39.3 P90 BN90S4	281
38	259	1.6	36.6	6880	A302_36.6 S2 M2SB4	280	A302_36.6 P90 BN90S4	281
38	258	2.3	36.6	11100	A352_36.6 S2 M2SB4	284	A352_36.6 P90 BN90S4	285
39	253	3.1	35.9	14300	A412_35.9 S2 M2SB4	288	A412_35.9 P90 BN90S4	289
40	250	1.0	35.4	4380	A202_35.4 S2 M2SB4	276	A202_35.4 P90 BN90S4	277
42	236	1.7	33.4	6760	A302_33.4 S2 M2SB4	280	A302_33.4 P90 BN90S4	281
42	234	2.6	33.2	10800	A352_33.2 S2 M2SB4	284	A352_33.2 P90 BN90S4	285
45	221	1.1	31.3	4320	A202_31.3 S2 M2SB4	276	A202_31.3 P90 BN90S4	277
48	207	2.0	29.3	6580	A302_29.3 S2 M2SB4	280	A302_29.3 P90 BN90S4	281
48	206	1.2	29.2	4290	A202_29.2 S2 M2SB4	276	A202_29.2 P90 BN90S4	277
49	201	3.0	28.4	10400	A352_28.4 S2 M2SB4	284	A352_28.4 P90 BN90S4	285
53	187	2.2	26.5	6440	A302_26.5 S2 M2SB4	280	A302_26.5 P90 BN90S4	281
53	187	1.3	26.5	4230	A202_26.5 S2 M2SB4	276	A202_26.5 P90 BN90S4	277
55	181	3.3	25.7	10100	A352_25.7 S2 M2SB4	284	A352_25.7 P90 BN90S4	285
59	168	0.9	23.8	3640	A102_23.8 S2 M2SB4	272	A102_23.8 P90 BN90S4	273
61	163	1.5	23.1	4140	A202_23.1 S2 M2SB4	276	A202_23.1 P90 BN90S4	277
62	161	2.6	22.8	6220	A302_22.8 S2 M2SB4	280	A302_22.8 P90 BN90S4	281
66	151	1.0	21.4	4280	A102_21.4 S2 M2SB4	272	A102_21.4 P90 BN90S4	273
66	150	1.7	21.2	4080	A202_21.2 S2 M2SB4	276	A202_21.2 P90 BN90S4	277
68	145	2.8	20.5	6070	A302_20.5 S2 M2SB4	280	A302_20.5 P90 BN90S4	281
75	131	1.1	18.6	3540	A102_18.6 S2 M2SB4	272	A102_18.6 P90 BN90S4	273
77	128	2.0	18.1	3970	A202_18.1 S2 M2SB4	276	A202_18.1 P90 BN90S4	277
78	127	3.2	18.0	5880	A302_18.0 S2 M2SB4	280	A302_18.0 P90 BN90S4	281
85	116	1.3	16.4	4130	A102_16.4 S2 M2SB4	272	A102_16.4 P90 BN90S4	273
86	115	3.3	16.3	5740	A302_16.3 S2 M2SB4	280	A302_16.3 P90 BN90S4	281
87	114	2.2	16.2	3880	A202_16.2 S2 M2SB4	276	A202_16.2 P90 BN90S4	277
99	99	2.5	14.1	3770	A202_14.1 S2 M2SB4	276	A202_14.1 P90 BN90S4	277
101	98	1.0	13.9	1840	A052_13.9 S2 M2SB4	269		
101	98	1.5	13.9	3380	A102_13.9 S2 M2SB4	272	A102_13.9 P90 BN90S4	273
114	87	1.2	12.3	1850	A052_12.3 S2 M2SB4	269		
114	87	1.6	12.3	3300	A102_12.3 S2 M2SB4	272	A102_12.3 P90 BN90S4	273
117	84	2.5	12.0	3620	A202_12.0 S2 M2SB4	276	A202_12.0 P90 BN90S4	277
133	75	1.3	10.6	1810	A052_10.6 S2 M2SB4	269		
133	75	2.0	10.6	3210	A102_10.6 S2 M2SB4	272	A102_10.6 P90 BN90S4	273
135	73	3.1	10.3	3510	A202_10.3 S2 M2SB4	276	A202_10.3 P90 BN90S4	277
146	68	1.5	9.6	1810	A052_9.6 S2 M2SB4	269		
146	68	2.1	9.6	3140	A102_9.6 S2 M2SB4	272	A102_9.6 P90 BN90S4	273
149	66	3.2	9.4	3420	A202_9.4 S2 M2SB4	276	A202_9.4 P90 BN90S4	277
164	60	1.7	8.5	1780	A052_8.5 S2 M2SB4	269		
164	60	2.3	8.5	3630	A102_8.5 S2 M2SB4	272	A102_8.5 P90 BN90S4	273

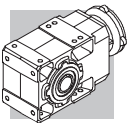


1.1 kW

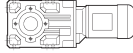



n_2 min ⁻¹	M_2 Nm	S	i	R_{n2} N			 IEC 	
194	51	2.0	7.2	1730	A052_7.2 S2 M2SB4	269		
194	51	2.8	7.2	2940	A102_7.2 S2 M2SB4	272	A102_7.2 P90 BN90S4	273
221	45	2.2	6.3	1690	A052_6.3 S2 M2SB4	269		
221	45	3.1	6.3	3390	A102_6.3 S2 M2SB4	272	A102_6.3 P90 BN90S4	273
228	43	3.2	12.3	2830	A102_12.3 S2 M2SA2	272	A102_12.3 P80 BN80B2	273
256	39	2.5	5.5	1640	A052_5.5 S2 M2SB4	269		
291	34	2.8	9.6	1600	A052_9.6 S2 M2SA2	269	A052_9.6 P80 BN80B2	269
329	30	3.0	8.5	1560	A052_8.5 S2 M2SA2	269	A052_8.5 P80 BN80B2	269
388	25	3.3	7.2	1500	A052_7.2 S2 M2SA2	269	A052_7.2 P80 BN80B2	269
442	22	3.6	6.3	1450	A052_6.3 S2 M2SA2	269	A052_6.3 P80 BN80B2	269
512	19.3	3.9	5.5	1400	A052_5.5 S2 M2SA2	269	A052_5.5 P80 BN80B2	269

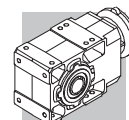
1.5 kW

n_2 min ⁻¹	M_2 Nm	S	i	R_{n2} N			 IEC 	
0.86	14767	0.9	1632	75000	A904_1632 S3 M3SA4	310	A904_1632 P90 BN90LA4	311
0.94	13631	1.0	1507	75000	A904_1507 S3 M3SA4	310	A904_1507 P90 BN90LA4	311
1.1	11978	1.2	1324	75000	A904_1324 S3 M3SA4	310	A904_1324 P90 BN90LA4	311
1.2	11057	1.3	1222	75000	A904_1222 S3 M3SA4	310	A904_1222 P90 BN90LA4	311
1.3	10047	1.4	1111	75000	A904_1111 S3 M3SA4	310	A904_1111 P90 BN90LA4	311
1.4	9274	1.5	1025	75000	A904_1025 S3 M3SA4	310	A904_1025 P90 BN90LA4	311
1.4	9060	0.9	1001	65000	A804_1001 S3 M3SA4	307	A804_1001 P90 BN90LA4	308
1.5	8478	1.7	937.2	75000	A904_937.2 S3 M3SA4	310	A904_937.2 P90 BN90LA4	311
1.6	8130	1.0	898.7	65000	A804_898.7 S3 M3SA4	307	A804_898.7 P90 BN90LA4	308
1.6	7826	1.8	865.1	75000	A904_865.1 S3 M3SA4	310	A904_865.1 P90 BN90LA4	311
1.7	7505	1.1	829.5	65000	A804_829.5 S3 M3SA4	307	A804_829.5 P90 BN90LA4	308
1.8	6938	2.0	766.9	75000	A904_766.9 S3 M3SA4	310	A904_766.9 P90 BN90LA4	311
1.9	6894	1.2	762.1	65000	A804_762.1 S3 M3SA4	307	A804_762.1 P90 BN90LA4	308
2.0	6404	2.2	707.9	75000	A904_707.9 S3 M3SA4	310	A904_707.9 P90 BN90LA4	311
2.0	6364	1.3	703.5	65000	A804_703.5 S3 M3SA4	307	A804_703.5 P90 BN90LA4	308
2.2	5832	0.9	644.6	50000	A704_644.6 S3 M3SA4	304	A704_644.6 P90 BN90LA4	305
2.3	5493	1.5	607.2	65000	A804_607.2 S3 M3SA4	307	A804_607.2 P90 BN90LA4	308
2.3	5442	2.6	601.6	75000	A904_601.6 S3 M3SA4	310	A904_601.6 P90 BN90LA4	311
2.4	5383	0.9	595.0	50000	A704_595.0 S3 M3SA4	304	A704_595.0 P90 BN90LA4	305
2.5	5070	1.6	560.5	65000	A804_560.5 S3 M3SA4	307	A804_560.5 P90 BN90LA4	308
2.5	5024	2.8	555.3	75000	A904_555.3 S3 M3SA4	310	A904_555.3 P90 BN90LA4	311
2.7	4663	1.1	515.4	50000	A704_515.4 S3 M3SA4	304	A704_515.4 P90 BN90LA4	305
2.9	4402	3.2	486.6	75000	A904_486.6 S3 M3SA4	310	A904_486.6 P90 BN90LA4	311
2.9	4333	1.8	478.9	65000	A804_478.9 S3 M3SA4	307	A804_478.9 P90 BN90LA4	308
3.0	4304	1.2	475.8	50000	A704_475.8 S3 M3SA4	304	A704_475.8 P90 BN90LA4	305
3.1	4063	3.4	449.2	75000	A904_449.2 S3 M3SA4	310	A904_449.2 P90 BN90LA4	311
3.2	3999	2.0	442.1	65000	A804_442.1 S3 M3SA4	307	A804_442.1 P90 BN90LA4	308
3.5	3620	1.4	400.2	50000	A704_400.2 S3 M3SA4	304	A704_400.2 P90 BN90LA4	305
3.7	3469	2.3	383.5	65000	A804_383.5 S3 M3SA4	307	A804_383.5 P90 BN90LA4	308
3.8	3342	1.5	369.4	50000	A704_369.4 S3 M3SA4	304	A704_369.4 P90 BN90LA4	305
4.0	3202	2.5	354.0	65000	A804_354.0 S3 M3SA4	307	A804_354.0 P90 BN90LA4	308
4.0	3177	0.9	351.2	30000	A604_351.2 S3 M3SA4	300	A604_351.2 P90 BN90LA4	301
4.3	2933	1.0	324.2	30000	A604_324.2 S3 M3SA4	300	A604_324.2 P90 BN90LA4	301

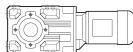




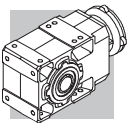
1.5 kW

n₂ min ⁻¹	M₂ Nm	S	i	R_{n2} N				
4.5	2862	1.7	316.4	50000	A704_316.4 S3 M3SA4	304	A704_316.4 P90 BN90LA4	305
4.7	2718	2.9	300.4	65000	A804_300.4 S3 M3SA4	307	A804_300.4 P90 BN90LA4	308
4.8	2642	1.9	292.0	50000	A704_292.0 S3 M3SA4	304	A704_292.0 P90 BN90LA4	305
4.9	2590	1.1	286.3	30000	A604_286.3 S3 M3SA4	300	A604_286.3 P90 BN90LA4	301
5.1	2509	3.2	277.3	65000	A804_277.3 S3 M3SA4	307	A804_277.3 P90 BN90LA4	308
5.3	2391	1.2	264.3	30000	A604_264.3 S3 M3SA4	300	A604_264.3 P90 BN90LA4	301
5.9	2159	2.3	238.6	50000	A704_238.6 S3 M3SA4	304	A704_238.6 P90 BN90LA4	305
6.2	2046	1.4	226.1	30000	A604_226.1 S3 M3SA4	300	A604_226.1 P90 BN90LA4	301
6.4	1993	2.5	220.3	50000	A704_220.3 S3 M3SA4	304	A704_220.3 P90 BN90LA4	305
6.8	1888	1.5	208.7	30000	A604_208.7 S3 M3SA4	300	A604_208.7 P90 BN90LA4	301
7.3	1796	1.1	194.2	30000	A553_194.2 S3 M3SA4	296	A553_194.2 P90 BN90LA4	297
7.6	1718	1.6	185.8	30000	A603_185.8 S3 M3SA4	300	A603_185.8 P90 BN90LA4	301
7.7	1664	3.0	183.9	50000	A704_183.9 S3 M3SA4	304	A704_183.9 P90 BN90LA4	305
8.1	1619	1.2	175.0	30000	A553_175.0 S3 M3SA4	296	A553_175.0 P90 BN90LA4	297
8.1	1604	0.9	173.4	20000	A503_173.4 S3 M3SA4	292	A503_173.4 P90 BN90LA4	293
8.2	1586	1.8	171.5	30000	A603_171.5 S3 M3SA4	300	A603_171.5 P90 BN90LA4	301
8.3	1536	3.3	169.8	50000	A704_169.8 S3 M3SA4	304	A704_169.8 P90 BN90LA4	305
8.8	1484	1.3	160.4	30000	A553_160.4 S3 M3SA4	296	A553_160.4 P90 BN90LA4	297
9.0	1443	1.9	156.0	30000	A603_156.0 S3 M3SA4	300	A603_156.0 P90 BN90LA4	301
9.1	1430	1.0	154.6	20000	A503_154.6 S3 M3SA4	292	A503_154.6 P90 BN90LA4	293
9.2	1422	2.8	153.7	50000	A703_153.7 S3 M3SA4	304	A703_153.7 P90 BN90LA4	305
9.6	1358	1.5	146.8	30000	A553_146.8 S3 M3SA4	296	A553_146.8 P90 BN90LA4	297
9.8	1332	2.1	144.0	30000	A603_144.0 S3 M3SA4	300	A603_144.0 P90 BN90LA4	301
10.0	1301	1.2	140.6	20000	A503_140.6 S3 M3SA4	292	A503_140.6 P90 BN90LA4	293
10.6	1233	2.3	133.3	30000	A603_133.3 S3 M3SA4	300	A603_133.3 P90 BN90LA4	301
10.6	1228	1.6	132.7	30000	A553_132.7 S3 M3SA4	296	A553_132.7 P90 BN90LA4	297
10.9	1199	1.3	129.7	20000	A503_129.7 S3 M3SA4	292	A503_129.7 P90 BN90LA4	293
11.4	1146	1.7	123.9	30000	A553_123.9 S3 M3SA4	296	A553_123.9 P90 BN90LA4	297
11.5	1138	2.5	123.0	30000	A603_123.0 S3 M3SA4	300	A603_123.0 P90 BN90LA4	301
12.0	1091	1.4	118.0	20000	A503_118.0 S3 M3SA4	292	A503_118.0 P90 BN90LA4	293
12.9	1012	1.5	109.4	20000	A503_109.4 S3 M3SA4	292	A503_109.4 P90 BN90LA4	293
13.1	997	2.8	107.8	30000	A603_107.8 S3 M3SA4	300	A603_107.8 P90 BN90LA4	301
13.9	938	2.1	101.4	30000	A553_101.4 S3 M3SA4	296	A553_101.4 P90 BN90LA4	297
14.2	921	1.6	99.5	20000	A503_99.5 S3 M3SA4	292	A503_99.5 P90 BN90LA4	293
14.2	920	3.0	99.5	30000	A603_99.5 S3 M3SA4	300	A603_99.5 P90 BN90LA4	301
15.2	858	0.9	92.8	15000	A413_92.8 S3 M3SA4	288	A413_92.8 P90 BN90LA4	289
15.7	828	1.8	89.5	20000	A503_89.5 S3 M3SA4	292	A503_89.5 P90 BN90LA4	293
16.3	799	3.5	86.4	30000	A603_86.4 S3 M3SA4	300	A603_86.4 P90 BN90LA4	301
17.3	753	2.0	81.5	20000	A503_81.5 S3 M3SA4	292	A503_81.5 P90 BN90LA4	293
17.7	736	2.7	79.5	30000	A553_79.5 S3 M3SA4	296	A553_79.5 P90 BN90LA4	297
17.8	757	1.1	79.2	15000	A412_79.2 S3 M3SA4	288	A412_79.2 P90 BN90LA4	289
19.8	681	1.2	71.3	15000	A412_71.3 S3 M3SA4	288	A412_71.3 P90 BN90LA4	289
20.1	650	2.3	70.2	20000	A503_70.2 S3 M3SA4	292	A503_70.2 P90 BN90LA4	293
21.4	629	1.0	65.8	11600	A352_65.8 S3 M3SA4	284	A352_65.8 P90 BN90LA4	285
21.9	595	3.4	64.3	30000	A553_64.3 S3 M3SA4	296	A553_64.3 P90 BN90LA4	297
22.0	613	1.4	64.2	15000	A412_64.2 S3 M3SA4	288	A412_64.2 P90 BN90LA4	289
22.1	591	2.5	63.9	20000	A503_63.9 S3 M3SA4	292	A503_63.9 P90 BN90LA4	293
23.4	577	1.0	60.4	11500	A352_60.4 S3 M3SA4	284	A352_60.4 P90 BN90LA4	285
24.0	562	1.5	58.8	15000	A412_58.8 S3 M3SA4	288	A412_58.8 P90 BN90LA4	289
24.8	526	2.9	56.8	20000	A503_56.8 S3 M3SA4	292	A503_56.8 P90 BN90LA4	293
26.0	519	1.2	54.3	11300	A352_54.3 S3 M3SA4	284	A352_54.3 P90 BN90LA4	285

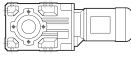




1.5 kW

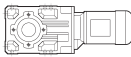


n₂ min ⁻¹	M₂ Nm	S	i	R_{n2} N				
26.5	508	1.7	53.1	15000	A412_53.1 S3 M3SA4	288	A412_53.1 P90 BN90LA4	289
27.3	478	3.1	51.7	19700	A503_51.7 S3 M3SA4	292	A503_51.7 P90 BN90LA4	293
28.7	469	1.3	49.1	11100	A352_49.1 S3 M3SA4	284	A352_49.1 P90 BN90LA4	285
29.2	461	1.8	48.3	14900	A412_48.3 S3 M3SA4	288	A412_48.3 P90 BN90LA4	289
31	438	1.4	45.8	11000	A352_45.8 S3 M3SA4	284	A352_45.8 P90 BN90LA4	285
31	431	1.9	45.1	14600	A412_45.1 S3 M3SA4	288	A412_45.1 P90 BN90LA4	289
32	415	1.0	43.4	6450	A302_43.4 S3 M3SA4	280	A302_43.4 P90 BN90LA4	281
34	399	1.5	41.8	10800	A352_41.8 S3 M3SA4	284	A352_41.8 P90 BN90LA4	285
36	375	1.1	39.3	6380	A302_39.3 S3 M3SA4	280	A302_39.3 P90 BN90LA4	281
38	350	1.2	36.6	6330	A302_36.6 S3 M3SA4	280	A302_36.6 P90 BN90LA4	281
38	350	1.7	36.6	10500	A352_36.6 S3 M3SA4	284	A352_36.6 P90 BN90LA4	285
39	343	2.3	35.9	13800	A412_35.9 S3 M3SA4	288	A412_35.9 P90 BN90LA4	289
42	319	1.3	33.4	6260	A302_33.4 S3 M3SA4	280	A302_33.4 P90 BN90LA4	281
43	317	1.9	33.2	10300	A352_33.2 S3 M3SA4	284	A352_33.2 P90 BN90LA4	285
48	280	1.5	29.3	6140	A302_29.3 S3 M3SA4	280	A302_29.3 P90 BN90LA4	281
50	272	2.2	28.4	9940	A352_28.4 S3 M3SA4	284	A352_28.4 P90 BN90LA4	285
50	271	2.7	28.3	13000	A412_28.3 S3 M3SA4	288	A412_28.3 P90 BN90LA4	289
53	254	1.6	26.5	6040	A302_26.5 S3 M3SA4	280	A302_26.5 P90 BN90LA4	281
53	253	1.0	26.5	3790	A202_26.5 S3 M3SA4	276	A202_26.5 P90 BN90LA4	277
55	245	2.4	25.7	9710	A352_25.7 S3 M3SA4	284	A352_25.7 P90 BN90LA4	285
61	221	1.1	23.1	3760	A202_23.1 S3 M3SA4	276	A202_23.1 P90 BN90LA4	277
62	217	1.9	22.8	5870	A302_22.8 S3 M3SA4	280	A302_22.8 P90 BN90LA4	281
62	217	3.1	22.7	12200	A412_22.7 S3 M3SA4	288	A412_22.7 P90 BN90LA4	289
63	215	2.8	22.5	9400	A352_22.5 S3 M3SA4	284	A352_22.5 P90 BN90LA4	285
66	203	1.2	21.2	3730	A202_21.2 S3 M3SA4	276	A202_21.2 P90 BN90LA4	277
69	196	2.1	20.5	5760	A302_20.5 S3 M3SA4	280	A302_20.5 P90 BN90LA4	281
69	195	3.1	20.4	9170	A352_20.4 S3 M3SA4	284	A352_20.4 P90 BN90LA4	285
78	173	1.4	18.1	3660	A202_18.1 S3 M3SA4	276	A202_18.1 P90 BN90LA4	277
78	172	2.3	18.0	5600	A302_18.0 S3 M3SA4	280	A302_18.0 P90 BN90LA4	281
86	157	1.0	16.4	3720	A102_16.4 S3 M3SA4	272	A102_16.4 P90 BN90LA4	273
86	156	2.5	16.3	5480	A302_16.3 S3 M3SA4	280	A302_16.3 P90 BN90LA4	281
87	154	1.6	16.2	3600	A202_16.2 S3 M3SA4	276	A202_16.2 P90 BN90LA4	277
100	134	1.8	14.1	3530	A202_14.1 S3 M3SA4	276	A202_14.1 P90 BN90LA4	277
101	133	1.1	13.9	3090	A102_13.9 S3 M3SA4	272	A102_13.9 P90 BN90LA4	273
104	130	2.9	13.6	5250	A302_13.6 S3 M3SA4	280	A302_13.6 P90 BN90LA4	281
115	118	1.2	12.3	3040	A102_12.3 S3 M3SA4	272	A102_12.3 P90 BN90LA4	273
118	114	1.8	12.0	3420	A202_12.0 S3 M3SA4	276	A202_12.0 P90 BN90LA4	277
120	113	2.7	11.8	5060	A302_11.8 S3 M3SA4	280	A302_11.8 P90 BN90LA4	281
123	109	3.2	22.8	5040	A302_22.8 S2 M2SB2	280	A302_22.8 P90 BN90SA2	281
134	101	1.5	10.6	2990	A102_10.6 S3 M3SA4	272	A102_10.6 P90 BN90LA4	273
135	100	3.4	10.5	4930	A302_10.5 S3 M3SA4	280	A302_10.5 P90 BN90LA4	281
136	99	2.3	10.3	3330	A202_10.3 S3 M3SA4	276	A202_10.3 P90 BN90LA4	277
147	92	1.5	9.6	2940	A102_9.6 S3 M3SA4	272	A102_9.6 P90 BN90LA4	273
150	90	2.3	9.4	3250	A202_9.4 S3 M3SA4	276	A202_9.4 P90 BN90LA4	277
151	89	3.4	9.3	4770	A302_9.3 S3 M3SA4	280	A302_9.3 P90 BN90LA4	281
166	81	1.7	8.5	3420	A102_8.5 S3 M3SA4	272	A102_8.5 P90 BN90LA4	273
168	80	2.6	8.4	3180	A202_8.4 S3 M3SA4	276	A202_8.4 P90 BN90LA4	277
193	70	3.0	7.3	3080	A202_7.3 S3 M3SA4	276	A202_7.3 P90 BN90LA4	277
196	69	2.0	7.2	2790	A102_7.2 S3 M3SA4	272	A102_7.2 P90 BN90LA4	273
216	62	3.4	6.5	3000	A202_6.5 S3 M3SA4	276	A202_6.5 P90 BN90LA4	277
223	61	2.3	6.3	3220	A102_6.3 S3 M3SA4	272	A102_6.3 P90 BN90LA4	273

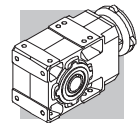


1.5 kW

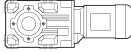




n_2 min ⁻¹	M_2 Nm	S	i	R_{n2} N				
258	52	2.7	5.5	2630	A102_5.5 S3 M3SA4	272	A102_5.5 P90 BN90LA4	273
291	46	3.0	9.6	2560	A102_9.6 S2 M2SB2	272	A102_9.6 P90 BN90SA2	273
329	41	3.4	8.5	2950	A102_8.5 S2 M2SB2	272	A102_8.5 P90 BN90SA2	273
388	35	2.4	7.2	1420	A052_7.2 S2 M2SB2	269		
442	30	2.6	6.3	1380	A052_6.3 S2 M2SB2	269		
512	26	2.9	5.5	1340	A052_5.5 S2 M2SB2	269		

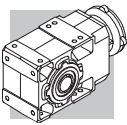
2.2 kW

n_2 min ⁻¹	M_2 Nm	S	i	R_{n2} N				
1.2	16217	0.9	1222	75000	A904_1222 S3 M3LA4	310	A904_1222 P100 BN100LA4	311
1.3	14736	1.0	1111	75000	A904_1111 S3 M3LA4	310	A904_1111 P100 BN100LA4	311
1.4	13602	1.0	1025	75000	A904_1025 S3 M3LA4	310	A904_1025 P100 BN100LA4	311
1.5	12435	1.1	937.2	75000	A904_937.2 S3 M3LA4	310	A904_937.2 P100 BN100LA4	311
1.6	11479	1.2	865.1	75000	A904_865.1 S3 M3LA4	310	A904_865.1 P100 BN100LA4	311
1.8	10176	1.4	766.9	75000	A904_766.9 S3 M3LA4	310	A904_766.9 P100 BN100LA4	311
2.0	9393	1.5	707.9	75000	A904_707.9 S3 M3LA4	310	A904_707.9 P100 BN100LA4	311
2.0	9334	0.9	703.5	65000	A804_703.5 S3 M3LA4	307	A804_703.5 P100 BN100LA4	308
2.3	8056	1.0	607.2	65000	A804_607.2 S3 M3LA4	307	A804_607.2 P100 BN100LA4	308
2.3	7982	1.8	601.6	75000	A904_601.6 S3 M3LA4	310	A904_601.6 P100 BN100LA4	311
2.5	7436	1.1	560.5	65000	A804_560.5 S3 M3LA4	307	A804_560.5 P100 BN100LA4	308
2.5	7368	1.9	555.3	75000	A904_555.3 S3 M3LA4	310	A904_555.3 P100 BN100LA4	311
2.9	6456	2.2	486.6	75000	A904_486.6 S3 M3LA4	310	A904_486.6 P100 BN100LA4	311
2.9	6355	1.3	478.9	65000	A804_478.9 S3 M3LA4	307	A804_478.9 P100 BN100LA4	308
3.1	5960	2.3	449.2	75000	A904_449.2 S3 M3LA4	310	A904_449.2 P100 BN100LA4	311
3.2	5866	1.4	442.1	65000	A804_442.1 S3 M3LA4	307	A804_442.1 P100 BN100LA4	308
3.5	5310	0.9	400.2	50000	A704_400.2 S3 M3LA4	304	A704_400.2 P100 BN100LA4	305
3.7	5114	2.7	385.4	75000	A904_385.4 S3 M3LA4	310	A904_385.4 P100 BN100LA4	311
3.7	5088	1.6	383.5	65000	A804_383.5 S3 M3LA4	307	A804_383.5 P100 BN100LA4	308
3.8	4901	1.0	369.4	50000	A704_369.4 S3 M3LA4	304	A704_369.4 P100 BN100LA4	305
4.0	4721	3.0	355.8	75000	A904_355.8 S3 M3LA4	310	A904_355.8 P100 BN100LA4	311
4.0	4697	1.7	354.0	65000	A804_354.0 S3 M3LA4	307	A804_354.0 P100 BN100LA4	308
4.5	4198	1.2	316.4	50000	A704_316.4 S3 M3LA4	304	A704_316.4 P100 BN100LA4	305
4.6	4045	3.5	304.9	75000	A904_304.9 S3 M3LA4	310	A904_304.9 P100 BN100LA4	311
4.7	3986	2.0	300.4	65000	A804_300.4 S3 M3LA4	307	A804_300.4 P100 BN100LA4	308
4.8	3875	1.3	292.0	50000	A704_292.0 S3 M3LA4	304	A704_292.0 P100 BN100LA4	305
5.1	3679	2.2	277.3	65000	A804_277.3 S3 M3LA4	307	A804_277.3 P100 BN100LA4	308
5.9	3166	1.6	238.6	50000	A704_238.6 S3 M3LA4	304	A704_238.6 P100 BN100LA4	305
6.1	3087	2.6	232.6	65000	A804_232.6 S3 M3LA4	307	A804_232.6 P100 BN100LA4	308
6.2	3000	0.9	226.1	30000	A604_226.1 S3 M3LA4	300	A604_226.1 P100 BN100LA4	301
6.4	2922	1.7	220.3	50000	A704_220.3 S3 M3LA4	304	A704_220.3 P100 BN100LA4	305
6.6	2849	2.8	214.7	65000	A804_214.7 S3 M3LA4	307	A804_214.7 P100 BN100LA4	308
6.8	2770	1.0	208.7	30000	A604_208.7 S3 M3LA4	300	A604_208.7 P100 BN100LA4	301
7.6	2520	1.1	185.8	30000	A603_185.8 S3 M3LA4	300	A603_185.8 P100 BN100LA4	301
7.7	2440	2.0	183.9	50000	A704_183.9 S3 M3LA4	304	A704_183.9 P100 BN100LA4	305
8.2	2326	1.2	171.5	30000	A603_171.5 S3 M3LA4	300	A603_171.5 P100 BN100LA4	301
8.2	2273	3.5	171.3	65000	A804_171.3 S3 M3LA4	307	A804_171.3 P100 BN100LA4	308
8.3	2252	2.2	169.8	50000	A704_169.8 S3 M3LA4	304	A704_169.8 P100 BN100LA4	305

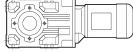





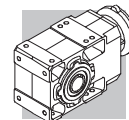
2.2 kW

n₂ min ⁻¹	M₂ Nm	S	i	R_{n2} N			 IEC 	
8.8	2177	0.9	160.4	30000	A553_160.4 S3 M3LA4	296	A553_160.4 P100 BN100LA4	297
9.0	2117	1.3	156.0	30000	A603_156.0 S3 M3LA4	300	A603_156.0 P100 BN100LA4	301
9.2	2085	1.9	153.7	50000	A703_153.7 S3 M3LA4	304	A703_153.7 P100 BN100LA4	305
9.6	1992	1.0	146.8	30000	A553_146.8 S3 M3LA4	296	A553_146.8 P100 BN100LA4	297
9.8	1954	1.4	144.0	30000	A603_144.0 S3 M3LA4	300	A603_144.0 P100 BN100LA4	301
9.9	1925	2.6	141.9	50000	A703_141.9 S3 M3LA4	304	A703_141.9 P100 BN100LA4	305
10.6	1808	1.5	133.3	30000	A603_133.3 S3 M3LA4	300	A603_133.3 P100 BN100LA4	301
10.6	1801	1.1	132.7	30000	A553_132.7 S3 M3LA4	296	A553_132.7 P100 BN100LA4	297
10.8	1773	2.8	130.7	50000	A703_130.7 S3 M3LA4	304	A703_130.7 P100 BN100LA4	305
11.4	1681	1.2	123.9	30000	A553_123.9 S3 M3LA4	296	A553_123.9 P100 BN100LA4	297
11.5	1669	1.7	123.0	30000	A603_123.0 S3 M3LA4	300	A603_123.0 P100 BN100LA4	301
11.7	1636	3.1	120.6	50000	A703_120.6 S3 M3LA4	304	A703_120.6 P100 BN100LA4	305
12.0	1600	0.9	118.0	20000	A503_118.0 S3 M3LA4	292	A503_118.0 P100 BN100LA4	293
12.9	1485	1.0	109.4	20000	A503_109.4 S3 M3LA4	292	A503_109.4 P100 BN100LA4	293
13.1	1463	1.9	107.8	30000	A603_107.8 S3 M3LA4	300	A603_107.8 P100 BN100LA4	301
13.5	1414	3.5	104.2	50000	A703_104.2 S3 M3LA4	304	A703_104.2 P100 BN100LA4	305
13.9	1375	1.5	101.4	30000	A553_101.4 S3 M3LA4	296	A553_101.4 P100 BN100LA4	297
14.2	1350	1.1	99.5	20000	A503_99.5 S3 M3LA4	292	A503_99.5 P100 BN100LA4	293
14.2	1350	2.1	99.5	30000	A603_99.5 S3 M3LA4	300	A603_99.5 P100 BN100LA4	301
15.7	1215	1.2	89.5	19800	A503_89.5 S3 M3LA4	292	A503_89.5 P100 BN100LA4	293
16.3	1172	2.4	86.4	30000	A603_86.4 S3 M3LA4	300	A603_86.4 P100 BN100LA4	301
17.3	1105	1.4	81.5	19600	A503_81.5 S3 M3LA4	292	A503_81.5 P100 BN100LA4	293
17.7	1082	2.6	79.7	30000	A603_79.7 S3 M3LA4	300	A603_79.7 P100 BN100LA4	301
17.7	1079	1.9	79.5	30000	A553_79.5 S3 M3LA4	296	A553_79.5 P100 BN100LA4	297
20.0	955	2.9	70.4	30000	A603_70.4 S3 M3LA4	300	A603_70.4 P100 BN100LA4	301
20.1	953	1.6	70.2	19300	A503_70.2 S3 M3LA4	292	A503_70.2 P100 BN100LA4	293
21.7	882	3.2	65.0	30000	A603_65.0 S3 M3LA4	300	A603_65.0 P100 BN100LA4	301
21.9	873	2.3	64.3	30000	A553_64.3 S3 M3LA4	296	A553_64.3 P100 BN100LA4	297
22.0	899	0.9	64.2	14500	A412_64.2 S3 M3LA4	288	A412_64.2 P100 BN100LA4	289
22.1	867	1.7	63.9	19000	A503_63.9 S3 M3LA4	292	A503_63.9 P100 BN100LA4	293
24.0	824	1.0	58.8	14400	A412_58.8 S3 M3LA4	288	A412_58.8 P100 BN100LA4	289
24.8	771	1.9	56.8	18600	A503_56.8 S3 M3LA4	292	A503_56.8 P100 BN100LA4	293
26.5	745	1.1	53.1	14100	A412_53.1 S3 M3LA4	288	A412_53.1 P100 BN100LA4	289
27.3	701	2.1	51.7	18300	A503_51.7 S3 M3LA4	292	A503_51.7 P100 BN100LA4	293
27.7	691	2.9	51.0	30000	A553_51.0 S3 M3LA4	296	A553_51.0 P100 BN100LA4	297
28.7	688	0.9	49.1	9900	A352_49.1 S3 M3LA4	284	A352_49.1 P100 BN100LA4	285
29.2	677	1.3	48.3	13900	A412_48.3 S3 M3LA4	288	A412_48.3 P100 BN100LA4	289
31	642	0.9	45.8	9840	A352_45.8 S3 M3LA4	284	A352_45.8 P100 BN100LA4	285
31	632	1.3	45.1	13700	A412_45.1 S3 M3LA4	288	A412_45.1 P100 BN100LA4	289
31	611	2.5	45.0	17900	A503_45.0 S3 M3LA4	292	A503_45.0 P100 BN100LA4	293
34	586	1.0	41.8	9750	A352_41.8 S3 M3LA4	284	A352_41.8 P100 BN100LA4	285
34	555	2.7	40.9	17500	A503_40.9 S3 M3LA4	292	A503_40.9 P100 BN100LA4	293
38	513	1.2	36.6	9600	A352_36.6 S3 M3LA4	284	A352_36.6 P100 BN100LA4	285
39	503	1.6	35.9	13100	A412_35.9 S3 M3LA4	288	A412_35.9 P100 BN100LA4	289
40	483	3.1	35.6	17000	A503_35.6 S3 M3LA4	292	A503_35.6 P100 BN100LA4	293
43	465	1.3	33.2	9460	A352_33.2 S3 M3LA4	284	A352_33.2 P100 BN100LA4	285
44	439	3.4	32.4	16600	A503_32.4 S3 M3LA4	292	A503_32.4 P100 BN100LA4	293
48	411	1.0	29.3	5380	A302_29.3 S3 M3LA4	280	A302_29.3 P100 BN100LA4	281
50	399	1.5	28.4	9230	A352_28.4 S3 M3LA4	284	A352_28.4 P100 BN100LA4	285
50	397	1.8	28.3	12400	A412_28.3 S3 M3LA4	288	A412_28.3 P100 BN100LA4	289
53	372	1.1	26.5	5350	A302_26.5 S3 M3LA4	280	A302_26.5 P100 BN100LA4	281

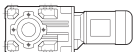






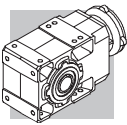
2.2 kW

n₂ min ⁻¹	M₂ Nm	S	i	R_{n2} N				
55	360	1.7	25.7	9070	A352_25.7 S3 M3LA4	284	A352_25.7 P100 BN100LA4	285
62	319	1.3	22.8	5290	A302_22.8 S3 M3LA4	280	A302_22.8 P100 BN100LA4	281
62	318	2.1	22.7	11700	A412_22.7 S3 M3LA4	288	A412_22.7 P100 BN100LA4	289
63	315	1.9	22.5	8840	A352_22.5 S3 M3LA4	284	A352_22.5 P100 BN100LA4	285
69	288	1.4	20.5	5230	A302_20.5 S3 M3LA4	280	A302_20.5 P100 BN100LA4	281
69	286	2.1	20.4	8660	A352_20.4 S3 M3LA4	284	A352_20.4 P100 BN100LA4	285
78	254	1.0	18.1	3140	A202_18.1 S3 M3LA4	276	A202_18.1 P100 BN100LA4	277
78	252	1.6	18.0	5140	A302_18.0 S3 M3LA4	280	A302_18.0 P100 BN100LA4	281
79	249	2.5	17.8	11000	A412_17.8 S3 M3LA4	288	A412_17.8 P100 BN100LA4	289
83	238	2.5	17.0	8320	A352_17.0 S3 M3LA4	284	A352_17.0 P100 BN100LA4	285
86	229	1.7	16.3	5060	A302_16.3 S3 M3LA4	280	A302_16.3 P100 BN100LA4	281
87	227	1.1	16.2	3140	A202_16.2 S3 M3LA4	276	A202_16.2 P100 BN100LA4	277
88	226	2.7	16.1	10800	A412_16.1 S3 M3LA4	288	A412_16.1 P100 BN100LA4	289
91	217	2.8	15.5	8150	A352_15.5 S3 M3LA4	284	A352_15.5 P100 BN100LA4	285
100	197	1.2	14.1	3120	A202_14.1 S3 M3LA4	276	A202_14.1 P100 BN100LA4	277
102	193	3.0	13.8	10300	A412_13.8 S3 M3LA4	288	A412_13.8 P100 BN100LA4	289
104	190	1.9	13.6	4900	A302_13.6 S3 M3LA4	280	A302_13.6 P100 BN100LA4	281
108	183	3.3	13.1	7820	A352_13.1 S3 M3LA4	284	A352_13.1 P100 BN100LA4	285
118	168	1.3	12.0	3070	A202_12.0 S3 M3LA4	276	A202_12.0 P100 BN100LA4	277
120	165	1.8	11.8	4750	A302_11.8 S3 M3LA4	280	A302_11.8 P100 BN100LA4	281
120	165	2.4	11.8	7710	A352_11.8 S3 M3LA4	284	A352_11.8 P100 BN100LA4	285
120	165	3.3	11.7	9870	A412_11.7 S3 M3LA4	288	A412_11.7 P100 BN100LA4	289
123	160	2.0	23.1	3070	A202_23.1 S3 M3SA2	276	A202_23.1 P90 BN90L2	277
133	149	2.7	10.6	7510	A352_10.6 S3 M3LA4	284	A352_10.6 P100 BN100LA4	285
134	148	1.0	10.6	2600	A102_10.6 S3 M3LA4	272	A102_10.6 P100 BN100LA4	273
135	147	2.3	10.5	4660	A302_10.5 S3 M3LA4	280	A302_10.5 P100 BN100LA4	281
136	145	1.6	10.3	3030	A202_10.3 S3 M3LA4	276	A202_10.3 P100 BN100LA4	277
147	135	1.0	9.6	2580	A102_9.6 S3 M3LA4	272	A102_9.6 P100 BN100LA4	273
150	131	1.6	9.4	2980	A202_9.4 S3 M3LA4	276	A202_9.4 P100 BN100LA4	277
151	130	2.3	9.3	4530	A302_9.3 S3 M3LA4	280	A302_9.3 P100 BN100LA4	281
151	130	3.1	9.3	7240	A352_9.3 S3 M3LA4	284	A352_9.3 P100 BN100LA4	285
166	119	1.2	8.5	3050	A102_8.5 S3 M3LA4	272	A102_8.5 P100 BN100LA4	273
167	119	2.5	8.5	4430	A302_8.5 S3 M3LA4	280	A302_8.5 P100 BN100LA4	281
167	119	3.2	8.5	7060	A352_8.5 S3 M3LA4	284	A352_8.5 P100 BN100LA4	285
168	117	1.8	8.4	2930	A202_8.4 S3 M3LA4	276	A202_8.4 P100 BN100LA4	277
193	102	2.1	7.3	2860	A202_7.3 S3 M3LA4	276	A202_7.3 P100 BN100LA4	277
196	101	1.4	7.2	2520	A102_7.2 S3 M3LA4	272	A102_7.2 P100 BN100LA4	273
201	98	3.0	7.0	4240	A302_7.0 S3 M3LA4	280	A302_7.0 P100 BN100LA4	281
216	92	2.3	6.5	2810	A202_6.5 S3 M3LA4	276	A202_6.5 P100 BN100LA4	277
220	90	3.3	6.4	4150	A302_6.4 S3 M3LA4	280	A302_6.4 P100 BN100LA4	281
223	89	1.6	6.3	2950	A102_6.3 S3 M3LA4	272	A102_6.3 P100 BN100LA4	273
258	77	1.8	5.5	2430	A102_5.5 S3 M3LA4	272	A102_5.5 P100 BN100LA4	273
263	75	2.8	5.4	2700	A202_5.4 S3 M3LA4	276	A202_5.4 P100 BN100LA4	277
304	65	3.2	9.4	2620	A202_9.4 S3 M3SA2	276	A202_9.4 P90 BN90L2	277

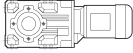






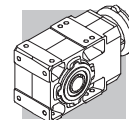
3.0 kW

n₂ min ⁻¹	M₂ Nm	S	i	R_{n2} N			 IEC 	
1.6	15653	0.9	865.1	75000	A904_865.1 S3 M3LB4	310	A904_865.1 P100 BN100LB4	311
1.8	13876	1.0	766.9	75000	A904_766.9 S3 M3LB4	310	A904_766.9 P100 BN100LB4	311
2.0	12809	1.1	707.9	75000	A904_707.9 S3 M3LB4	310	A904_707.9 P100 BN100LB4	311
2.3	10885	1.3	601.6	75000	A904_601.6 S3 M3LB4	310	A904_601.6 P100 BN100LB4	311
2.5	10047	1.4	555.3	75000	A904_555.3 S3 M3LB4	310	A904_555.3 P100 BN100LB4	311
2.9	8804	1.6	486.6	75000	A904_486.6 S3 M3LB4	310	A904_486.6 P100 BN100LB4	311
2.9	8665	0.9	478.9	65000	A804_478.9 S3 M3LB4	307	A804_478.9 P100 BN100LB4	308
3.1	8127	1.7	449.2	75000	A904_449.2 S3 M3LB4	310	A904_449.2 P100 BN100LB4	311
3.2	7999	1.0	442.1	65000	A804_442.1 S3 M3LB4	307	A804_442.1 P100 BN100LB4	308
3.7	6974	2.0	385.4	75000	A904_385.4 S3 M3LB4	310	A904_385.4 P100 BN100LB4	311
3.7	6938	1.2	383.5	65000	A804_383.5 S3 M3LB4	307	A804_383.5 P100 BN100LB4	308
4.0	6438	2.2	355.8	75000	A904_355.8 S3 M3LB4	310	A904_355.8 P100 BN100LB4	311
4.0	6405	1.2	354.0	65000	A804_354.0 S3 M3LB4	307	A804_354.0 P100 BN100LB4	308
4.5	5724	0.9	316.4	50000	A704_316.4 S3 M3LB4	304	A704_316.4 P100 BN100LB4	305
4.6	5517	2.5	304.9	75000	A904_304.9 S3 M3LB4	310	A904_304.9 P100 BN100LB4	311
4.7	5435	1.5	300.4	65000	A804_300.4 S3 M3LB4	307	A804_300.4 P100 BN100LB4	308
4.8	5284	0.9	292.0	50000	A704_292.0 S3 M3LB4	304	A704_292.0 P100 BN100LB4	305
5.0	5092	2.7	281.4	75000	A904_281.4 S3 M3LB4	310	A904_281.4 P100 BN100LB4	311
5.1	5017	1.6	277.3	65000	A804_277.3 S3 M3LB4	307	A804_277.3 P100 BN100LB4	308
5.9	4317	1.2	238.6	50000	A704_238.6 S3 M3LB4	304	A704_238.6 P100 BN100LB4	305
6.1	4209	1.9	232.6	65000	A804_232.6 S3 M3LB4	307	A804_232.6 P100 BN100LB4	308
6.2	4097	3.4	226.4	75000	A904_226.4 S3 M3LB4	310	A904_226.4 P100 BN100LB4	311
6.4	3985	1.3	220.3	50000	A704_220.3 S3 M3LB4	304	A704_220.3 P100 BN100LB4	305
6.6	3885	2.1	214.7	65000	A804_214.7 S3 M3LB4	307	A804_214.7 P100 BN100LB4	308
7.7	3327	1.5	183.9	50000	A704_183.9 S3 M3LB4	304	A704_183.9 P100 BN100LB4	305
8.2	3172	0.9	171.5	30000	A603_171.5 S3 M3LB4	300	A603_171.5 P100 BN100LB4	301
8.2	3099	2.6	171.3	65000	A804_171.3 S3 M3LB4	307	A804_171.3 P100 BN100LB4	308
8.3	3071	1.6	169.8	50000	A704_169.8 S3 M3LB4	304	A704_169.8 P100 BN100LB4	305
9.0	2901	2.8	156.8	65000	A803_156.8 S3 M3LB4	307	A803_156.8 P100 BN100LB4	308
9.0	2887	1.0	156.0	30000	A603_156.0 S3 M3LB4	300	A603_156.0 P100 BN100LB4	301
9.2	2843	1.4	153.7	50000	A703_153.7 S3 M3LB4	304	A703_153.7 P100 BN100LB4	305
9.7	2678	3.0	144.7	65000	A803_144.7 S3 M3LB4	307	A803_144.7 P100 BN100LB4	308
9.8	2665	1.1	144.0	30000	A603_144.0 S3 M3LB4	300	A603_144.0 P100 BN100LB4	301
9.9	2624	1.9	141.9	50000	A703_141.9 S3 M3LB4	304	A703_141.9 P100 BN100LB4	305
10.6	2466	1.1	133.3	30000	A603_133.3 S3 M3LB4	300	A603_133.3 P100 BN100LB4	301
10.8	2417	2.1	130.7	50000	A703_130.7 S3 M3LB4	304	A703_130.7 P100 BN100LB4	305
11.2	2324	3.4	125.6	65000	A803_125.6 S3 M3LB4	307	A803_125.6 P100 BN100LB4	308
11.5	2276	1.2	123.0	30000	A603_123.0 S3 M3LB4	300	A603_123.0 P100 BN100LB4	301
11.7	2231	2.2	120.6	50000	A703_120.6 S3 M3LB4	304	A703_120.6 P100 BN100LB4	305
13.1	1994	1.4	107.8	30000	A603_107.8 S3 M3LB4	300	A603_107.8 P100 BN100LB4	301
13.5	1928	2.6	104.2	50000	A703_104.2 S3 M3LB4	304	A703_104.2 P100 BN100LB4	305
13.9	1876	1.1	101.4	30000	A553_101.4 S3 M3LB4	296	A553_101.4 P100 BN100LB4	297
14.2	1841	1.5	99.5	30000	A603_99.5 S3 M3LB4	300	A603_99.5 P100 BN100LB4	301
14.7	1780	2.8	96.2	50000	A703_96.2 S3 M3LB4	304	A703_96.2 P100 BN100LB4	305
15.7	1657	0.9	89.5	17100	A503_89.5 S3 M3LB4	292	A503_89.5 P100 BN100LB4	293
16.3	1598	1.8	86.4	30000	A603_86.4 S3 M3LB4	300	A603_86.4 P100 BN100LB4	301
16.4	1590	3.1	85.9	50000	A703_85.9 S3 M3LB4	304	A703_85.9 P100 BN100LB4	305
17.3	1507	1.0	81.5	17200	A503_81.5 S3 M3LB4	292	A503_81.5 P100 BN100LB4	293
17.7	1475	1.9	79.7	30000	A603_79.7 S3 M3LB4	300	A603_79.7 P100 BN100LB4	301
17.7	1471	1.4	79.5	30000	A553_79.5 S3 M3LB4	296	A553_79.5 P100 BN100LB4	297
17.8	1468	3.4	79.3	50000	A703_79.3 S3 M3LB4	304	A703_79.3 P100 BN100LB4	305

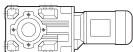






3.0 kW






n ₂ min ⁻¹	M ₂ Nm	S	i	R _{n2} N			 IEC 	
20.0	1303	2.1	70.4	30000	A603_70.4 S3 M3LB4	300	A603_70.4 P100 BN100LB4	301
20.1	1299	1.2	70.2	17200	A503_70.2 S3 M3LB4	292	A503_70.2 P100 BN100LB4	293
21.7	1202	2.3	65.0	30000	A603_65.0 S3 M3LB4	300	A603_65.0 P100 BN100LB4	301
21.9	1190	1.7	64.3	30000	A553_64.3 S3 M3LB4	296	A553_64.3 P100 BN100LB4	297
22.1	1182	1.3	63.9	17100	A503_63.9 S3 M3LB4	292	A503_63.9 P100 BN100LB4	293
24.8	1051	1.4	56.8	17000	A503_56.8 S3 M3LB4	292	A503_56.8 P100 BN100LB4	293
25.4	1029	2.7	55.6	30000	A603_55.6 S3 M3LB4	300	A603_55.6 P100 BN100LB4	301
27.3	956	1.6	51.7	16800	A503_51.7 S3 M3LB4	292	A503_51.7 P100 BN100LB4	293
27.5	950	2.9	51.3	30000	A603_51.3 S3 M3LB4	300	A603_51.3 P100 BN100LB4	301
27.7	943	2.1	51.0	30000	A553_51.0 S3 M3LB4	296	A553_51.0 P100 BN100LB4	297
29.2	923	0.9	48.3	12700	A412_48.3 S3 M3LB4	288	A412_48.3 P100 BN100LB4	289
31	861	1.0	45.1	12600	A412_45.1 S3 M3LB4	288	A412_45.1 P100 BN100LB4	289
31	836	3.3	45.2	30000	A603_45.2 S3 M3LB4	300	A603_45.2 P100 BN100LB4	301
31	833	1.8	45.0	16500	A503_45.0 S3 M3LB4	292	A503_45.0 P100 BN100LB4	293
34	757	2.0	40.9	16300	A503_40.9 S3 M3LB4	292	A503_40.9 P100 BN100LB4	293
35	746	2.7	40.3	30000	A553_40.3 S3 M3LB4	296	A553_40.3 P100 BN100LB4	297
38	700	0.9	36.6	8550	A352_36.6 S3 M3LB4	284	A352_36.6 P100 BN100LB4	285
39	686	1.1	35.9	12200	A412_35.9 S3 M3LB4	288	A412_35.9 P100 BN100LB4	289
40	659	2.3	35.6	16000	A503_35.6 S3 M3LB4	292	A503_35.6 P100 BN100LB4	293
43	634	0.9	33.2	8520	A352_33.2 S3 M3LB4	284	A352_33.2 P100 BN100LB4	285
44	599	2.5	32.4	15700	A503_32.4 S3 M3LB4	292	A503_32.4 P100 BN100LB4	293
50	543	1.1	28.4	8420	A352_28.4 S3 M3LB4	284	A352_28.4 P100 BN100LB4	285
50	541	1.3	28.3	11700	A412_28.3 S3 M3LB4	288	A412_28.3 P100 BN100LB4	289
53	489	3.1	26.4	15100	A503_26.4 S3 M3LB4	292	A503_26.4 P100 BN100LB4	293
55	491	1.2	25.7	8330	A352_25.7 S3 M3LB4	284	A352_25.7 P100 BN100LB4	285
59	445	3.4	24.0	14800	A503_24.0 S3 M3LB4	292	A503_24.0 P100 BN100LB4	293
62	435	0.9	22.8	4610	A302_22.8 S3 M3LB4	280	A302_22.8 P100 BN100LB4	281
62	433	1.6	22.7	11200	A412_22.7 S3 M3LB4	288	A412_22.7 P100 BN100LB4	289
63	430	1.4	22.5	8190	A352_22.5 S3 M3LB4	284	A352_22.5 P100 BN100LB4	285
67	400	3.0	20.9	15500	A502_20.9 S3 M3LB4	292	A502_20.9 P100 BN100LB4	293
69	392	1.0	20.5	4620	A302_20.5 S3 M3LB4	280	A302_20.5 P100 BN100LB4	281
69	390	1.5	20.4	8080	A352_20.4 S3 M3LB4	284	A352_20.4 P100 BN100LB4	285
78	344	1.2	18.0	4600	A302_18.0 S3 M3LB4	280	A302_18.0 P100 BN100LB4	281
79	339	1.9	17.8	10600	A412_17.8 S3 M3LB4	288	A412_17.8 P100 BN100LB4	289
83	324	1.9	17.0	7830	A352_17.0 S3 M3LB4	284	A352_17.0 P100 BN100LB4	285
86	312	1.2	16.3	4580	A302_16.3 S3 M3LB4	280	A302_16.3 P100 BN100LB4	281
88	308	2.0	16.1	10400	A412_16.1 S3 M3LB4	288	A412_16.1 P100 BN100LB4	289
91	296	2.0	15.5	7700	A352_15.5 S3 M3LB4	284	A352_15.5 P100 BN100LB4	285
100	269	0.9	14.1	2650	A202_14.1 S3 M3LB4	276	A202_14.1 P100 BN100LB4	277
102	263	2.2	13.8	9990	A412_13.8 S3 M3LB4	288	A412_13.8 P100 BN100LB4	289
104	259	1.4	13.6	4500	A302_13.6 S3 M3LB4	280	A302_13.6 P100 BN100LB4	281
108	250	2.4	13.1	7450	A352_13.1 S3 M3LB4	284	A352_13.1 P100 BN100LB4	285
118	229	0.9	12.0	2670	A202_12.0 S3 M3LB4	276	A202_12.0 P100 BN100LB4	277
120	225	1.3	11.8	4400	A302_11.8 S3 M3LB4	280	A302_11.8 P100 BN100LB4	281
120	225	1.8	11.8	7410	A352_11.8 S3 M3LB4	284	A352_11.8 P100 BN100LB4	285
120	224	2.5	11.7	9580	A412_11.7 S3 M3LB4	288	A412_11.7 P100 BN100LB4	289
124	218	1.5	23.1	2690	A202_23.1 S3 M3LA2	276	A202_23.1 P100 BN100L2	277
133	203	2.0	10.6	7230	A352_10.6 S3 M3LB4	284	A352_10.6 P100 BN100LB4	285
135	200	1.7	10.5	4350	A302_10.5 S3 M3LB4	280	A302_10.5 P100 BN100LB4	281
136	198	1.1	10.3	2690	A202_10.3 S3 M3LB4	276	A202_10.3 P100 BN100LB4	277
139	194	2.8	10.1	9230	A412_10.1 S3 M3LB4	288	A412_10.1 P100 BN100LB4	289

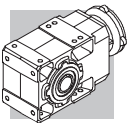


3.0 kW

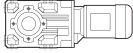




n ₂ min ⁻¹	M ₂ Nm	S	i	R _{n2} N			 IEC 	
150	179	1.2	9.4	2670	A202_9.4 S3 M3LB4	276	A202_9.4 P100 BN100LB4	277
151	178	1.7	9.3	4240	A302_9.3 S3 M3LB4	280	A302_9.3 P100 BN100LB4	281
151	178	2.2	9.3	7000	A352_9.3 S3 M3LB4	284	A352_9.3 P100 BN100LB4	285
153	176	3.1	9.2	8980	A412_9.2 S3 M3LB4	288	A412_9.2 P100 BN100LB4	289
167	162	1.9	8.5	4170	A302_8.5 S3 M3LB4	280	A302_8.5 P100 BN100LB4	281
167	162	2.4	8.5	6840	A352_8.5 S3 M3LB4	284	A352_8.5 P100 BN100LB4	285
168	160	1.3	8.4	2650	A202_8.4 S3 M3LB4	276	A202_8.4 P100 BN100LB4	277
169	159	3.5	8.3	8740	A412_8.3 S3 M3LB4	288	A412_8.3 P100 BN100LB4	289
193	139	1.5	7.3	2620	A202_7.3 S3 M3LB4	276	A202_7.3 P100 BN100LB4	277
196	138	1.0	7.2	2220	A102_7.2 S3 M3LB4	272	A102_7.2 P100 BN100LB4	273
201	134	2.2	7.0	4030	A302_7.0 S3 M3LB4	280	A302_7.0 P100 BN100LB4	281
201	134	2.8	7.0	6520	A352_7.0 S3 M3LB4	284	A352_7.0 P100 BN100LB4	285
216	125	1.7	6.5	2590	A202_6.5 S3 M3LB4	276	A202_6.5 P100 BN100LB4	277
220	123	2.4	6.4	3950	A302_6.4 S3 M3LB4	280	A302_6.4 P100 BN100LB4	281
220	123	2.9	6.4	6360	A352_6.4 S3 M3LB4	284	A352_6.4 P100 BN100LB4	285
223	121	1.2	6.3	2640	A102_6.3 S3 M3LB4	272	A102_6.3 P100 BN100LB4	273
243	111	2.7	11.8	3870	A302_11.8 S3 M3LA2	280	A302_11.8 P100 BN100L2	281
258	104	1.3	5.5	2200	A102_5.5 S3 M3LB4	272	A102_5.5 P100 BN100LB4	273
260	103	2.9	5.4	3810	A302_5.4 S3 M3LB4	280	A302_5.4 P100 BN100LB4	281
260	103	3.3	5.4	6070	A352_5.4 S3 M3LB4	284	A352_5.4 P100 BN100LB4	285
263	102	2.1	5.4	2520	A202_5.4 S3 M3LB4	276	A202_5.4 P100 BN100LB4	277
277	97	1.9	10.3	2500	A202_10.3 S3 M3LA2	276	A202_10.3 P100 BN100L2	277
307	88	3.4	9.3	3670	A302_9.3 S3 M3LA2	280	A302_9.3 P100 BN100L2	281
342	79	2.7	8.4	2410	A202_8.4 S3 M3LA2	276	A202_8.4 P100 BN100L2	277
397	68	2.1	7.2	2090	A102_7.2 S3 M3LA2	272	A102_7.2 P100 BN100L2	273
451	60	2.3	6.3	2430	A102_6.3 S3 M3LA2	272	A102_6.3 P100 BN100L2	273
523	51	2.6	5.5	1990	A102_5.5 S3 M3LA2	272	A102_5.5 P100 BN100L2	273

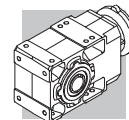
4.0 kW

n ₂ min ⁻¹	M ₂ Nm	S	i	R _{n2} N			 IEC 	
2.3	14616	1.0	601.6	75000	A904_601.6 S3 M3LC4	310	A904_601.6 P112 BN112M4	311
2.5	13492	1.0	555.3	75000	A904_555.3 S3 M3LC4	310	A904_555.3 P112 BN112M4	311
2.9	11823	1.2	486.6	75000	A904_486.6 S3 M3LC4	310	A904_486.6 P112 BN112M4	311
3.1	10913	1.3	449.2	75000	A904_449.2 S3 M3LC4	310	A904_449.2 P112 BN112M4	311
3.6	9365	1.5	385.4	75000	A904_385.4 S3 M3LC4	310	A904_385.4 P112 BN112M4	311
3.7	9317	0.9	383.5	65000	A804_383.5 S3 M3LC4	307	A804_383.5 P112 BN112M4	308
3.9	8645	1.6	355.8	75000	A904_355.8 S3 M3LC4	310	A904_355.8 P112 BN112M4	311
4.0	8600	0.9	354.0	65000	A804_354.0 S3 M3LC4	307	A804_354.0 P112 BN112M4	308
4.6	7408	1.9	304.9	75000	A904_304.9 S3 M3LC4	310	A904_304.9 P112 BN112M4	311
4.7	7299	1.1	300.4	65000	A804_300.4 S3 M3LC4	307	A804_300.4 P112 BN112M4	308
5.0	6838	2.0	281.4	75000	A904_281.4 S3 M3LC4	310	A904_281.4 P112 BN112M4	311
5.0	6737	1.2	277.3	65000	A804_277.3 S3 M3LC4	307	A804_277.3 P112 BN112M4	308
5.9	5797	0.9	238.6	50000	A704_238.6 S3 M3LC4	304	A704_238.6 P112 BN112M4	305
6.0	5652	1.4	232.6	65000	A804_232.6 S3 M3LC4	307	A804_232.6 P112 BN112M4	308
6.2	5502	2.5	226.4	75000	A904_226.4 S3 M3LC4	310	A904_226.4 P112 BN112M4	311
6.4	5352	0.9	220.3	50000	A704_220.3 S3 M3LC4	304	A704_220.3 P112 BN112M4	305
6.5	5217	1.5	214.7	65000	A804_214.7 S3 M3LC4	307	A804_214.7 P112 BN112M4	308

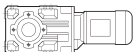






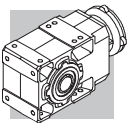
4.0 kW

n₂ min ⁻¹	M₂ Nm	S	i	R_{n2} N			 IEC 	
6.7	5078	2.8	209.0	75000	A904_209.0 S3 M3LC4	310	A904_209.0 P112 BN112M4	311
7.6	4468	1.1	183.9	50000	A704_183.9 S3 M3LC4	304	A704_183.9 P112 BN112M4	305
7.8	4373	3.2	180.0	75000	A904_180.0 S3 M3LC4	310	A904_180.0 P112 BN112M4	311
8.2	4162	1.9	171.3	65000	A804_171.3 S3 M3LC4	307	A804_171.3 P112 BN112M4	308
8.2	4125	1.2	169.8	50000	A704_169.8 S3 M3LC4	304	A704_169.8 P112 BN112M4	305
8.4	4036	3.5	166.1	75000	A904_166.1 S3 M3LC4	310	A904_166.1 P112 BN112M4	311
8.9	3895	2.1	156.8	65000	A803_156.8 S3 M3LC4	307	A803_156.8 P112 BN112M4	308
9.1	3818	1.1	153.7	50000	A703_153.7 S3 M3LC4	304	A703_153.7 P112 BN112M4	305
9.7	3596	2.2	144.7	65000	A803_144.7 S3 M3LC4	307	A803_144.7 P112 BN112M4	308
9.9	3524	1.4	141.9	50000	A703_141.9 S3 M3LC4	304	A703_141.9 P112 BN112M4	305
10.7	3246	1.5	130.7	50000	A703_130.7 S3 M3LC4	304	A703_130.7 P112 BN112M4	305
11.1	3121	2.6	125.6	65000	A803_125.6 S3 M3LC4	307	A803_125.6 P112 BN112M4	308
11.4	3056	0.9	123.0	30000	A603_123.0 S3 M3LC4	300	A603_123.0 P112 BN112M4	301
11.6	2996	1.7	120.6	50000	A703_120.6 S3 M3LC4	304	A703_120.6 P112 BN112M4	305
12.1	2881	2.8	116.0	65000	A803_116.0 S3 M3LC4	307	A803_116.0 P112 BN112M4	308
13.0	2678	1.0	107.8	30000	A603_107.8 S3 M3LC4	300	A603_107.8 P112 BN112M4	301
13.4	2590	1.9	104.2	50000	A703_104.2 S3 M3LC4	304	A703_104.2 P112 BN112M4	305
13.5	2584	3.1	104.0	65000	A803_104.0 S3 M3LC4	307	A803_104.0 P112 BN112M4	308
14.1	2472	1.1	99.5	30000	A603_99.5 S3 M3LC4	300	A603_99.5 P112 BN112M4	301
14.6	2390	2.1	96.2	50000	A703_96.2 S3 M3LC4	304	A703_96.2 P112 BN112M4	305
14.6	2386	3.4	96.0	65000	A803_96.0 S3 M3LC4	307	A803_96.0 P112 BN112M4	308
16.2	2146	1.3	86.4	30000	A603_86.4 S3 M3LC4	300	A603_86.4 P112 BN112M4	301
16.3	2135	2.3	85.9	50000	A703_85.9 S3 M3LC4	304	A703_85.9 P112 BN112M4	305
17.6	1980	1.4	79.7	30000	A603_79.7 S3 M3LC4	300	A603_79.7 P112 BN112M4	301
17.6	1976	1.0	79.5	30000	A553_79.5 S3 M3LC4	296	A553_79.5 P112 BN112M4	297
17.6	1971	2.5	79.3	50000	A703_79.3 S3 M3LC4	304	A703_79.3 P112 BN112M4	305
19.3	1802	2.8	72.5	50000	A703_72.5 S3 M3LC4	304	A703_72.5 P112 BN112M4	305
19.9	1749	1.6	70.4	30000	A603_70.4 S3 M3LC4	300	A603_70.4 P112 BN112M4	301
20.9	1663	3.0	66.9	50000	A703_66.9 S3 M3LC4	304	A703_66.9 P112 BN112M4	305
21.5	1615	1.7	65.0	30000	A603_65.0 S3 M3LC4	300	A603_65.0 P112 BN112M4	301
21.8	1598	1.3	64.3	30000	A553_64.3 S3 M3LC4	296	A553_64.3 P112 BN112M4	297
21.9	1587	0.9	63.9	14700	A503_63.9 S3 M3LC4	292	A503_63.9 P112 BN112M4	293
24.6	1411	1.1	56.8	14800	A503_56.8 S3 M3LC4	292	A503_56.8 P112 BN112M4	293
25.2	1381	2.0	55.6	30000	A603_55.6 S3 M3LC4	300	A603_55.6 P112 BN112M4	301
27.1	1284	1.2	51.7	14900	A503_51.7 S3 M3LC4	292	A503_51.7 P112 BN112M4	293
27.3	1275	2.2	51.3	30000	A603_51.3 S3 M3LC4	300	A603_51.3 P112 BN112M4	301
28	1266	1.6	51.0	30000	A553_51.0 S3 M3LC4	296	A553_51.0 P112 BN112M4	297
31	1123	2.5	45.2	30000	A603_45.2 S3 M3LC4	300	A603_45.2 P112 BN112M4	301
31	1118	1.3	45.0	14900	A503_45.0 S3 M3LC4	292	A503_45.0 P112 BN112M4	293
34	1036	2.7	41.7	30000	A603_41.7 S3 M3LC4	300	A603_41.7 P112 BN112M4	301
34	1017	1.5	40.9	14800	A503_40.9 S3 M3LC4	292	A503_40.9 P112 BN112M4	293
35	1001	2.0	40.3	30000	A553_40.3 S3 M3LC4	296	A553_40.3 P112 BN112M4	297
39	884	1.7	35.6	14700	A503_35.6 S3 M3LC4	292	A503_35.6 P112 BN112M4	293
41	852	3.3	34.3	30000	A603_34.3 S3 M3LC4	300	A603_34.3 P112 BN112M4	301
43	804	1.9	32.4	14500	A503_32.4 S3 M3LC4	292	A503_32.4 P112 BN112M4	293
47	744	2.7	29.9	30000	A553_29.9 S3 M3LC4	296	A553_29.9 P112 BN112M4	297
49	727	1.0	28.3	10900	A412_28.3 S3 M3LC4	288	A412_28.3 P112 BN112M4	289
53	657	2.3	26.4	14100	A503_26.4 S3 M3LC4	292	A503_26.4 P112 BN112M4	293
55	659	0.9	25.7	7420	A352_25.7 S3 M3LC4	284	A352_25.7 P112 BN112M4	285
58	597	2.5	24.0	13900	A503_24.0 S3 M3LC4	292	A503_24.0 P112 BN112M4	293
59	591	3.3	23.8	30000	A553_23.8 S3 M3LC4	296	A553_23.8 P112 BN112M4	297

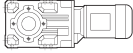






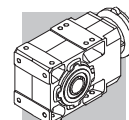
4.0 kW

n₂ min ⁻¹	M₂ Nm	S	i	R_{n2} N			 IEC 	
62	582	1.2	22.7	10500	A412_22.7 S3 M3LC4	288	A412_22.7 P112 BN112M4	289
62	577	1.0	22.5	7400	A352_22.5 S3 M3LC4	284	A352_22.5 P112 BN112M4	285
67	537	2.2	20.9	15100	A502_20.9 S3 M3LC4	292	A502_20.9 P112 BN112M4	293
69	524	1.1	20.4	7360	A352_20.4 S3 M3LC4	284	A352_20.4 P112 BN112M4	285
78	462	0.9	18.0	3930	A302_18.0 S3 M3LC4	280	A302_18.0 P112 BN112M4	281
79	456	1.4	17.8	10100	A412_17.8 S3 M3LC4	288	A412_17.8 P112 BN112M4	289
83	435	1.4	17.0	7240	A352_17.0 S3 M3LC4	284	A352_17.0 P112 BN112M4	285
84	425	2.8	16.6	14200	A502_16.6 S3 M3LC4	292	A502_16.6 P112 BN112M4	293
86	419	0.9	16.3	3970	A302_16.3 S3 M3LC4	280	A302_16.3 P112 BN112M4	281
87	413	1.5	16.1	9940	A412_16.1 S3 M3LC4	288	A412_16.1 P112 BN112M4	289
90	397	1.5	15.5	7160	A352_15.5 S3 M3LC4	284	A352_15.5 P112 BN112M4	285
102	353	1.7	13.8	9610	A412_13.8 S3 M3LC4	288	A412_13.8 P112 BN112M4	289
103	348	1.1	13.6	4000	A302_13.6 S3 M3LC4	280	A302_13.6 P112 BN112M4	281
107	336	3.3	13.1	13300	A502_13.1 S3 M3LC4	292	A502_13.1 P112 BN112M4	293
107	335	1.8	13.1	7000	A352_13.1 S3 M3LC4	284	A352_13.1 P112 BN112M4	285
119	302	1.0	11.8	3960	A302_11.8 S3 M3LC4	280	A302_11.8 P112 BN112M4	281
119	302	1.3	11.8	7050	A352_11.8 S3 M3LC4	284	A352_11.8 P112 BN112M4	285
119	301	1.8	11.7	9260	A412_11.7 S3 M3LC4	288	A412_11.7 P112 BN112M4	289
126	285	1.2	22.8	3980	A302_22.8 S3 M3LB2	280	A302_22.8 P112 BN112M2	281
132	273	1.5	10.6	6910	A352_10.6 S3 M3LC4	284	A352_10.6 P112 BN112M4	285
134	268	1.3	10.5	3970	A302_10.5 S3 M3LC4	280	A302_10.5 P112 BN112M4	281
138	260	2.1	10.1	8960	A412_10.1 S3 M3LC4	288	A412_10.1 P112 BN112M4	289
150	239	1.3	9.3	3900	A302_9.3 S3 M3LC4	280	A302_9.3 P112 BN112M4	281
150	239	1.7	9.3	6730	A352_9.3 S3 M3LC4	284	A352_9.3 P112 BN112M4	285
152	236	2.3	9.2	8740	A412_9.2 S3 M3LC4	288	A412_9.2 P112 BN112M4	289
165	217	1.4	8.5	3860	A302_8.5 S3 M3LC4	280	A302_8.5 P112 BN112M4	281
165	217	1.8	8.5	6590	A352_8.5 S3 M3LC4	284	A352_8.5 P112 BN112M4	285
167	215	1.0	8.4	2300	A202_8.4 S3 M3LC4	276	A202_8.4 P112 BN112M4	277
168	214	2.6	8.3	8520	A412_8.3 S3 M3LC4	288	A412_8.3 P112 BN112M4	289
192	187	1.1	7.3	2310	A202_7.3 S3 M3LC4	276	A202_7.3 P112 BN112M4	277
197	183	3.0	7.1	8180	A412_7.1 S3 M3LC4	288	A412_7.1 P112 BN112M4	289
199	180	1.7	7.0	3770	A302_7.0 S3 M3LC4	280	A302_7.0 P112 BN112M4	281
199	180	2.1	7.0	6310	A352_7.0 S3 M3LC4	284	A352_7.0 P112 BN112M4	285
214	168	1.3	6.5	2310	A202_6.5 S3 M3LC4	276	A202_6.5 P112 BN112M4	277
218	165	1.8	6.4	3720	A302_6.4 S3 M3LC4	280	A302_6.4 P112 BN112M4	281
218	165	2.1	6.4	6180	A352_6.4 S3 M3LC4	284	A352_6.4 P112 BN112M4	285
256	140	1.0	5.5	1910	A102_5.5 S3 M3LC4	272	A102_5.5 P112 BN112M4	273
259	139	2.2	5.4	3610	A302_5.4 S3 M3LC4	280	A302_5.4 P112 BN112M4	281
259	139	2.4	5.4	5920	A352_5.4 S3 M3LC4	284	A352_5.4 P112 BN112M4	285
262	137	1.5	5.4	2300	A202_5.4 S3 M3LC4	276	A202_5.4 P112 BN112M4	277
270	133	3.0	10.6	5850	A352_10.6 S3 M3LB2	284	A352_10.6 P112 BN112M2	285
308	117	3.4	9.3	5650	A352_9.3 S3 M3LB2	284	A352_9.3 P112 BN112M2	285
343	105	2.1	8.4	2230	A202_8.4 S3 M3LB2	276	A202_8.4 P112 BN112M2	277
409	88	3.4	7.0	3280	A302_7.0 S3 M3LB2	280	A302_7.0 P112 BN112M2	281
453	79	1.7	6.3	2240	A102_6.3 S3 M3LB2	272	A102_6.3 P112 BN112M2	273
536	67	2.8	5.4	2080	A202_5.4 S3 M3LB2	276	A202_5.4 P112 BN112M2	277

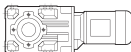






5.5 kW






n ₂ min ⁻¹	M ₂ Nm	S	i	R _{n2} N			 IEC 	
3.0	15805	0.9	486.6	75000	A904_486.6 S4 M4SA4	310	A904_486.6 P132 BN132S4	311
3.2	14589	1.0	449.2	75000	A904_449.2 S4 M4SA4	310	A904_449.2 P132 BN132S4	311
3.7	12519	1.1	385.4	75000	A904_385.4 S4 M4SA4	310	A904_385.4 P132 BN132S4	311
4.0	11556	1.2	355.8	75000	A904_355.8 S4 M4SA4	310	A904_355.8 P132 BN132S4	311
4.7	9903	1.4	304.9	75000	A904_304.9 S4 M4SA4	310	A904_304.9 P132 BN132S4	311
5.1	9141	1.5	281.4	75000	A904_281.4 S4 M4SA4	310	A904_281.4 P132 BN132S4	311
5.2	9006	0.9	277.3	65000	A804_277.3 S4 M4SA4	307	A804_277.3 P132 BN132S4	308
6.2	7556	1.1	232.6	65000	A804_232.6 S4 M4SA4	307	A804_232.6 P132 BN132S4	308
6.4	7354	1.9	226.4	75000	A904_226.4 S4 M4SA4	310	A904_226.4 P132 BN132S4	311
6.7	6975	1.1	214.7	65000	A804_214.7 S4 M4SA4	307	A804_214.7 P132 BN132S4	308
6.9	6789	2.1	209.0	75000	A904_209.0 S4 M4SA4	310	A904_209.0 P132 BN132S4	311
8.0	5846	2.4	180.0	75000	A904_180.0 S4 M4SA4	310	A904_180.0 P132 BN132S4	311
8.4	5564	1.4	171.3	65000	A804_171.3 S4 M4SA4	307	A804_171.3 P132 BN132S4	308
8.5	5514	0.9	169.8	50000	A704_169.8 S4 M4SA4	304	A704_169.8 P132 BN132S4	305
8.7	5396	2.6	166.1	75000	A904_166.1 S4 M4SA4	310	A904_166.1 P132 BN132S4	311
9.2	5207	1.5	156.8	65000	A803_156.8 S4 M4SA4	307	A803_156.8 P132 BN132S4	308
9.5	5015	2.8	151.0	75000	A903_151.0 S4 M4SA4	310	A903_151.0 P132 BN132S4	311
9.9	4807	1.7	144.7	65000	A803_144.7 S4 M4SA4	307	A803_144.7 P132 BN132S4	308
10.2	4711	1.1	141.9	50000	A703_141.9 S4 M4SA4	304	A703_141.9 P132 BN132S4	305
10.3	4629	2.8	139.4	75000	A903_139.4 S4 M4SA4	310	A903_139.4 P132 BN132S4	311
11.0	4339	1.2	130.7	50000	A703_130.7 S4 M4SA4	304	A703_130.7 P132 BN132S4	305
11.4	4206	3.1	126.6	75000	A903_126.6 S4 M4SA4	310	A903_126.6 P132 BN132S4	311
11.5	4172	1.9	125.6	65000	A803_125.6 S4 M4SA4	307	A803_125.6 P132 BN132S4	308
11.9	4006	1.2	120.6	50000	A703_120.6 S4 M4SA4	304	A703_120.6 P132 BN132S4	305
12.4	3851	2.1	116.0	65000	A803_116.0 S4 M4SA4	307	A803_116.0 P132 BN132S4	308
13.8	3462	1.4	104.2	50000	A703_104.2 S4 M4SA4	304	A703_104.2 P132 BN132S4	305
13.8	3455	2.3	104.0	65000	A803_104.0 S4 M4SA4	307	A803_104.0 P132 BN132S4	308
15.0	3195	1.6	96.2	50000	A703_96.2 S4 M4SA4	304	A703_96.2 P132 BN132S4	305
15.0	3189	2.5	96.0	65000	A803_96.0 S4 M4SA4	307	A803_96.0 P132 BN132S4	308
16.1	2962	2.7	89.2	65000	A803_89.2 S4 M4SA4	307	A803_89.2 P132 BN132S4	308
16.7	2868	1.0	86.4	30000	A603_86.4 S4 M4SA4	300	A603_86.4 P132 BN132S4	301
16.8	2854	1.8	85.9	50000	A703_85.9 S4 M4SA4	304	A703_85.9 P132 BN132S4	305
17.5	2734	2.9	82.3	65000	A803_82.3 S4 M4SA4	307	A803_82.3 P132 BN132S4	308
18.1	2648	1.1	79.7	30000	A603_79.7 S4 M4SA4	300	A603_79.7 P132 BN132S4	301
18.2	2635	1.9	79.3	50000	A703_79.3 S4 M4SA4	304	A703_79.3 P132 BN132S4	305
19.9	2408	2.1	72.5	50000	A703_72.5 S4 M4SA4	304	A703_72.5 P132 BN132S4	305
19.9	2403	3.3	72.4	65000	A803_72.4 S4 M4SA4	307	A803_72.4 P132 BN132S4	308
20.5	2338	1.2	70.4	30000	A603_70.4 S4 M4SA4	300	A603_70.4 P132 BN132S4	301
21.5	2223	2.2	66.9	50000	A703_66.9 S4 M4SA4	304	A703_66.9 P132 BN132S4	305
22.2	2158	1.3	65.0	30000	A603_65.0 S4 M4SA4	300	A603_65.0 P132 BN132S4	301
22.4	2136	0.9	64.3	30000	A553_64.3 S4 M4SA4	296	A553_64.3 P132 BN132S4	297
25.0	1915	2.6	57.7	50000	A703_57.7 S4 M4SA4	304	A703_57.7 P132 BN132S4	305
25.9	1847	1.5	55.6	30000	A603_55.6 S4 M4SA4	300	A603_55.6 P132 BN132S4	301
27.1	1768	2.8	53.2	50000	A703_53.2 S4 M4SA4	304	A703_53.2 P132 BN132S4	305
28.1	1705	1.6	51.3	30000	A603_51.3 S4 M4SA4	300	A603_51.3 P132 BN132S4	301
28.3	1692	1.2	51.0	30000	A553_51.0 S4 M4SA4	296	A553_51.0 P132 BN132S4	297
29.4	1627	3.1	49.0	50000	A703_49.0 S4 M4SA4	304	A703_49.0 P132 BN132S4	305
32	1502	3.2	45.2	50000	A703_45.2 S4 M4SA4	304	A703_45.2 P132 BN132S4	305
32	1501	1.9	45.2	30000	A603_45.2 S4 M4SA4	300	A603_45.2 P132 BN132S4	301
32	1495	1.0	45.0	12400	A503_45.0 S4 M4SA4	292	A503_45.0 P132 BN132S4	293
35	1385	2.0	41.7	30000	A603_41.7 S4 M4SA4	300	A603_41.7 P132 BN132S4	301

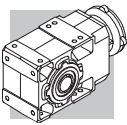


5.5 kW

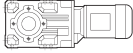




n₂ min ⁻¹	M₂ Nm	S	i	R_{n2} N			 IEC 	
35	1360	1.1	40.9	12600	A503_40.9 S4 M4SA4	292	A503_40.9 P132 BN132S4	293
36	1338	1.5	40.3	30000	A553_40.3 S4 M4SA4	296	A553_40.3 P132 BN132S4	297
40	1182	1.3	35.6	12700	A503_35.6 S4 M4SA4	292	A503_35.6 P132 BN132S4	293
42	1139	2.5	34.3	30000	A603_34.3 S4 M4SA4	300	A603_34.3 P132 BN132S4	301
44	1075	1.4	32.4	12700	A503_32.4 S4 M4SA4	292	A503_32.4 P132 BN132S4	293
45	1051	2.7	31.7	30000	A603_31.7 S4 M4SA4	300	A603_31.7 P132 BN132S4	301
48	994	2.0	29.9	30000	A553_29.9 S4 M4SA4	296	A553_29.9 P132 BN132S4	297
52	925	3.0	27.9	30000	A603_27.9 S4 M4SA4	300	A603_27.9 P132 BN132S4	301
54	878	1.7	26.4	12600	A503_26.4 S4 M4SA4	292	A503_26.4 P132 BN132S4	293
56	854	3.3	25.7	30000	A603_25.7 S4 M4SA4	300	A603_25.7 P132 BN132S4	301
60	799	1.9	24.0	12500	A503_24.0 S4 M4SA4	292	A503_24.0 P132 BN132S4	293
61	790	2.5	23.8	29800	A553_23.8 S4 M4SA4	296	A553_23.8 P132 BN132S4	297
69	718	1.7	20.9	14400	A502_20.9 S4 M4SA4	292	A502_20.9 P132 BN132S4	293
70	706	2.8	20.6	30000	A602_20.6 S4 M4SA4	300	A602_20.6 P132 BN132S4	301
75	660	2.7	19.2	29300	A552_19.2 S4 M4SA4	296	A552_19.2 P132 BN132S4	297
81	609	1.0	17.8	9280	A412_17.8 S4 M4SA4	288	A412_17.8 P132 BN132S4	289
86	574	3.5	16.7	30000	A602_16.7 S4 M4SA4	300	A602_16.7 P132 BN132S4	301
87	568	2.1	16.6	13600	A502_16.6 S4 M4SA4	292	A502_16.6 P132 BN132S4	293
89	552	1.1	16.1	9160	A412_16.1 S4 M4SA4	288	A412_16.1 P132 BN132S4	289
92	538	3.3	15.7	27700	A552_15.7 S4 M4SA4	296	A552_15.7 P132 BN132S4	297
105	472	1.2	13.8	8940	A412_13.8 S4 M4SA4	288	A412_13.8 P132 BN132S4	289
110	450	2.4	13.1	12800	A502_13.1 S4 M4SA4	292	A502_13.1 P132 BN132S4	293
122	404	1.0	11.8	6450	A352_11.8 S4 M4SA4	284	A352_11.8 P132 BN132S4	285
123	403	1.4	11.7	8670	A412_11.7 S4 M4SA4	288	A412_11.7 P132 BN132S4	289
135	365	1.1	10.6	6360	A352_10.6 S4 M4SA4	284	A352_10.6 P132 BN132S4	285
142	348	1.5	10.1	8440	A412_10.1 S4 M4SA4	288	A412_10.1 P132 BN132S4	289
148	334	3.0	9.7	11800	A502_9.7 S4 M4SA4	292	A502_9.7 P132 BN132S4	293
155	319	1.3	9.3	6240	A352_9.3 S4 M4SA4	284	A352_9.3 P132 BN132S4	285
157	316	1.7	9.2	8250	A412_9.2 S4 M4SA4	288	A412_9.2 P132 BN132S4	289
170	290	1.3	8.5	6140	A352_8.5 S4 M4SA4	284	A352_8.5 P132 BN132S4	285
173	286	1.9	8.3	8080	A412_8.3 S4 M4SA4	288	A412_8.3 P132 BN132S4	289
202	244	2.3	7.1	7790	A412_7.1 S4 M4SA4	288	A412_7.1 P132 BN132S4	289
205	241	1.5	7.0	5930	A352_7.0 S4 M4SA4	284	A352_7.0 P132 BN132S4	285
225	220	1.6	6.4	5820	A352_6.4 S4 M4SA4	284	A352_6.4 P132 BN132S4	285
246	201	2.7	11.7	7430	A412_11.7 S4 M4SA2	288	A412_11.7 P132 BN132SA2	289
266	186	1.8	5.4	5610	A352_5.4 S4 M4SA4	284	A352_5.4 P132 BN132S4	285
275	180	3.1	5.2	7230	A412_5.2 S4 M4SA4	288	A412_5.2 P132 BN132S4	289
285	173	2.5	10.1	7170	A412_10.1 S4 M4SA2	288	A412_10.1 P132 BN132SA2	289
411	120	3.1	7.0	5060	A352_7.0 S4 M4SA2	284	A352_7.0 P132 BN132SA2	285

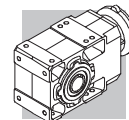
7.5 kW

n₂ min ⁻¹	M₂ Nm	S	i	R_{n2} N			 IEC 	
4.0	15759	0.9	355.8	75000	A904_355.8 S4 M4LA4	310	A904_355.8 P132 BN132MA4	311
4.7	13504	1.0	304.9	75000	A904_304.9 S4 M4LA4	310	A904_304.9 P132 BN132MA4	311
5.1	12465	1.1	281.4	75000	A904_281.4 S4 M4LA4	310	A904_281.4 P132 BN132MA4	311
6.4	10029	1.4	226.4	75000	A904_226.4 S4 M4LA4	310	A904_226.4 P132 BN132MA4	311
6.9	9257	1.5	209.0	75000	A904_209.0 S4 M4LA4	310	A904_209.0 P132 BN132MA4	311

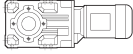
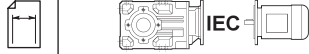
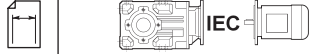



7.5 kW

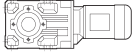
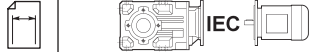
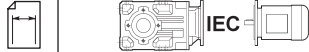

n₂ min ⁻¹	M₂ Nm	S	i	R_{n2} N			 IEC 	
8.0	7971	1.8	180.0	75000	A904_180.0 S4 M4LA4	310	A904_180.0 P132 BN132MA4	311
8.4	7587	1.1	171.3	65000	A804_171.3 S4 M4LA4	307	A804_171.3 P132 BN132MA4	308
8.7	7358	1.9	166.1	75000	A904_166.1 S4 M4LA4	310	A904_166.1 P132 BN132MA4	311
9.2	7101	1.1	156.8	65000	A803_156.8 S4 M4LA4	307	A803_156.8 P132 BN132MA4	308
9.5	6839	2.0	151.0	75000	A903_151.0 S4 M4LA4	310	A903_151.0 P132 BN132MA4	311
9.9	6555	1.2	144.7	65000	A803_144.7 S4 M4LA4	307	A803_144.7 P132 BN132MA4	308
10.3	6313	2.0	139.4	75000	A903_139.4 S4 M4LA4	310	A903_139.4 P132 BN132MA4	311
11.4	5735	2.3	126.6	75000	A903_126.6 S4 M4LA4	310	A903_126.6 P132 BN132MA4	311
11.5	5689	1.4	125.6	65000	A803_125.6 S4 M4LA4	307	A803_125.6 P132 BN132MA4	308
11.9	5462	0.9	120.6	50000	A703_120.6 S4 M4LA4	304	A703_120.6 P132 BN132MA4	305
12.3	5294	2.6	116.9	75000	A903_116.9 S4 M4LA4	310	A903_116.9 P132 BN132MA4	311
12.4	5251	1.5	116.0	65000	A803_116.0 S4 M4LA4	307	A803_116.0 P132 BN132MA4	308
13.5	4838	2.9	106.8	75000	A903_106.8 S4 M4LA4	310	A903_106.8 P132 BN132MA4	311
13.8	4721	1.1	104.2	50000	A703_104.2 S4 M4LA4	304	A703_104.2 P132 BN132MA4	305
13.8	4711	1.7	104.0	65000	A803_104.0 S4 M4LA4	307	A803_104.0 P132 BN132MA4	308
14.6	4465	3.1	98.6	75000	A903_98.6 S4 M4LA4	310	A903_98.6 P132 BN132MA4	311
15.0	4357	1.1	96.2	50000	A703_96.2 S4 M4LA4	304	A703_96.2 P132 BN132MA4	305
15.0	4349	1.8	96.0	65000	A803_96.0 S4 M4LA4	307	A803_96.0 P132 BN132MA4	308
16.1	4039	2.0	89.2	65000	A803_89.2 S4 M4LA4	307	A803_89.2 P132 BN132MA4	308
16.8	3892	1.3	85.9	50000	A703_85.9 S4 M4LA4	304	A703_85.9 P132 BN132MA4	305
17.5	3728	2.1	82.3	65000	A803_82.3 S4 M4LA4	307	A803_82.3 P132 BN132MA4	308
18.2	3593	1.4	79.3	50000	A703_79.3 S4 M4LA4	304	A703_79.3 P132 BN132MA4	305
19.9	3284	1.5	72.5	50000	A703_72.5 S4 M4LA4	304	A703_72.5 P132 BN132MA4	305
19.9	3277	2.4	72.4	65000	A803_72.4 S4 M4LA4	307	A803_72.4 P132 BN132MA4	308
20.5	3188	0.9	70.4	30000	A603_70.4 S4 M4LA4	300	A603_70.4 P132 BN132MA4	301
21.5	3032	1.6	66.9	50000	A703_66.9 S4 M4LA4	304	A703_66.9 P132 BN132MA4	305
21.6	3025	2.6	66.8	65000	A803_66.8 S4 M4LA4	307	A803_66.8 P132 BN132MA4	308
22.2	2943	1.0	65.0	30000	A603_65.0 S4 M4LA4	300	A603_65.0 P132 BN132MA4	301
24.1	2707	3.0	59.8	63800	A803_59.8 S4 M4LA4	307	A803_59.8 P132 BN132MA4	308
25.0	2612	1.9	57.7	50000	A703_57.7 S4 M4LA4	304	A703_57.7 P132 BN132MA4	305
25.9	2518	1.1	55.6	30000	A603_55.6 S4 M4LA4	300	A603_55.6 P132 BN132MA4	301
26.1	2499	3.2	55.2	62600	A803_55.2 S4 M4LA4	307	A803_55.2 P132 BN132MA4	308
27.1	2411	2.1	53.2	50000	A703_53.2 S4 M4LA4	304	A703_53.2 P132 BN132MA4	305
28.1	2324	1.2	51.3	30000	A603_51.3 S4 M4LA4	300	A603_51.3 P132 BN132MA4	301
29.4	2219	2.3	49.0	50000	A703_49.0 S4 M4LA4	304	A703_49.0 P132 BN132MA4	305
32	2048	2.3	45.2	50000	A703_45.2 S4 M4LA4	304	A703_45.2 P132 BN132MA4	305
32	2046	1.4	45.2	30000	A603_45.2 S4 M4LA4	300	A603_45.2 P132 BN132MA4	301
35	1889	1.5	41.7	30000	A603_41.7 S4 M4LA4	300	A603_41.7 P132 BN132MA4	301
36	1825	1.1	40.3	30000	A553_40.3 S4 M4LA4	296	A553_40.3 P132 BN132MA4	297
38	1738	2.8	38.4	50000	A703_38.4 S4 M4LA4	304	A703_38.4 P132 BN132MA4	305
40	1612	0.9	35.6	10100	A503_35.6 S4 M4LA4	292	A503_35.6 P132 BN132MA4	293
41	1605	2.8	35.4	50000	A703_35.4 S4 M4LA4	304	A703_35.4 P132 BN132MA4	305
42	1553	1.8	34.3	30000	A603_34.3 S4 M4LA4	300	A603_34.3 P132 BN132MA4	301
44	1466	1.0	32.4	10300	A503_32.4 S4 M4LA4	292	A503_32.4 P132 BN132MA4	293
45	1434	2.0	31.7	30000	A603_31.7 S4 M4LA4	300	A603_31.7 P132 BN132MA4	301
48	1355	1.5	29.9	30000	A553_29.9 S4 M4LA4	296	A553_29.9 P132 BN132MA4	297
52	1261	2.2	27.9	30000	A603_27.9 S4 M4LA4	300	A603_27.9 P132 BN132MA4	301
54	1197	1.3	26.4	10700	A503_26.4 S4 M4LA4	292	A503_26.4 P132 BN132MA4	293
56	1164	2.4	25.7	30000	A603_25.7 S4 M4LA4	300	A603_25.7 P132 BN132MA4	301
60	1089	1.4	24.0	10800	A503_24.0 S4 M4LA4	292	A503_24.0 P132 BN132MA4	293
61	1077	1.8	23.8	28800	A553_23.8 S4 M4LA4	296	A553_23.8 P132 BN132MA4	297

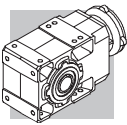


7.5 kW

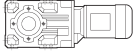




n ₂ min ⁻¹	M ₂ Nm	S	i	R _{n2} N				
69	979	1.2	20.9	13700	A502_20.9 S4 M4LA4	292	A502_20.9 P132 BN132MA4	293
70	963	2.1	20.6	30000	A602_20.6 S4 M4LA4	300	A602_20.6 P132 BN132MA4	301
75	900	2.0	19.2	28800	A552_19.2 S4 M4LA4	296	A552_19.2 P132 BN132MA4	297
86	783	2.6	16.7	30000	A602_16.7 S4 M4LA4	300	A602_16.7 P132 BN132MA4	301
87	775	1.5	16.6	13000	A502_16.6 S4 M4LA4	292	A502_16.6 P132 BN132MA4	293
92	734	2.5	15.7	27300	A552_15.7 S4 M4LA4	296	A552_15.7 P132 BN132MA4	297
105	644	0.9	13.8	8130	A412_13.8 S4 M4LA4	288	A412_13.8 P132 BN132MA4	289
110	613	1.8	13.1	12300	A502_13.1 S4 M4LA4	292	A502_13.1 P132 BN132MA4	293
110	612	2.9	13.1	26100	A552_13.1 S4 M4LA4	296	A552_13.1 P132 BN132MA4	297
113	594	3.4	12.7	30000	A602_12.7 S4 M4LA4	300	A602_12.7 P132 BN132MA4	301
123	549	1.0	11.7	7970	A412_11.7 S4 M4LA4	288	A412_11.7 P132 BN132MA4	289
142	474	1.1	10.1	7850	A412_10.1 S4 M4LA4	288	A412_10.1 P132 BN132MA4	289
148	455	2.2	9.7	11500	A502_9.7 S4 M4LA4	292	A502_9.7 P132 BN132MA4	293
155	436	0.9	9.3	5650	A352_9.3 S4 M4LA4	284	A352_9.3 P132 BN132MA4	285
157	430	1.3	9.2	7710	A412_9.2 S4 M4LA4	288	A412_9.2 P132 BN132MA4	289
170	396	1.0	8.5	5600	A352_8.5 S4 M4LA4	284	A352_8.5 P132 BN132MA4	285
173	390	1.4	8.3	7590	A412_8.3 S4 M4LA4	288	A412_8.3 P132 BN132MA4	289
186	362	2.6	7.7	10800	A502_7.7 S4 M4LA4	292	A502_7.7 P132 BN132MA4	293
202	333	1.7	7.1	7370	A412_7.1 S4 M4LA4	288	A412_7.1 P132 BN132MA4	289
205	329	1.1	7.0	5490	A352_7.0 S4 M4LA4	284	A352_7.0 P132 BN132MA4	285
225	300	1.2	6.4	5420	A352_6.4 S4 M4LA4	284	A352_6.4 P132 BN132MA4	285
266	253	1.3	5.4	5270	A352_5.4 S4 M4LA4	284	A352_5.4 P132 BN132MA4	285
275	245	2.2	5.2	6920	A412_5.2 S4 M4LA4	288	A412_5.2 P132 BN132MA4	289
315	214	2.5	9.2	6710	A412_9.2 S4 M4SB2	288	A412_9.2 P132 BN132SB2	289
348	194	2.6	8.3	6550	A412_8.3 S4 M4SB2	288	A412_8.3 P132 BN132SB2	289
413	163	2.3	7.0	4830	A352_7.0 S4 M4SB2	284	A352_7.0 P132 BN132SB2	285
536	126	2.7	5.4	4550	A352_5.4 S4 M4SB2	284	A352_5.4 P132 BN132SB2	285

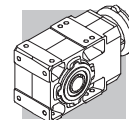
9.2 kW

n ₂ min ⁻¹	M ₂ Nm	S	i	R _{n2} N				
5.1	15291	0.9	281.4	75000	A904_281.4 S4 M4LB4	310	A904_281.4 P132 BN132MB4	311
6.4	12302	1.1	226.4	75000	A904_226.4 S4 M4LB4	310	A904_226.4 P132 BN132MB4	311
6.9	11356	1.2	209.0	75000	A904_209.0 S4 M4LB4	310	A904_209.0 P132 BN132MB4	311
8.0	9778	1.4	180.0	75000	A904_180.0 S4 M4LB4	310	A904_180.0 P132 BN132MB4	311
8.4	9307	0.9	171.3	65000	A804_171.3 S4 M4LB4	307	A804_171.3 P132 BN132MB4	308
8.7	9026	1.6	166.1	75000	A904_166.1 S4 M4LB4	310	A904_166.1 P132 BN132MB4	311
9.2	8711	0.9	156.8	65000	A803_156.8 S4 M4LB4	307	A803_156.8 P132 BN132MB4	308
9.5	8389	1.6	151.0	75000	A903_151.0 S4 M4LB4	310	A903_151.0 P132 BN132MB4	311
9.9	8040	1.0	144.7	65000	A803_144.7 S4 M4LB4	307	A803_144.7 P132 BN132MB4	308
10.3	7744	1.6	139.4	75000	A903_139.4 S4 M4LB4	310	A903_139.4 P132 BN132MB4	311
11.4	7035	1.9	126.6	75000	A903_126.6 S4 M4LB4	310	A903_126.6 P132 BN132MB4	311
11.5	6978	1.1	125.6	65000	A803_125.6 S4 M4LB4	307	A803_125.6 P132 BN132MB4	308
12.3	6494	2.2	116.9	75000	A903_116.9 S4 M4LB4	310	A903_116.9 P132 BN132MB4	311
12.4	6442	1.2	116.0	65000	A803_116.0 S4 M4LB4	307	A803_116.0 P132 BN132MB4	308
13.5	5934	2.4	106.8	75000	A903_106.8 S4 M4LB4	310	A903_106.8 P132 BN132MB4	311
13.8	5779	1.4	104.0	65000	A803_104.0 S4 M4LB4	307	A803_104.0 P132 BN132MB4	308
14.6	5478	2.6	98.6	75000	A903_98.6 S4 M4LB4	310	A903_98.6 P132 BN132MB4	311

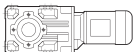






9.2 kW






n ₂ min ⁻¹	M ₂ Nm	S	i	R _{n2} N			 IEC 	
15.0	5345	0.9	96.2	50000	A703_96.2 S4 M4LB4	304	A703_96.2 P132 BN132MB4	305
15.0	5335	1.5	96.0	65000	A803_96.0 S4 M4LB4	307	A803_96.0 P132 BN132MB4	308
16.1	4954	1.6	89.2	65000	A803_89.2 S4 M4LB4	307	A803_89.2 P132 BN132MB4	308
16.5	4837	2.9	87.1	75000	A903_87.1 S4 M4LB4	310	A903_87.1 P132 BN132MB4	311
16.8	4774	1.0	85.9	50000	A703_85.9 S4 M4LB4	304	A703_85.9 P132 BN132MB4	305
17.5	4573	1.7	82.3	65000	A803_82.3 S4 M4LB4	307	A803_82.3 P132 BN132MB4	308
17.9	4465	3.1	80.4	75000	A903_80.4 S4 M4LB4	310	A903_80.4 P132 BN132MB4	311
18.2	4407	1.1	79.3	50000	A703_79.3 S4 M4LB4	304	A703_79.3 P132 BN132MB4	305
19.3	4137	3.4	74.5	75000	A903_74.5 S4 M4LB4	310	A903_74.5 P132 BN132MB4	311
19.9	4029	1.2	72.5	50000	A703_72.5 S4 M4LB4	304	A703_72.5 P132 BN132MB4	305
19.9	4020	2.0	72.4	65000	A803_72.4 S4 M4LB4	307	A803_72.4 P132 BN132MB4	308
21.5	3719	1.3	66.9	50000	A703_66.9 S4 M4LB4	304	A703_66.9 P132 BN132MB4	305
21.6	3711	2.2	66.8	63800	A803_66.8 S4 M4LB4	307	A803_66.8 P132 BN132MB4	308
24.1	3321	2.4	59.8	62400	A803_59.8 S4 M4LB4	307	A803_59.8 P132 BN132MB4	308
25.0	3204	1.6	57.7	50000	A703_57.7 S4 M4LB4	304	A703_57.7 P132 BN132MB4	305
25.9	3089	0.9	55.6	30000	A603_55.6 S4 M4LB4	300	A603_55.6 P132 BN132MB4	301
26.1	3065	2.6	55.2	61300	A803_55.2 S4 M4LB4	307	A803_55.2 P132 BN132MB4	308
27.1	2957	1.7	53.2	50000	A703_53.2 S4 M4LB4	304	A703_53.2 P132 BN132MB4	305
28.1	2851	1.0	51.3	30000	A603_51.3 S4 M4LB4	300	A603_51.3 P132 BN132MB4	301
29.4	2722	1.8	49.0	50000	A703_49.0 S4 M4LB4	304	A703_49.0 P132 BN132MB4	305
30	2677	3.0	48.2	59500	A803_48.2 S4 M4LB4	307	A803_48.2 P132 BN132MB4	308
32	2513	1.9	45.2	50000	A703_45.2 S4 M4LB4	304	A703_45.2 P132 BN132MB4	305
32	2510	1.1	45.2	30000	A603_45.2 S4 M4LB4	300	A603_45.2 P132 BN132MB4	301
32	2471	3.0	44.5	58400	A803_44.5 S4 M4LB4	307	A803_44.5 P132 BN132MB4	308
35	2317	1.2	41.7	30000	A603_41.7 S4 M4LB4	300	A603_41.7 P132 BN132MB4	301
38	2132	2.3	38.4	50000	A703_38.4 S4 M4LB4	304	A703_38.4 P132 BN132MB4	305
41	1968	2.3	35.4	50000	A703_35.4 S4 M4LB4	304	A703_35.4 P132 BN132MB4	305
42	1905	1.5	34.3	30000	A603_34.3 S4 M4LB4	300	A603_34.3 P132 BN132MB4	301
45	1759	1.6	31.7	30000	A603_31.7 S4 M4LB4	300	A603_31.7 P132 BN132MB4	301
48	1663	1.2	29.9	29100	A553_29.9 S4 M4LB4	296	A553_29.9 P132 BN132MB4	297
52	1547	1.8	27.9	30000	A603_27.9 S4 M4LB4	300	A603_27.9 P132 BN132MB4	301
54	1469	1.0	26.4	9130	A503_26.4 S4 M4LB4	292	A503_26.4 P132 BN132MB4	293
56	1428	2.0	25.7	30000	A603_25.7 S4 M4LB4	300	A603_25.7 P132 BN132MB4	301
60	1336	1.1	24.0	9370	A503_24.0 S4 M4LB4	292	A503_24.0 P132 BN132MB4	293
61	1322	1.5	23.8	27900	A553_23.8 S4 M4LB4	296	A553_23.8 P132 BN132MB4	297
68	1183	3.4	21.3	46000	A703_21.3 S4 M4LB4	304	A703_21.3 P132 BN132MB4	305
69	1200	1.0	20.9	13000	A502_20.9 S4 M4LB4	292	A502_20.9 P132 BN132MB4	293
70	1182	1.7	20.6	30000	A602_20.6 S4 M4LB4	300	A602_20.6 P132 BN132MB4	301
73	1092	3.4	19.7	45100	A703_19.7 S4 M4LB4	304	A703_19.7 P132 BN132MB4	305
75	1104	1.6	19.2	28400	A552_19.2 S4 M4LB4	296	A552_19.2 P132 BN132MB4	297
86	960	2.1	16.7	30000	A602_16.7 S4 M4LB4	300	A602_16.7 P132 BN132MB4	301
87	951	1.3	16.6	12500	A502_16.6 S4 M4LB4	292	A502_16.6 P132 BN132MB4	293
92	900	2.0	15.7	27000	A552_15.7 S4 M4LB4	296	A552_15.7 P132 BN132MB4	297
110	752	1.5	13.1	11900	A502_13.1 S4 M4LB4	292	A502_13.1 P132 BN132MB4	293
110	750	2.4	13.1	25800	A552_13.1 S4 M4LB4	296	A552_13.1 P132 BN132MB4	297
113	729	2.7	12.7	30000	A602_12.7 S4 M4LB4	300	A602_12.7 P132 BN132MB4	301
123	650	2.5	23.8	24100	A553_23.8 S4 M4LA2	296	A553_23.8 P132 BN132M2	297
139	594	3.0	10.4	24200	A552_10.4 S4 M4LB4	296	A552_10.4 P132 BN132MB4	297
140	592	3.4	10.3	30000	A602_10.3 S4 M4LB4	300	A602_10.3 P132 BN132MB4	301
142	581	0.9	10.1	7340	A412_10.1 S4 M4LB4	288	A412_10.1 P132 BN132MB4	289
148	559	1.8	9.7	11200	A502_9.7 S4 M4LB4	292	A502_9.7 P132 BN132MB4	293

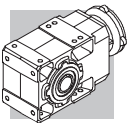


9.2 kW

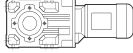



n₂ min ⁻¹	M₂ Nm	S	i	R_{n2} N			 IEC 	
157	528	1.0	9.2	7250	A412_9.2 S4 M4LB4	288	A412_9.2 P132 BN132MB4	289
173	478	1.2	8.3	7170	A412_8.3 S4 M4LB4	288	A412_8.3 P132 BN132MB4	289
186	444	2.1	7.7	10600	A502_7.7 S4 M4LB4	292	A502_7.7 P132 BN132MB4	293
202	409	1.3	7.1	7020	A412_7.1 S4 M4LB4	288	A412_7.1 P132 BN132MB4	289
205	403	0.9	7.0	5110	A352_7.0 S4 M4LB4	284	A352_7.0 P132 BN132MB4	285
225	368	1.0	6.4	5070	A352_6.4 S4 M4LB4	284	A352_6.4 P132 BN132MB4	285
266	311	1.1	5.4	4980	A352_5.4 S4 M4LB4	284	A352_5.4 P132 BN132MB4	285
275	301	1.8	5.2	6660	A412_5.2 S4 M4LB4	288	A412_5.2 P132 BN132MB4	289
319	259	2.0	9.2	6480	A412_9.2 S4 M4LA2	288	A412_9.2 P132 BN132M2	289
379	218	3.4	7.7	8780	A502_7.7 S4 M4LA2	292	A502_7.7 P132 BN132M2	293
541	153	2.2	5.4	4410	A352_5.4 S4 M4LA2	284	A352_5.4 P132 BN132M2	285
559	148	3.0	5.2	5690	A412_5.2 S4 M4LA2	288	A412_5.2 P132 BN132M2	289

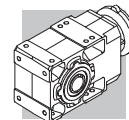
11 kW

n₂ min ⁻¹	M₂ Nm	S	i	R_{n2} N			 IEC 	
6.4	14709	1.0	226.4	75000	A904_226.4 S4 M4LC4	310	A904_226.4 P160 BN160MR4	311
6.9	13577	1.0	209.0	75000	A904_209.0 S4 M4LC4	310	A904_209.0 P160 BN160MR4	311
8.0	11691	1.2	180.0	75000	A904_180.0 S4 M4LC4	310	A904_180.0 P160 BN160MR4	311
8.7	10792	1.3	166.1	75000	A904_166.1 S4 M4LC4	310	A904_166.1 P160 BN160MR4	311
9.5	10030	1.4	151.0	75000	A903_151.0 S4 M4LC4	310	A903_151.0 P160 BN160MR4	311
10.3	9259	1.4	139.4	75000	A903_139.4 S4 M4LC4	310	A903_139.4 P160 BN160MR4	311
11.4	8412	1.6	126.6	75000	A903_126.6 S4 M4LC4	310	A903_126.6 P160 BN160MR4	311
11.5	8344	1.0	125.6	65000	A803_125.6 S4 M4LC4	307	A803_125.6 P160 BN160MR4	308
12.3	7765	1.8	116.9	75000	A903_116.9 S4 M4LC4	310	A903_116.9 P160 BN160MR4	311
12.4	7702	1.0	116.0	65000	A803_116.0 S4 M4LC4	307	A803_116.0 P160 BN160MR4	308
13.5	7095	2.0	106.8	75000	A903_106.8 S4 M4LC4	310	A903_106.8 P160 BN160MR4	311
13.8	6910	1.2	104.0	65000	A803_104.0 S4 M4LC4	307	A803_104.0 P160 BN160MR4	308
14.6	6549	2.1	98.6	75000	A903_98.6 S4 M4LC4	310	A903_98.6 P160 BN160MR4	311
15.0	6378	1.3	96.0	65000	A803_96.0 S4 M4LC4	307	A803_96.0 P160 BN160MR4	308
16.1	5923	1.4	89.2	65000	A803_89.2 S4 M4LC4	307	A803_89.2 P160 BN160MR4	308
16.5	5783	2.4	87.1	75000	A903_87.1 S4 M4LC4	310	A903_87.1 P160 BN160MR4	311
17.5	5468	1.5	82.3	64500	A803_82.3 S4 M4LC4	307	A803_82.3 P160 BN160MR4	308
17.9	5338	2.6	80.4	75000	A903_80.4 S4 M4LC4	310	A903_80.4 P160 BN160MR4	311
18.2	5269	0.9	79.3	50000	A703_79.3 S4 M4LC4	304	A703_79.3 P160 BN160MR4	305
19.3	4947	2.8	74.5	75000	A903_74.5 S4 M4LC4	310	A903_74.5 P160 BN160MR4	311
19.9	4817	1.0	72.5	50000	A703_72.5 S4 M4LC4	304	A703_72.5 P160 BN160MR4	305
19.9	4807	1.7	72.4	63200	A803_72.4 S4 M4LC4	307	A803_72.4 P160 BN160MR4	308
20.9	4566	3.1	68.8	75000	A903_68.8 S4 M4LC4	310	A903_68.8 P160 BN160MR4	311
21.5	4446	1.1	66.9	50000	A703_66.9 S4 M4LC4	304	A703_66.9 P160 BN160MR4	305
21.6	4437	1.8	66.8	62200	A803_66.8 S4 M4LC4	307	A803_66.8 P160 BN160MR4	308
24.1	3971	2.0	59.8	60900	A803_59.8 S4 M4LC4	307	A803_59.8 P160 BN160MR4	308
24.2	3960	3.5	59.6	75000	A903_59.6 S4 M4LC4	310	A903_59.6 P160 BN160MR4	311
25.0	3830	1.3	57.7	50000	A703_57.7 S4 M4LC4	304	A703_57.7 P160 BN160MR4	305
26.1	3665	2.2	55.2	59900	A803_55.2 S4 M4LC4	307	A803_55.2 P160 BN160MR4	308
27.1	3536	1.4	53.2	50000	A703_53.2 S4 M4LC4	304	A703_53.2 P160 BN160MR4	305
29.4	3255	1.5	49.0	50000	A703_49.0 S4 M4LC4	304	A703_49.0 P160 BN160MR4	305
30	3200	2.5	48.2	58300	A803_48.2 S4 M4LC4	307	A803_48.2 P160 BN160MR4	308

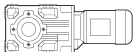






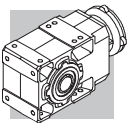
11 kW

n₂ min ⁻¹	M₂ Nm	S	i	R_{n2} N				
32	3004	1.6	45.2	50000	A703_45.2 S4 M4LC4	304	A703_45.2 P160 BN160MR4	305
32	3001	0.9	45.2	30000	A603_45.2 S4 M4LC4	300	A603_45.2 P160 BN160MR4	301
32	2954	2.5	44.5	57300	A803_44.5 S4 M4LC4	307	A803_44.5 P160 BN160MR4	308
35	2771	1.0	41.7	30000	A603_41.7 S4 M4LC4	300	A603_41.7 P160 BN160MR4	301
37	2557	3.0	38.5	55500			A803_38.5 P160 BN160MR4	308
38	2549	1.9	38.4	50000	A703_38.4 S4 M4LC4	304	A703_38.4 P160 BN160MR4	305
41	2360	3.0	35.5	54500			A803_35.5 P160 BN160MR4	308
41	2353	1.9	35.4	50000	A703_35.4 S4 M4LC4	304	A703_35.4 P160 BN160MR4	305
42	2278	1.2	34.3	30000	A603_34.3 S4 M4LC4	300	A603_34.3 P160 BN160MR4	301
45	2103	1.3	31.7	30000	A603_31.7 S4 M4LC4	300	A603_31.7 P160 BN160MR4	301
47	2031	3.2	30.6	52600			A803_30.6 P160 BN160MR4	308
48	1999	2.3	30.1	49400			A703_30.1 P160 BN160MR4	305
51	1875	3.5	28.2	51600			A803_28.2 P160 BN160MR4	308
52	1850	1.5	27.9	30000	A603_27.9 S4 M4LC4	300	A603_27.9 P160 BN160MR4	301
52	1845	2.3	27.8	48500			A703_27.8 P160 BN160MR4	305
56	1708	1.6	25.7	30000	A603_25.7 S4 M4LC4	300	A603_25.7 P160 BN160MR4	301
60	1597	0.9	24.0	7800	A503_24.0 S4 M4LC4	292	A503_24.0 P160 BN160MR4	293
61	1562	2.8	23.5	46600			A703_23.5 P160 BN160MR4	305
68	1415	2.8	21.3	45500	A703_21.3 S4 M4LC4	304	A703_21.3 P160 BN160MR4	305
70	1413	1.4	20.6	30000	A602_20.6 S4 M4LC4	300	A602_20.6 P160 BN160MR4	301
73	1306	2.8	19.7	44500	A703_19.7 S4 M4LC4	304	A703_19.7 P160 BN160MR4	305
75	1319	1.4	19.2	27900	A552_19.2 S4 M4LC4	296	A552_19.2 P160 BN160MR4	297
86	1148	1.7	16.7	30000	A602_16.7 S4 M4LC4	300	A602_16.7 P160 BN160MR4	301
87	1137	1.1	16.6	12000	A502_16.6 S4 M4LC4	292	A502_16.6 P160 BN160MR4	293
92	1076	1.7	15.7	26600	A552_15.7 S4 M4LC4	296	A552_15.7 P160 BN160MR4	297
110	899	1.2	13.1	11500	A502_13.1 S4 M4LC4	292	A502_13.1 P160 BN160MR4	293
110	897	2.0	13.1	25400	A552_13.1 S4 M4LC4	296	A552_13.1 P160 BN160MR4	297
113	872	2.3	12.7	30000	A602_12.7 S4 M4LC4	300	A602_12.7 P160 BN160MR4	301
123	779	2.1	23.8	23600	A553_23.8 S4 M4LC2	296	A553_23.8 P160 BN160MR2	297
139	710	2.5	10.4	24000	A552_10.4 S4 M4LC4	296	A552_10.4 P160 BN160MR4	297
140	708	2.8	10.3	30000	A602_10.3 S4 M4LC4	300	A602_10.3 P160 BN160MR4	301
148	668	1.5	9.7	10800	A502_9.7 S4 M4LC4	292	A502_9.7 P160 BN160MR4	293
170	581	3.1	8.5	22800	A552_8.5 S4 M4LC4	296	A552_8.5 P160 BN160MR4	297
186	531	1.8	7.7	10300	A502_7.7 S4 M4LC4	292	A502_7.7 P160 BN160MR4	293
202	489	1.1	7.1	6640	A412_7.1 S4 M4LC4	288		
223	443	2.0	13.1	9920	A502_13.1 S4 M4LC2	292	A502_13.1 P160 BN160MR2	293
248	399	1.0	11.8	4690	A352_11.8 S4 M4LC2	284		
275	360	1.1	10.6	4660	A352_10.6 S4 M4LC2	284		
317	311	1.7	9.2	6230	A412_9.2 S4 M4LC2	288		
377	262	2.8	7.7	8650	A502_7.7 S4 M4LC2	292	A502_7.7 P160 BN160MR2	293
416	238	1.6	7.0	4440	A352_7.0 S4 M4LC2	284		
456	217	1.6	6.4	4380	A352_6.4 S4 M4LC2	284		
539	183	1.9	5.4	4250	A352_5.4 S4 M4LC2	284		

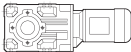





15 kW

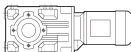



n₂ min ⁻¹	M₂ Nm	S	i	R_{n2} N			 IEC 	
8.1	15724	0.9	180.0	75000			A904_180.0 P160 BN160L4	311
8.8	14514	1.0	166.1	75000			A904_166.1 P160 BN160L4	311
9.7	13490	1.0	151.0	75000	A903_151.0 S5 M5SB4	310	A903_151.0 P160 BN160L4	311
10.5	12452	1.0	139.4	75000	A903_139.4 S5 M5SB4	310	A903_139.4 P160 BN160L4	311
11.5	11314	1.2	126.6	75000	A903_126.6 S5 M5SB4	310	A903_126.6 P160 BN160L4	311
12.5	10443	1.3	116.9	75000	A903_116.9 S5 M5SB4	310	A903_116.9 P160 BN160L4	311
13.7	9543	1.5	106.8	75000	A903_106.8 S5 M5SB4	310	A903_106.8 P160 BN160L4	311
14.8	8808	1.6	98.6	75000	A903_98.6 S5 M5SB4	310	A903_98.6 P160 BN160L4	311
15.2	8578	0.9	96.0	60600	A803_96.0 S5 M5SB4	307	A803_96.0 P160 BN160L4	308
16.4	7967	1.0	89.2	60400	A803_89.2 S5 M5SB4	307	A803_89.2 P160 BN160L4	308
16.8	7778	1.8	87.1	75000	A903_87.1 S5 M5SB4	310	A903_87.1 P160 BN160L4	311
17.7	7354	1.1	82.3	59800	A803_82.3 S5 M5SB4	307	A803_82.3 P160 BN160L4	308
18.2	7180	1.9	80.4	75000	A903_80.4 S5 M5SB4	310	A903_80.4 P160 BN160L4	311
19.6	6654	2.1	74.5	75000	A903_74.5 S5 M5SB4	310	A903_74.5 P160 BN160L4	311
20.2	6465	1.2	72.4	59100	A803_72.4 S5 M5SB4	307	A803_72.4 P160 BN160L4	308
21.2	6142	2.3	68.8	75000	A903_68.8 S5 M5SB4	310	A903_68.8 P160 BN160L4	311
21.9	5968	1.3	66.8	58300	A803_66.8 S5 M5SB4	307	A803_66.8 P160 BN160L4	308
24.4	5340	1.5	59.8	57500	A803_59.8 S5 M5SB4	307	A803_59.8 P160 BN160L4	308
24.5	5326	2.6	59.6	75000	A903_59.6 S5 M5SB4	310	A903_59.6 P160 BN160L4	311
25.3	5152	1.0	57.7	50000	A703_57.7 S5 M5SB4	304	A703_57.7 P160 BN160L4	305
26.5	4930	1.6	55.2	56700	A803_55.2 S5 M5SB4	307	A803_55.2 P160 BN160L4	308
26.5	4916	2.8	55.0	75000	A903_55.0 S5 M5SB4	310	A903_55.0 P160 BN160L4	311
27.4	4755	1.1	53.2	50000	A703_53.2 S5 M5SB4	304	A703_53.2 P160 BN160L4	305
29.8	4377	1.1	49.0	50000	A703_49.0 S5 M5SB4	304	A703_49.0 P160 BN160L4	305
30	4315	3.2	48.3	74900			A903_48.3 P160 BN160L4	311
30	4304	1.9	48.2	55500	A803_48.2 S5 M5SB4	307	A803_48.2 P160 BN160L4	308
32	4041	1.2	45.2	50000	A703_45.2 S5 M5SB4	304	A703_45.2 P160 BN160L4	305
33	3983	3.5	44.6	73500			A903_44.6 P160 BN160L4	311
33	3973	1.9	44.5	54700	A803_44.5 S5 M5SB4	307	A803_44.5 P160 BN160L4	308
38	3439	2.2	38.5	53200			A803_38.5 P160 BN160L4	308
38	3429	1.4	38.4	49900	A703_38.4 S5 M5SB4	304	A703_38.4 P160 BN160L4	305
41	3175	2.2	35.5	52300			A803_35.5 P160 BN160L4	308
41	3165	1.4	35.4	49100	A703_35.4 S5 M5SB4	304	A703_35.4 P160 BN160L4	305
43	3064	0.9	34.3	30000	A603_34.3 S5 M5SB4	300	A603_34.3 P160 BN160L4	301
46	2828	1.0	31.7	30000	A603_31.7 S5 M5SB4	300	A603_31.7 P160 BN160L4	301
48	2731	2.4	30.6	50800			A803_30.6 P160 BN160L4	308
49	2689	1.7	30.1	47600			A703_30.1 P160 BN160L4	305
52	2521	2.6	28.2	49900			A803_28.2 P160 BN160L4	308
52	2488	1.1	27.9	30000	A603_27.9 S5 M5SB4	300	A603_27.9 P160 BN160L4	301
53	2482	1.7	27.8	46700			A703_27.8 P160 BN160L4	305
57	2297	1.2	25.7	30000	A603_25.7 S5 M5SB4	300	A603_25.7 P160 BN160L4	301
61	2125	0.9	23.8	25000	A553_23.8 S5 M5SB4	296	A553_23.8 P160 BN160L4	297
62	2101	2.0	23.5	45100	A703_23.5 S5 M5SB4	304	A703_23.5 P160 BN160L4	305
69	1903	2.1	21.3	44100	A703_21.3 S5 M5SB4	304	A703_21.3 P160 BN160L4	305
70	1871	3.5	20.9	46600	A803_20.9 S5 M5SB4	307	A803_20.9 P160 BN160L4	308
71	1900	1.1	20.6	30000	A602_20.6 S5 M5SB4	300	A602_20.6 P160 BN160L4	301
74	1757	2.1	19.7	43300	A703_19.7 S5 M5SB4	304	A703_19.7 P160 BN160L4	305
75	1728	3.5	19.3	45700	A803_19.3 S5 M5SB4	307	A803_19.3 P160 BN160L4	308
76	1775	1.0	19.2	26800	A552_19.2 S5 M5SB4	296	A552_19.2 P160 BN160L4	297
87	1544	1.3	16.7	30000	A602_16.7 S5 M5SB4	300	A602_16.7 P160 BN160L4	301
87	1491	2.7	16.7	41600	A703_16.7 S5 M5SB4	304	A703_16.7 P160 BN160L4	305

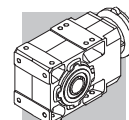


15 kW

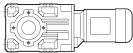
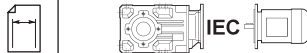

n_2 min ⁻¹	M_2 Nm	S	i	R_{n2} N				
93	1447	1.2	15.7	25700	A552_15.7 S5 M5SB4	296	A552_15.7 P160 BN160L4	297
95	1376	2.7	15.4	40800	A703_15.4 S5 M5SB4	304	A703_15.4 P160 BN160L4	305
111	1209	0.9	13.1	10500			A502_13.1 P160 BN160L4	293
112	1207	1.5	13.1	24700	A552_13.1 S5 M5SB4	296	A552_13.1 P160 BN160L4	297
112	1169	3.3	13.1	39200	A703_13.1 S5 M5SB4	304	A703_13.1 P160 BN160L4	305
115	1172	1.7	12.7	30000	A602_12.7 S5 M5SB4	300	A602_12.7 P160 BN160L4	301
121	1079	3.3	12.1	38400	A703_12.1 S5 M5SB4	304	A703_12.1 P160 BN160L4	305
123	1059	1.5	23.8	22600	A553_23.8 S5 M5SB4	296	A553_23.8 P160 BN160L4	297
141	956	1.9	10.4	23400	A552_10.4 S5 M5SB4	296	A552_10.4 P160 BN160L4	297
142	952	2.1	10.3	30000	A602_10.3 S5 M5SB4	300	A602_10.3 P160 BN160L4	301
150	898	1.1	9.7	10100			A502_9.7 P160 BN160L4	293
173	781	2.3	8.5	22200	A552_8.5 S5 M5SB4	296	A552_8.5 P160 BN160L4	297
186	726	2.8	7.9	28300	A602_7.9 S5 M5SB4	300	A602_7.9 P160 BN160L4	301
189	714	1.3	7.7	9750		292	A502_7.7 P160 BN160L4	293
228	592	2.9	6.4	20700	A552_6.4 S5 M5SB4	296	A552_6.4 P160 BN160L4	297
295	456	3.5	4.9	19400	A552_4.9 S5 M5SB4	296	A552_4.9 P160 BN160L4	297
301	448	1.8	9.7	8830			A502_9.7 P160 BN160MB2	293
352	383	1.3	8.3	5630			A412_8.3 P160 BN160MB2	289
379	356	2.1	7.7	8350			A502_7.7 P160 BN160MB2	293

18.5 kW




n_2 min ⁻¹	M_2 Nm	S	i	R_{n2} N				
11.5	13954	0.9	126.6	75000	A903_126.6 S5 M5LA4	310	A903_126.6 P180 BN180M4	311
12.5	12880	1.1	116.9	75000	A903_116.9 S5 M5LA4	310	A903_116.9 P180 BN180M4	311
13.7	11769	1.2	106.8	75000	A903_106.8 S5 M5LA4	310	A903_106.8 P180 BN180M4	311
14.8	10864	1.3	98.6	75000	A903_98.6 S5 M5LA4	310	A903_98.6 P180 BN180M4	311
16.8	9593	1.5	87.1	75000	A903_87.1 S5 M5LA4	310	A903_87.1 P180 BN180M4	311
18.2	8855	1.6	80.4	75000	A903_80.4 S5 M5LA4	310	A903_80.4 P180 BN180M4	311
19.6	8206	1.7	74.5	75000	A903_74.5 S5 M5LA4	310	A903_74.5 P180 BN180M4	311
20.2	7973	1.0	72.4	55600	A803_72.4 S5 M5LA4	307	A803_72.4 P180 BN180M4	308
21.2	7575	1.8	68.8	75000	A903_68.8 S5 M5LA4	310	A903_68.8 P180 BN180M4	311
21.9	7360	1.1	66.8	55100			A803_66.8 P180 BN180M4	308
24.4	6586	1.2	59.8	54700	A803_59.8 S5 M5LA4	307	A803_59.8 P180 BN180M4	308
24.5	6568	2.1	59.6	75000	A903_59.6 S5 M5LA4	310	A903_59.6 P180 BN180M4	311
26.5	6080	1.3	55.2	54100	A803_55.2 S5 M5LA4	307	A803_55.2 P180 BN180M4	308
26.5	6063	2.3	55.0	74900	A903_55.0 S5 M5LA4	310	A903_55.0 P180 BN180M4	311
29.8	5399	0.9	49.0	49600	A703_49.0 S5 M5LA4	304	A703_49.0 P180 BN180M4	305
30	5322	2.6	48.3	73100			A903_48.3 P180 BN180M4	311
30	5309	1.5	48.2	53200	A803_48.2 S5 M5LA4	307	A803_48.2 P180 BN180M4	308
32	4983	1.0	45.2	49000	A703_45.2 S5 M5LA4	304	A703_45.2 P180 BN180M4	305
33	4912	2.9	44.6	71800			A903_44.6 P180 BN180M4	311
33	4900	1.5	44.5	52500	A803_44.5 S5 M5LA4	307	A803_44.5 P180 BN180M4	308
38	4276	3.3	38.8	69700			A903_38.8 P180 BN180M4	311
38	4242	1.8	38.5	51400			A803_38.5 P180 BN180M4	308
38	4229	1.1	38.4	48000	A703_38.4 S5 M5LA4	304	A703_38.4 P180 BN180M4	305
41	3947	3.5	35.8	68500			A903_35.8 P180 BN180M4	311
41	3916	1.8	35.5	50600			A803_35.5 P180 BN180M4	308

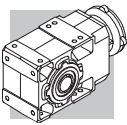


18.5 kW

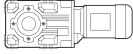




n_2 min ⁻¹	M_2 Nm	S	i	R_{n2} N				
41	3904	1.2	35.4	47300	A703_35.4 S5 M5LA4	304	A703_35.4 P180 BN180M4	305
48	3369	1.9	30.6	49300			A803_30.6 P180 BN180M4	308
49	3316	1.4	30.1	46100			A703_30.1 P180 BN180M4	305
52	3110	2.1	28.2	48500			A803_28.2 P180 BN180M4	308
52	3069	0.9	27.9	30000			A603_27.9 S5 M5LA4	300
53	3061	1.4	27.8	45300	A603_25.7 S5 M5LA4	300	A703_27.8 P180 BN180M4	305
57	2833	1.0	25.7	30000			A603_25.7 P180 BN180M4	301
60	2699	2.5	24.5	47200			A803_24.5 P180 BN180M4	308
62	2591	1.7	23.5	43900			A703_23.5 P180 BN180M4	305
65	2492	2.5	22.6	46300			A803_22.6 P180 BN180M4	308
69	2347	1.7	21.3	43000	A703_21.3 S5 M5LA4	304	A703_21.3 P180 BN180M4	305
70	2308	2.8	20.9	45600	A803_20.9 S5 M5LA4	307	A803_20.9 P180 BN180M4	308
74	2167	1.7	19.7	42300	A703_19.7 S5 M5LA4	304	A703_19.7 P180 BN180M4	305
75	2131	2.8	19.3	44800	A803_19.3 S5 M5LA4	307	A803_19.3 P180 BN180M4	308
87	1905	1.0	16.7	30000	A602_16.7 S5 M5LA4	300	A602_16.7 P180 BN180M4	301
87	1839	2.2	16.7	40800	A703_16.7 S5 M5LA4	304	A703_16.7 P180 BN180M4	305
93	1785	1.0	15.7	25000	A552_15.7 S5 M5LA4	296	A552_15.7 P180 BN180M4	297
95	1697	2.2	15.4	40100	A703_15.4 S5 M5LA4	304	A703_15.4 P180 BN180M4	305
112	1488	1.2	13.1	24100	A552_13.1 S5 M5LA4	296	A552_13.1 P180 BN180M4	297
112	1442	2.7	13.1	38600	A703_13.1 S5 M5LA4	304	A703_13.1 P180 BN180M4	305
115	1446	1.4	12.7	30000	A602_12.7 S5 M5LA4	300	A602_12.7 P180 BN180M4	301
121	1331	2.7	12.1	37800	A703_12.1 S5 M5LA4	304	A703_12.1 P180 BN180M4	305
123	1306	1.2	23.8	21600	A553_23.8 S5 M5SC2	296	A553_23.8 P160 BN160L2	297
141	1179	1.5	10.4	22900	A552_10.4 S5 M5LA4	296	A552_10.4 P180 BN180M4	297
142	1174	1.7	10.3	29900	A602_10.3 S5 M5LA4	300	A602_10.3 P180 BN180M4	301
143	1127	2.9	10.2	36300	A703_10.2 S5 M5LA4	304	A703_10.2 P180 BN180M4	305
150	1108	0.9	9.7	9530	A502_9.7 S5 M5LA4	292	A502_9.7 P180 BN180M4	293
155	1040	2.9	9.4	35600	A703_9.4 S5 M5LA4	304	A703_9.4 P180 BN180M4	305
173	963	1.9	8.5	21900	A552_8.5 S5 M5LA4	296	A552_8.5 P180 BN180M4	297
186	895	2.2	7.9	27900	A602_7.9 S5 M5LA4	300	A602_7.9 P180 BN180M4	301
189	881	1.1	7.7	9260	A552_6.4 S5 M5LA4	296	A502_7.7 P180 BN180M4	293
228	730	2.3	6.4	20400			A552_6.4 P180 BN180M4	297
295	563	2.8	4.9	19100			A552_4.9 P180 BN180M4	297
379	439	1.7	7.7	8100	A502_7.7 P160 BN160L2		A502_7.7 P160 BN160L2	293

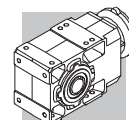
22 kW

n_2 min ⁻¹	M_2 Nm	S	i	R_{n2} N				
12.5	15317	0.9	116.9	75000			A903_116.9 P180 BN180L4	311
13.7	13996	1.0	106.8	75000			A903_106.8 P180 BN180L4	311
14.8	12919	1.1	98.6	75000			A903_98.6 P180 BN180L4	311
16.8	11408	1.2	87.1	75000			A903_87.1 P180 BN180L4	311
18.2	10530	1.3	80.4	75000			A903_80.4 P180 BN180L4	311
19.6	9758	1.4	74.5	75000			A903_74.5 P180 BN180L4	311
21.2	9008	1.6	68.8	75000			A903_68.8 P180 BN180L4	311
21.9	8753	0.9	66.8	51900			A803_66.8 P180 BN180L4	308
24.4	7832	1.0	59.8	51800			A803_59.8 P180 BN180L4	308
24.5	7811	1.8	59.6	73800			A903_59.6 P180 BN180L4	311

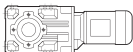





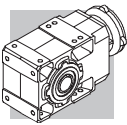
22 kW

n ₂ min ⁻¹	M ₂ Nm	S	i	R _{n2} N			 IEC 	
26.5	7230	1.1	55.2	51400			A803_55.2 P180 BN180L4	308
26.5	7210	1.9	55.0	72700			A903_55.0 P180 BN180L4	311
30	6328	2.2	48.3	71100			A903_48.3 P180 BN180L4	311
30	6313	1.3	48.2	50900			A803_48.2 P180 BN180L4	308
33	5842	2.4	44.6	70000			A903_44.6 P180 BN180L4	311
33	5827	1.3	44.5	50300			A803_44.5 P180 BN180L4	308
38	5085	2.8	38.8	68100			A903_38.8 P180 BN180L4	311
38	5044	1.5	38.5	49500			A803_38.5 P180 BN180L4	308
38	5029	1.0	38.4	46000			A703_38.4 P180 BN180L4	305
41	4694	2.9	35.8	67000			A903_35.8 P180 BN180L4	311
41	4656	1.5	35.5	48900			A803_35.5 P180 BN180L4	308
41	4642	1.0	35.4	45500			A703_35.4 P180 BN180L4	305
46	4127	3.4	31.5	65200			A903_31.5 P180 BN180L4	311
48	4006	1.6	30.6	47800			A803_30.6 P180 BN180L4	308
49	3944	1.2	30.1	44500			A703_30.1 P180 BN180L4	305
50	3810	3.4	29.1	64000			A903_29.1 P180 BN180L4	311
52	3698	1.8	28.2	47100			A803_28.2 P180 BN180L4	308
53	3640	1.2	27.8	43900			A703_27.8 P180 BN180L4	305
60	3210	2.1	24.5	45900			A803_24.5 P180 BN180L4	308
62	3082	1.4	23.5	42700			A703_23.5 P180 BN180L4	305
65	2963	2.1	22.6	45200			A803_22.6 P180 BN180L4	308
69	2791	1.4	21.3	41900			A703_21.3 P180 BN180L4	305
70	2745	2.4	20.9	44600			A803_20.9 P180 BN180L4	308
74	2577	1.4	19.7	41200			A703_19.7 P180 BN180L4	305
75	2534	2.4	19.3	43800			A803_19.3 P180 BN180L4	308
87	2193	3.0	16.7	42500			A803_16.7 P180 BN180L4	308
87	2187	1.8	16.7	39900			A703_16.7 P180 BN180L4	305
94	2024	3.0	15.5	41700			A803_15.5 P180 BN180L4	308
95	2018	1.8	15.4	39200			A703_15.4 P180 BN180L4	305
112	1770	1.0	13.1	23500			A552_13.1 P180 BN180L4	297
112	1715	2.2	13.1	37900			A703_13.1 P180 BN180L4	305
115	1719	1.2	12.7	30000			A602_12.7 P180 BN180L4	301
121	1583	2.2	12.1	37200			A703_12.1 P180 BN180L4	305
123	1553	1.0	23.8	20900	A553_23.8 S5 M5LA2	296	A553_23.8 P180 BN180M2	297
141	1401	1.3	10.4	22400			A552_10.4 P180 BN180L4	297
142	1396	1.4	10.3	29300			A602_10.3 P180 BN180L4	301
143	1340	2.4	10.2	35800			A703_10.2 P180 BN180L4	305
155	1237	2.4	9.4	35100			A703_9.4 P180 BN180L4	305
173	1145	1.6	8.5	21400			A552_8.5 P180 BN180L4	297
186	1064	1.9	7.9	27500			A602_7.9 P180 BN180L4	301
189	1047	0.9	7.7	8760			A502_7.7 P180 BN180L4	293
228	868	2.0	6.4	20100			A552_6.4 P180 BN180L4	297
283	698	2.6	10.4	19100	A552_10.4 S5 M5LA2	296	A552_10.4 P180 BN180M2	297
295	669	2.4	4.9	18900			A552_4.9 P180 BN180L4	297
346	571	3.0	8.5	18200	A552_8.5 S5 M5LA2	296	A552_8.5 P180 BN180M2	297
379	522	1.4	7.7	7860			A502_7.7 P180 BN180M2	293

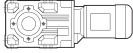






30 kW

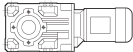




n₂ min ⁻¹	M₂ Nm	S	i	R_{n2} N				
16.8	15556	0.9	87.1	70100			A903_87.1 P200 BN200L4	311
18.2	14360	1.0	80.4	70000			A903_80.4 P200 BN200L4	311
19.6	13307	1.1	74.5	69700			A903_74.5 P200 BN200L4	311
21.2	12283	1.1	68.8	69200			A903_68.8 P200 BN200L4	311
24.5	10651	1.3	59.6	68500			A903_59.6 P200 BN200L4	311
26.5	9832	1.4	55.0	67800			A903_55.0 P200 BN200L4	311
30.0	8630	1.6	48.3	66900			A903_48.3 P200 BN200L4	311
30	8609	0.9	48.2	45700			A803_48.2 P200 BN200L4	308
33	7966	1.8	44.6	66000			A903_44.6 P200 BN200L4	311
33	7946	0.9	44.5	45500			A803_44.5 P200 BN200L4	308
38	6934	2.0	38.8	64700			A903_38.8 P200 BN200L4	311
38	6879	1.1	38.5	45300			A803_38.5 P200 BN200L4	308
41	6400	2.1	35.8	63800			A903_35.8 P200 BN200L4	311
41	6349	1.1	35.5	45000			A803_35.5 P200 BN200L4	308
46	5628	2.5	31.5	62400			A903_31.5 P200 BN200L4	311
48	5463	1.2	30.6	44500			A803_30.6 P200 BN200L4	308
50	5195	2.5	29.1	61400			A903_29.1 P200 BN200L4	311
52	5043	1.3	28.2	44000			A803_28.2 P200 BN200L4	308
60	4377	1.5	24.5	43300			A803_24.5 P200 BN200L4	308
61	4307	3.1	24.1	59200			A903_24.1 P200 BN200L4	311
62	4202	1.0	23.5	40100			A703_23.5 P200 BN200L4	305
65	4041	1.5	22.6	42700			A803_22.6 P200 BN200L4	308
66	3976	3.1	22.3	58200			A903_22.3 P200 BN200L4	311
70	3752	3.3	21.0	57500			A903_21.0 P200 BN200L4	311
70	3743	1.7	20.9	42300			A803_20.9 P200 BN200L4	308
75	3463	3.3	19.4	56500			A903_19.4 P200 BN200L4	311
75	3455	1.8	19.3	41700			A803_19.3 P200 BN200L4	308
87	2991	2.2	16.7	40700			A803_16.7 P200 BN200L4	308
87	2982	1.3	16.7	38100			A703_16.7 P200 BN200L4	305
94	2761	2.2	15.5	40000			A803_15.5 P200 BN200L4	308
95	2752	1.3	15.4	37500			A703_15.4 P200 BN200L4	305
110	2375	2.8	13.3	38900			A803_13.3 P200 BN200L4	308
112	2338	1.6	13.1	36400			A703_13.1 P200 BN200L4	305
119	2192	2.8	12.3	38200			A803_12.3 P200 BN200L4	308
121	2158	1.6	12.1	35800			A703_12.1 P200 BN200L4	305
125	2094	1.7	23.5	35600			A703_23.5 P200 BN200LA2	305
137	1903	3.4	10.7	37100			A803_10.7 P200 BN200L4	308
143	1827	1.8	10.2	34600			A703_10.2 P200 BN200L4	305
148	1757	3.4	9.8	36500			A803_9.8 P200 BN200L4	308
155	1687	1.8	9.4	34000			A703_9.4 P200 BN200L4	305
176	1486	2.3	16.7	33100			A703_16.7 P200 BN200LA2	305
190	1371	2.3	15.4	32500			A703_15.4 P200 BN200LA2	305
224	1165	2.7	13.1	31300			A703_13.1 P200 BN200LA2	305
243	1075	2.7	12.1	30600			A703_12.1 P200 BN200LA2	305
287	910	3.2	10.2	29400			A703_10.2 P200 BN200LA2	305
310	840	3.2	9.4	28800			A703_9.4 P200 BN200LA2	305

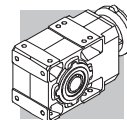


37 kW

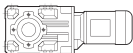




n₂ min ⁻¹	M₂ Nm	S	i	R_{n2} N			 IEC 	
21.5	14945	0.9	68.8	63900			A903_68.8 P225 BN225S4	311
24.8	12959	1.1	59.6	63900			A903_59.6 P225 BN225S4	311
26.9	11962	1.2	55.0	63600			A903_55.0 P225 BN225S4	311
31	10499	1.3	48.3	63100			A903_48.3 P225 BN225S4	311
33	9692	1.4	44.6	62500			A903_44.6 P225 BN225S4	311
38	8436	1.7	38.8	61700			A903_38.8 P225 BN225S4	311
38	8369	0.9	38.5	41700			A803_38.5 P225 BN225S4	308
41	7787	1.8	35.8	61000			A903_35.8 P225 BN225S4	311
42	7725	0.9	35.5	41600			A803_35.5 P225 BN225S4	308
47	6847	2.0	31.5	59900			A903_31.5 P225 BN225S4	311
48	6647	1.0	30.6	41600			A803_30.6 P225 BN225S4	308
51	6321	2.1	29.1	59100			A903_29.1 P225 BN225S4	311
52	6135	1.1	28.2	41300			A803_28.2 P225 BN225S4	308
60	5326	1.3	24.5	40900			A803_24.5 P225 BN225S4	308
61	5241	2.5	24.1	57300			A903_24.1 P225 BN225S4	311
65	4916	1.3	22.6	40500			A803_22.6 P225 BN225S4	308
67	4837	2.5	22.3	56400			A903_22.3 P225 BN225S4	311
70	4565	2.7	21.0	55900			A903_21.0 P225 BN225S4	311
71	4554	1.4	20.9	40300			A803_20.9 P225 BN225S4	308
76	4214	2.7	19.4	54900			A903_19.4 P225 BN225S4	311
77	4204	1.4	19.3	39800			A803_19.3 P225 BN225S4	308
88	3668	3.2	16.9	53400			A903_16.9 P225 BN225S4	311
88	3639	1.8	16.7	39100			A803_16.7 P225 BN225S4	308
95	3386	3.2	15.6	52500			A903_15.6 P225 BN225S4	311
96	3359	1.8	15.5	38500			A803_15.5 P225 BN225S4	308
111	2890	2.3	13.3	37600			A803_13.3 P225 BN225S4	308
121	2667	2.3	12.3	37000			A803_12.3 P225 BN225S4	308
139	2316	2.8	10.7	36100			A803_10.7 P225 BN225S4	308
151	2137	2.8	9.8	35500			A803_9.8 P225 BN225S4	308

45 kW

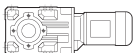




n₂ min ⁻¹	M₂ Nm	S	i	R_{n2} N			 IEC 	
26.9	14549	1.0	55.0	58700			A903_55.0 P225 BN225M4	311
31	12769	1.1	48.3	58900			A903_48.3 P225 BN225M4	311
33	11787	1.2	44.6	58600			A903_44.6 P225 BN225M4	311
38	10260	1.4	38.8	58300			A903_38.8 P225 BN225M4	311
41	9471	1.5	35.8	57800			A903_35.8 P225 BN225M4	311
47	8328	1.7	31.5	57200			A903_31.5 P225 BN225M4	311
51	7687	1.7	29.1	56600			A903_29.1 P225 BN225M4	311
60	6477	1.0	24.5	38300			A803_24.5 P225 BN225M4	308
61	6374	2.1	24.1	55200			A903_24.1 P225 BN225M4	311
65	5979	1.0	22.6	38100			A803_22.6 P225 BN225M4	308
67	5883	2.1	22.3	54500			A903_22.3 P225 BN225M4	311
70	5552	2.2	21.0	54000			A903_21.0 P225 BN225M4	311
71	5539	1.2	20.9	38000			A803_20.9 P225 BN225M4	308
76	5125	2.3	19.4	53200			A903_19.4 P225 BN225M4	311
77	5112	1.2	19.3	37700			A803_19.3 P225 BN225M4	308

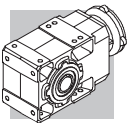


45 kW

n_2 min ⁻¹	M_2 Nm	S	i	R_{n2} N			 IEC 	
88	4461	2.7	16.9	52000			A903_16.9 P225 BN225M4	311
88	4425	1.5	16.7	37300			A803_16.7 P225 BN225M4	308
95	4118	2.7	15.6	51100			A903_15.6 P225 BN225M4	311
96	4085	1.5	15.5	36900			A803_15.5 P225 BN225M4	308
108	3621	3.1	13.7	49900			A903_13.7 P225 BN225M4	311
111	3515	1.9	13.3	36200			A803_13.3 P225 BN225M4	308
117	3342	3.1	12.6	49000			A903_12.6 P225 BN225M4	311
121	3244	1.9	12.3	35700			A803_12.3 P225 BN225M4	308
139	2816	2.3	10.7	34900			A803_10.7 P225 BN225M4	308
141	2771	3.5	10.5	47100			A903_10.5 P225 BN225M4	311
151	2600	2.3	9.8	34400			A803_9.8 P225 BN225M4	308
153	2558	3.5	9.7	46200			A903_9.7 P225 BN225M4	311

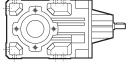

55 kW

n_2 min ⁻¹	M_2 Nm	S	i	R_{n2} N			 IEC 	
33	14406	1.0	44.6	53900			A903_44.6 P250 BN250M4	311
38	12540	1.1	38.8	54100			A903_38.8 P250 BN250M4	311
41	11575	1.2	35.8	54000			A903_35.8 P250 BN250M4	311
47	10179	1.4	31.5	53800			A903_31.5 P250 BN250M4	311
51	9396	1.4	29.1	53400			A903_29.1 P250 BN250M4	311
61	7790	1.7	24.1	52600			A903_24.1 P250 BN250M4	311
67	7191	1.7	22.3	52000			A903_22.3 P250 BN250M4	311
70	6786	1.8	21.0	51700			A903_21.0 P250 BN250M4	311
76	6264	1.8	19.4	51100			A903_19.4 P250 BN250M4	311
88	5452	2.2	16.9	50100			A903_16.9 P250 BN250M4	311
95	5033	2.2	15.6	49400			A903_15.6 P250 BN250M4	311
108	4425	2.5	13.7	48400			A903_13.7 P250 BN250M4	311
117	4085	2.6	12.6	47600			A903_12.6 P250 BN250M4	311
141	3387	2.9	10.5	45900			A903_10.5 P250 BN250M4	311
153	3126	2.9	9.7	45100			A903_9.7 P250 BN250M4	311

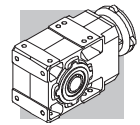


41 GEARBOX RATING CHARTS

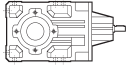

A 10 150 Nm

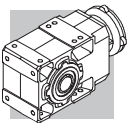
	i	n ₁ = 2800 min ⁻¹					n ₁ = 1400 min ⁻¹					
		n ₂ min ⁻¹	M _{n2} Nm	P _{n1} kW	R _{n1} N	R _{n2} N	n ₂ min ⁻¹	M _{n2} Nm	P _{n1} kW	R _{n1} N	R _{n2} N	
A 10 2_5.5	5.5	512	73	4.2	—	1830	256	73	2.1	960	2460	273
A 10 2_6.3	6.3	442	80	3.9	—	1900	221	80	2.0	830	2560	
A 10 2_7.2	7.2	388	92	4.0	—	1910	194	93	2.0	630	2600	
A 10 2_8.5	8.5	329	92	3.4	—	2060	164	93	1.7	720	2790	
A 10 2_9.6	9.6	291	102	3.3	—	2090	146	128	2.1	—	2650	
A 10 2_10.6	10.6	265	125	3.7	540	2010	133	150	2.2	810	2590	
A 10 2_12.3	12.3	228	110	2.8	—	2280	114	138	1.7	—	2880	
A 10 2_13.9	13.9	201	135	3.0	620	2220	101	150	1.7	1080	2960	
A 10 2_16.4	16.4	170	140	2.7	610	2370	85	150	1.4	1140	3200	
A 10 2_18.6	18.6	151	147	2.5	650	2460	75	150	1.3	1180	3380	
A 10 2_21.4	21.4	131	150	2.2	650	2610	66	150	1.1	1200	3600	
A 10 2_23.8	23.8	118	150	2.0	750	2750	59	150	0.98	1220	3780	
A 10 2_25.5	25.5	110	150	1.8	750	2840	55	150	0.92	1220	3900	
A 10 2_28.6	28.6	98	150	1.6	830	3000	49	150	0.82	1250	4100	
A 10 2_32.2	32.2	87	150	1.5	880	3170	43	150	0.73	1270	4310	
A 10 2_35.1	35.1	80	150	1.3	880	3300	40	150	0.67	1270	4470	
A 10 2_40.9	40.9	69	150	1.1	910	3530	34	150	0.57	1300	4770	
A 10 2_45.4	45.4	62	150	1.0	910	3700	31	150	0.52	1300	4980	
A 10 2_51.3	51.3	55	150	0.91	910	3910	27.3	150	0.46	1290	5240	
A 10 2_58.6	58.6	48	150	0.80	920	4140	23.9	150	0.40	1300	5500	
A 10 2_65.9	65.9	42	150	0.71	920	4360	21.2	150	0.35	1300	5500	
A 10 2_76.4	76.4	37	150	0.61	930	4640	18.3	150	0.31	1300	5500	
A 10 2_91.6	91.6	31	130	0.44	1020	5160	15.3	130	0.22	1300	5500	

(—) Contact our technical service department advising radial load data (rotation direction, orientation, position)



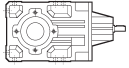

A 10 150 Nm

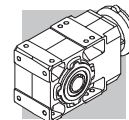
	i	n ₁ = 900 min ⁻¹					n ₁ = 500 min ⁻¹					
		n ₂ min ⁻¹	M _{n2} Nm	P _{n1} kW	R _{n1} N	R _{n2} N	n ₂ min ⁻¹	M _{n2} Nm	P _{n1} kW	R _{n1} N	R _{n2} N	
A 10 2_5.5	5.5	165	73	1.3	1300	2950	91	73	0.74	1300	3720	273
A 10 2_6.3	6.3	142	80	1.3	1300	3070	79	80	0.70	1300	4100	
A 10 2_7.2	7.2	125	93	1.3	1160	3130	69	93	0.72	1300	3970	
A 10 2_8.5	8.5	106	95	1.1	1200	3330	59	110	0.72	1300	4100	
A 10 2_9.6	9.6	94	128	1.3	500	3230	52	128	0.74	1300	4160	
A 10 2_10.6	10.6	85	150	1.4	1300	3200	47	150	0.79	1300	4160	
A 10 2_12.3	12.3	73	150	1.2	180	3420	41	150	0.68	1030	4430	
A 10 2_13.9	13.9	65	150	1.1	1300	3630	36	150	0.60	1300	4680	
A 10 2_16.4	16.4	55	150	0.91	1300	3900	30	150	0.51	1300	5010	
A 10 2_18.6	18.6	48	150	0.81	1300	4120	26.9	150	0.45	1300	5270	
A 10 2_21.4	21.4	42	150	0.70	1300	4370	23.4	150	0.39	1300	5500	
A 10 2_23.8	23.8	38	150	0.63	1300	4570	21.0	150	0.35	1300	5500	
A 10 2_25.5	25.5	35	150	0.59	1300	4710	19.6	150	0.33	1300	5500	
A 10 2_28.6	28.6	31	150	0.53	1300	4940	17.5	150	0.29	1300	5500	
A 10 2_32.2	32.2	28.0	150	0.47	1300	5190	15.5	150	0.26	1300	5500	
A 10 2_35.1	35.1	25.6	150	0.43	1300	5380	14.2	150	0.24	1300	5500	
A 10 2_40.9	40.9	22.0	150	0.37	1300	5500	12.2	150	0.20	1300	5500	
A 10 2_45.4	45.4	19.8	150	0.33	1300	5500	11.0	150	0.18	1300	5500	
A 10 2_51.3	51.3	17.6	150	0.29	1300	5500	9.8	150	0.16	1300	5500	
A 10 2_58.6	58.6	15.4	150	0.26	1300	5500	8.5	150	0.14	1300	5500	
A 10 2_65.9	65.9	13.7	150	0.23	1300	5500	7.6	150	0.13	1300	5500	
A 10 2_76.4	76.4	11.8	150	0.20	1300	5500	6.5	150	0.11	1300	5500	
A 10 2_91.6	91.6	9.8	130	0.14	1300	5500	5.5	130	0.08	1300	5500	



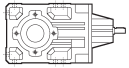

A 20

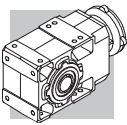
250 Nm

	i	n ₁ = 2800 min ⁻¹					n ₁ = 1400 min ⁻¹					
		n ₂ min ⁻¹	M _{n2} Nm	P _{n1} kW	R _{n1} N	R _{n2} N	n ₂ min ⁻¹	M _{n2} Nm	P _{n1} kW	R _{n1} N	R _{n2} N	
A 20 2_5.4	5.4	523	96	5.6	610	1910	262	121	3.5	770	2400	277
A 20 2_6.5	6.5	428	107	5.1	490	2010	214	135	3.2	610	2530	
A 20 2_7.3	7.3	384	113	4.8	510	2070	192	143	3.1	630	2600	
A 20 2_8.4	8.4	334	116	4.3	510	2180	167	146	2.7	650	2750	
A 20 2_9.4	9.4	299	122	4.1	530	2260	149	154	2.6	660	2840	
A 20 2_10.3	10.3	271	183	5.5	650	1970	135	225	3.4	890	2520	
A 20 2_12.0	12.0	234	128	3.3	550	2280	117	161	2.1	690	3120	
A 20 2_14.1	14.1	199	199	4.4	750	2210	99	245	2.7	960	2820	
A 20 2_16.2	16.2	173	209	4.0	700	2310	87	250	2.4	1040	2990	
A 20 2_18.1	18.1	155	216	3.7	760	2400	77	250	2.2	1210	3170	
A 20 2_21.2	21.2	132	226	3.3	710	2540	66	250	1.8	1290	3430	
A 20 2_23.1	23.1	121	232	3.1	710	2620	61	250	1.7	1360	3580	
A 20 2_26.5	26.5	106	241	2.8	660	2750	53	250	1.5	1410	3820	
A 20 2_29.2	29.2	96	249	2.7	670	2850	48	250	1.3	1510	4000	
A 20 2_31.3	31.3	89	250	2.5	660	2940	45	250	1.2	1510	4130	
A 20 2_35.4	35.4	79	250	2.2	800	3140	40	250	1.1	1650	4380	
A 20 2_39.6	39.6	71	250	2.0	880	3320	35	250	0.98	1710	4600	
A 20 2_43.2	43.2	65	250	1.8	880	3460	32	250	0.90	1710	4790	
A 20 2_48.3	48.3	58	250	1.6	920	3650	29.0	250	0.81	1720	5030	
A 20 2_53.7	53.7	52	250	1.5	920	3840	26.1	250	0.73	1720	5270	
A 20 2_63.1	63.1	44	245	1.2	1040	4180	22.2	245	0.61	1740	5680	
A 20 2_71.0	71.0	39	210	0.92	1360	4640	19.7	210	0.46	1790	6200	
A 20 2_79.9	79.9	35	210	0.82	1360	4880	17.5	210	0.41	1790	6200	
A 20 2_92.3	92.3	30	200	0.68	1380	5250	15.2	200	0.34	1810	6200	
A 20 3_109.2	109.2	25.6	165	0.49	1180	5900	12.8	205	0.30	1300	6200	
A 20 3_120.5	120.5	23.2	168	0.45	1130	6110	11.6	210	0.28	1300	6200	
A 20 3_129.1	129.1	21.7	175	0.44	1210	6200	10.8	215	0.27	1300	6200	
A 20 3_146.1	146.1	19.2	183	0.40	1160	6200	9.6	230	0.25	1300	6200	
A 20 3_163.4	163.4	17.1	190	0.37	1240	6200	8.6	235	0.23	1300	6200	
A 20 3_178.3	178.3	15.7	195	0.35	1200	6200	7.9	245	0.22	1300	6200	
A 20 3_199.2	199.2	14.1	200	0.32	1270	6200	7.0	250	0.20	1300	6200	
A 20 3_221.3	221.3	12.7	203	0.30	1240	6200	6.3	250	0.18	1300	6200	
A 20 3_260.5	260.5	10.8	214	0.26	1270	6200	5.4	250	0.15	1300	6200	
A 20 3_292.8	292.8	9.6	218	0.24	1300	6200	4.8	250	0.14	1300	6200	
A 20 3_329.4	329.4	8.5	221	0.22	1300	6200	4.3	250	0.12	1300	6200	
A 20 3_380.8	380.8	7.4	226	0.19	1300	6200	3.7	250	0.11	1300	6200	



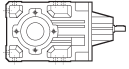

A 20 250 Nm

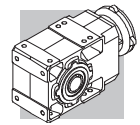
	i	n ₁ = 900 min ⁻¹					n ₁ = 500 min ⁻¹					
		n ₂ min ⁻¹	M _{n2} Nm	P _{n1} kW	R _{n1} N	R _{n2} N	n ₂ min ⁻¹	M _{n2} Nm	P _{n1} kW	R _{n1} N	R _{n2} N	
A 20 2_5.4	5.4	168	140	2.6	900	2780	93	170	1.8	1100	3390	277
A 20 2_6.5	6.5	138	156	2.4	720	2930	76	190	1.6	860	3570	
A 20 2_7.3	7.3	123	165	2.3	740	3020	69	201	1.5	890	3670	
A 20 2_8.4	8.4	108	170	2.0	730	3180	60	206	1.4	910	3870	
A 20 2_9.4	9.4	96	179	1.9	760	3290	53	210	1.2	1090	4050	
A 20 2_10.3	10.3	87	250	2.4	1190	2990	48	250	1.3	2200	3980	
A 20 2_12.0	12.0	75	187	1.6	790	2990	42	210	0.98	1336	4510	
A 20 2_14.1	14.1	64	250	1.8	1610	3490	36	250	0.99	2200	4590	
A 20 2_16.2	16.2	56	250	1.6	1690	3730	31	250	0.86	2200	4880	
A 20 2_18.1	18.1	50	250	1.4	1860	3930	27.6	250	0.77	2200	5140	
A 20 2_21.2	21.2	42	250	1.2	1940	4230	23.6	250	0.66	2200	5500	
A 20 2_23.1	23.1	39	250	1.1	1970	4400	21.6	250	0.60	2200	5710	
A 20 2_26.5	26.5	34	250	0.95	1980	4680	18.9	250	0.53	2200	6050	
A 20 2_29.2	29.2	31	250	0.86	2000	4890	17.1	250	0.48	2200	6200	
A 20 2_31.3	31.3	28.7	250	0.80	2000	5040	16.0	250	0.44	2200	6200	
A 20 2_35.4	35.4	25.4	250	0.71	2020	5330	14.1	250	0.39	2200	6200	
A 20 2_39.6	39.6	22.7	250	0.63	2040	5590	12.6	250	0.35	2200	6200	
A 20 2_43.2	43.2	20.8	250	0.58	2040	5800	11.6	250	0.32	2200	6200	
A 20 2_48.3	48.3	18.6	250	0.52	2040	6080	10.4	250	0.29	2200	6200	
A 20 2_53.7	53.7	16.8	250	0.47	2050	6200	9.3	250	0.26	2200	6200	
A 20 2_63.1	63.1	14.3	245	0.39	2060	6200	7.9	245	0.22	2200	6200	
A 20 2_71.0	71.0	12.7	210	0.30	2120	6200	7.0	210	0.16	2200	6200	
A 20 2_79.9	79.9	11.3	210	0.26	2120	6200	6.3	210	0.15	2200	6200	
A 20 2_92.3	92.3	9.7	200	0.22	2140	6200	5.4	200	0.12	2200	6200	
A 20 3_109.2	109.2	8.2	240	0.23	1300	6200	4.6	250	0.13	1300	6200	
A 20 3_120.5	120.5	7.5	245	0.21	1300	6200	4.1	250	0.12	1300	6200	
A 20 3_129.1	129.1	7.0	250	0.20	1300	6200	3.9	250	0.11	1300	6200	
A 20 3_146.1	146.1	6.2	250	0.18	1300	6200	3.4	250	0.10	1300	6200	
A 20 3_163.4	163.4	5.5	250	0.16	1300	6200	3.1	250	0.09	1300	6200	
A 20 3_178.3	178.3	5.0	250	0.15	1300	6200	2.8	250	0.08	1300	6200	
A 20 3_199.2	199.2	4.5	250	0.13	1300	6200	2.5	250	0.07	1300	6200	
A 20 3_221.3	221.3	4.1	250	0.12	1300	6200	2.3	250	0.06	1300	6200	
A 20 3_260.5	260.5	3.5	250	0.10	1300	6200	1.9	250	0.06	1300	6200	
A 20 3_292.8	292.8	3.1	250	0.09	1300	6200	1.7	250	0.05	1300	6200	
A 20 3_329.4	329.4	2.7	250	0.08	1300	6200	1.5	250	0.04	1300	6200	
A 20 3_380.8	380.8	2.4	250	0.07	1300	6200	1.3	250	0.04	1300	6200	



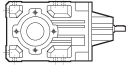

A 30

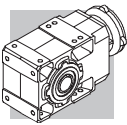
410 Nm

	i	n ₁ = 2800 min ⁻¹					n ₁ = 1400 min ⁻¹					
		n ₂ min ⁻¹	M _{n2} Nm	P _{n1} kW	R _{n1} N	R _{n2} N	n ₂ min ⁻¹	M _{n2} Nm	P _{n1} kW	R _{n1} N	R _{n2} N	
A 30 2_5.4	5.4	517	175	10.1	1130	2480	259	220	6.3	1430	3130	281
A 30 2_6.4	6.4	437	185	9.0	1120	2630	218	230	5.6	1470	3330	
A 30 2_7.0	7.0	399	194	8.6	1140	2690	199	245	5.4	1430	3380	
A 30 2_8.5	8.5	331	200	7.4	1220	2900	165	250	4.6	1570	3660	
A 30 2_9.3	9.3	301	214	7.2	1140	2950	150	270	4.5	1440	3710	
A 30 2_10.5	10.5	268	278	8.3	1800	2770	134	340	5.1	2200	3550	
A 30 2_11.8	11.8	238	230	6.1	1130	3200	119	290	3.8	1420	4030	
A 30 2_13.6	13.6	206	301	6.9	1830	3030	103	370	4.3	2200	3870	
A 30 2_16.3	16.3	171	318	6.1	1830	3240	86	385	3.7	2200	4170	
A 30 2_18.0	18.0	156	327	5.7	1840	3350	78	400	3.5	2200	4290	
A 30 2_20.5	20.5	136	340	5.2	1830	3510	68	410	3.1	2200	4530	
A 30 2_22.8	22.8	123	351	4.8	1850	3640	62	410	2.8	2200	4770	
A 30 2_26.5	26.5	106	367	4.3	1840	3850	53	410	2.4	2200	5150	
A 30 2_29.3	29.3	96	378	4.0	1847	3980	48	410	2.2	2200	5400	
A 30 2_33.4	33.4	84	393	3.7	1840	4170	42	410	1.9	2200	5750	
A 30 2_36.6	36.6	76	404	3.4	1840	4310	38	410	1.7	2200	6010	
A 30 2_39.3	39.3	71	410	3.3	1810	4430	36	410	1.6	2200	6200	
A 30 2_43.4	43.4	64	410	2.9	1850	4660	32	410	1.5	2200	6490	
A 30 2_48.3	48.3	58	410	2.6	1860	4920	29.0	410	1.3	2200	6810	
A 30 2_52.7	52.7	53	410	2.4	1860	5130	26.6	410	1.2	2200	7080	
A 30 2_59.4	59.4	47	400	2.1	1890	5500	23.6	400	1.0	2200	7530	
A 30 2_66.0	66.0	42	390	1.8	1900	5840	21.2	390	0.92	2200	7940	
A 30 2_76.5	76.5	37	350	1.4	1950	6480	18.3	350	0.71	2200	8690	
A 30 2_86.7	86.7	32	320	1.2	2000	7010	16.2	320	0.58	2200	9310	
A 30 2_97.5	97.5	28.7	300	0.96	2020	7480	14.4	300	0.48	2200	9600	
A 30 3_109.1	109.1	25.7	240	0.71	1300	8240	12.8	300	0.44	1300	9600	
A 30 3_120.5	120.5	23.2	243	0.65	1120	8540	11.6	300	0.40	1300	9600	
A 30 3_137.4	137.4	20.4	250	0.59	1300	8950	10.2	315	0.37	1300	9600	
A 30 3_150.7	150.7	18.6	261	0.56	1170	9210	9.3	330	0.35	1300	9600	
A 30 3_161.4	161.4	17.3	270	0.54	1300	9410	8.7	340	0.34	1300	9600	
A 30 3_178.6	178.5	15.7	274	0.49	1210	9600	7.8	345	0.31	1300	9600	
A 30 3_198.5	198.5	14.1	280	0.45	1300	9600	7.1	350	0.28	1300	9600	
A 30 3_216.6	216.6	12.9	287	0.43	1240	9600	6.5	360	0.27	1300	9600	
A 30 3_244.3	244.3	11.5	295	0.39	1300	9600	5.7	370	0.24	1300	9600	
A 30 3_271.5	271.5	10.3	301	0.36	1280	9600	5.2	380	0.23	1300	9600	
A 30 3_314.6	314.5	8.9	309	0.32	1300	9600	4.5	390	0.20	1300	9600	
A 30 3_356.3	356.3	7.9	320	0.29	1300	9600	3.9	370	0.17	1300	9600	
A 30 3_400.8	400.8	7.0	320	0.26	1300	9600	3.5	360	0.14	1300	9600	



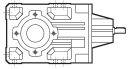

A 30 410 Nm

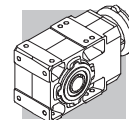
	i	n ₁ = 900 min ⁻¹					n ₁ = 500 min ⁻¹					
		n ₂ min ⁻¹	M _{n2} Nm	P _{n1} kW	R _{n1} N	R _{n2} N	n ₂ min ⁻¹	M _{n2} Nm	P _{n1} kW	R _{n1} N	R _{n2} N	
A 30 2_5.4	5.4	166	255	4.7	1660	3630	92	300	3.1	2200	4470	281
A 30 2_6.4	6.4	140	270	4.2	1630	3830	78	300	2.6	2200	4830	
A 30 2_7.0	7.0	128	284	4.1	1650	3920	71	300	2.4	2200	5040	
A 30 2_8.5	8.5	106	290	3.4	1810	4240	59	300	2.0	2200	5470	
A 30 2_9.3	9.3	97	300	3.2	1900	4380	54	300	1.8	2200	5710	
A 30 2_10.5	10.5	86	391	3.7	2200	4130	48	410	2.2	2200	5400	
A 30 2_11.8	11.8	76	300	2.6	2200	4880	42	300	1.4	2200	6320	
A 30 2_13.6	13.6	66	410	3.0	2200	4600	37	410	1.7	2200	6110	
A 30 2_16.3	16.3	55	410	2.5	2200	5044	31	410	1.4	2200	6650	
A 30 2_18.0	18.0	50	410	2.3	2200	5280	27.8	410	1.3	2200	6940	
A 30 2_20.5	20.5	44	410	2.0	2200	5630	24.3	410	1.1	2200	7360	
A 30 2_22.8	22.8	40	410	1.8	2200	5910	22.0	410	1.0	2200	7700	
A 30 2_26.5	26.5	34	410	1.5	2200	6340	18.8	410	0.86	2200	8230	
A 30 2_29.3	29.3	31	410	1.4	2200	6640	17.1	410	0.78	2200	8590	
A 30 2_33.4	33.4	26.9	410	1.2	2200	7040	15.0	410	0.68	2200	9080	
A 30 2_36.6	36.6	24.6	410	1.1	2200	7340	13.6	410	0.62	2200	9440	
A 30 2_39.3	39.3	22.9	410	1.0	2200	7560	12.7	410	0.58	2200	9600	
A 30 2_43.4	43.4	20.7	410	0.95	2200	7900	11.5	410	0.53	2200	9600	
A 30 2_48.3	48.3	18.6	410	0.85	2200	8270	10.4	410	0.47	2200	9600	
A 30 2_52.7	52.7	17.1	410	0.78	2200	8590	9.5	410	0.43	2200	9600	
A 30 2_59.4	59.4	15.1	400	0.67	2200	9090	8.4	400	0.37	2200	9600	
A 30 2_66.0	66.0	13.6	390	0.59	2200	9560	7.6	390	0.33	2200	9600	
A 30 2_76.5	76.5	11.8	350	0.46	2200	9600	6.5	350	0.25	2200	9600	
A 30 2_86.7	86.7	10.4	320	0.37	2200	9600	5.8	320	0.21	2200	9600	
A 30 2_97.5	97.5	9.2	300	0.31	2200	9600	5.1	300	0.17	2200	9600	
A 30 3_109.1	109.1	8.3	350	0.33	1300	9600	4.6	370	0.20	1300	9600	
A 30 3_120.5	120.5	7.5	354	0.30	1300	9600	4.2	410	0.20	1300	9600	
A 30 3_137.4	137.4	6.5	370	0.28	1300	9600	3.6	410	0.17	1300	9600	
A 30 3_150.7	150.7	6.0	381	0.26	1300	9600	3.3	410	0.16	1300	9600	
A 30 3_161.4	161.4	5.6	390	0.25	1300	9600	3.1	410	0.15	1300	9600	
A 30 3_178.6	178.5	5.0	400	0.23	1300	9600	2.8	410	0.13	1300	9600	
A 30 3_198.5	198.5	4.5	410	0.21	1300	9600	2.5	410	0.12	1300	9600	
A 30 3_216.6	216.6	4.2	410	0.20	1300	9600	2.3	410	0.11	1300	9600	
A 30 3_244.3	244.3	3.7	410	0.17	1300	9600	2.0	410	0.10	1300	9600	
A 30 3_271.5	271.5	3.3	410	0.16	1300	9600	1.8	410	0.09	1300	9600	
A 30 3_314.6	314.5	2.9	410	0.13	1300	9600	1.6	410	0.07	1300	9600	
A 30 3_356.3	356.3	2.5	380	0.11	1300	9600	1.4	380	0.06	1300	9600	
A 30 3_400.8	400.8	2.2	360	0.09	1300	9600	1.2	360	0.05	1300	9600	



A 35

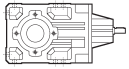

600 Nm

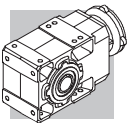
	i	n ₁ = 2800 min ⁻¹					n ₁ = 1400 min ⁻¹					
		n ₂ min ⁻¹	M _{n2} Nm	P _{n1} kW	R _{n1} N	R _{n2} N	n ₂ min ⁻¹	M _{n2} Nm	P _{n1} kW	R _{n1} N	R _{n2} N	
A 35 2_5.4	5.4	517	246	14.2	1420	4000	259	310	8.9	1790	5050	285
A 35 2_6.4	6.4	437	262	12.7	1420	4230	218	330	8.0	1790	5330	
A 35 2_7.0	7.0	399	278	12.3	1410	4320	199	350	7.8	1790	5440	
A 35 2_8.5	8.5	331	286	10.5	1450	4650	165	360	6.6	1830	5850	
A 35 2_9.3	9.3	301	302	10.1	1450	4760	150	380	6.4	1830	6000	
A 35 2_10.6	10.6	263	310	9.1	1440	5010	132	390	5.7	1830	6310	
A 35 2_11.8	11.8	238	317	8.4	1480	5200	119	400	5.3	1860	6550	
A 35 2_13.1	13.1	214	400	10.9	1630	4470	107	550	6.6	2100	5780	
A 35 2_15.5	15.5	181	430	10.0	1620	4670	90	570	5.7	2120	6190	
A 35 2_17.0	17.0	165	465	9.7	1620	4730	83	600	5.5	2130	6310	
A 35 2_20.4	20.4	137	500	8.4	1630	5080	69	600	4.6	2170	6930	
A 35 2_22.5	22.5	125	540	7.8	1660	5290	62	600	4.2	2200	7260	
A 35 2_25.7	25.7	109	585	7.1	1640	5540	55	600	3.6	2200	7740	
A 35 2_28.4	28.4	98	600	6.6	1660	5760	49	600	3.3	2200	8130	
A 35 2_33.2	33.2	84	600	5.6	910	6240	42	600	2.8	2200	8730	
A 35 2_36.6	36.6	76	600	5.1	1080	6560	38	600	2.6	2200	9140	
A 35 2_41.8	41.8	67	600	4.5	1140	7010	34	600	2.2	2200	9700	
A 35 2_45.8	45.8	61	600	4.1	1260	7330	31	600	2.0	2200	10100	
A 35 2_49.1	49.1	57	600	3.8	1260	7580	28.5	600	1.9	2200	10400	
A 35 2_54.3	54.3	52	600	3.4	1360	7950	25.8	600	1.7	2200	10900	
A 35 2_60.4	60.4	46	600	3.1	1470	8360	23.2	600	1.6	2200	11400	
A 35 2_65.8	65.8	43	600	2.8	1470	8700	21.3	600	1.4	2200	11800	
A 35 2_74.3	74.3	38	600	2.5	1560	9200	18.8	600	1.3	2200	12000	
A 35 2_82.5	82.5	34	600	2.3	1560	9650	17.0	600	1.1	2200	12000	
A 35 2_95.6	95.6	29.3	540	1.8	1860	10600	14.6	540	0.88	2200	12000	
A 35 3_105.5	105.5	26.5	430	1.3	550	12000	13.3	525	0.80	780	12000	
A 35 3_116.9	116.9	24.0	455	1.3	650	12000	12.0	560	0.77	870	12000	
A 35 3_136.3	136.3	20.5	470	1.1	870	12000	10.3	575	0.68	1110	12000	
A 35 3_150.6	150.6	18.6	495	1.1	900	12000	9.3	600	0.64	1160	12000	
A 35 3_171.8	171.8	16.3	505	0.95	960	12000	8.1	600	0.56	1250	12000	
A 35 3_188.3	188.3	14.9	525	0.90	990	12000	7.4	600	0.51	1300	12000	
A 35 3_201.8	201.8	13.9	525	0.84	1020	12000	6.9	600	0.48	1300	12000	
A 35 3_223.2	223.2	12.5	545	0.79	1050	12000	6.3	600	0.43	1300	12000	
A 35 3_248.1	248.1	11.3	565	0.73	1080	12000	5.6	600	0.39	1300	12000	
A 35 3_270.7	270.7	10.3	570	0.68	1110	12000	5.2	600	0.36	1300	12000	
A 35 3_305.4	305.4	9.2	585	0.62	1140	12000	4.6	600	0.32	1300	12000	
A 35 3_339.3	339.3	8.3	520	0.49	1210	12000	4.1	520	0.25	1300	12000	
A 35 3_393.2	393.2	7.1	465	0.38	1260	12000	3.6	465	0.19	1300	12000	



A 35

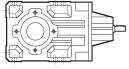

600 Nm

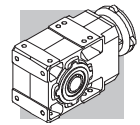
	i	n ₁ = 900 min ⁻¹					n ₁ = 500 min ⁻¹					
		n ₂ min ⁻¹	M _{n2} Nm	P _{n1} kW	R _{n1} N	R _{n2} N	n ₂ min ⁻¹	M _{n2} Nm	P _{n1} kW	R _{n1} N	R _{n2} N	
A 35 2_5.4	5.4	166	340	6.3	2150	5940	92	340	3.5	2200	7600	285
A 35 2_6.4	6.4	140	350	5.5	2190	6340	78	350	3.0	2200	8090	
A 35 2_7.0	7.0	128	370	5.3	2200	6490	71	370	2.9	2200	8290	
A 35 2_8.5	8.5	106	380	4.5	2200	6970	59	380	2.5	2200	8890	
A 35 2_9.3	9.3	97	400	4.3	2200	7160	54	400	2.4	2200	9140	
A 35 2_10.6	10.6	85	400	3.8	2200	7570	47	400	2.1	2200	9650	
A 35 2_11.8	11.8	76	400	3.4	2200	7910	42	400	1.9	2200	10100	
A 35 2_13.1	13.1	69	600	4.6	2200	6910	38	600	2.6	2200	9140	
A 35 2_15.5	15.5	58	600	3.9	2090	7510	32	600	2.2	2200	9860	
A 35 2_17.0	17.0	53	600	3.5	2200	7840	29.5	600	2.0	2200	10300	
A 35 2_20.4	20.4	44	600	2.9	2200	8560	24.5	600	1.6	2200	11100	
A 35 2_22.5	22.5	40	600	2.7	2200	8950	22.2	600	1.5	2200	11600	
A 35 2_25.7	25.7	35	600	2.3	2200	9500	19.5	600	1.3	2200	12000	
A 35 2_28.4	28.4	32	600	2.1	2200	9950	17.6	600	1.2	2200	12000	
A 35 2_33.2	33.2	27.1	600	1.8	2200	10700	15.1	600	1.0	2200	12000	
A 35 2_36.6	36.6	24.6	600	1.6	2200	11100	13.7	600	0.91	2200	12000	
A 35 2_41.8	41.8	21.5	600	1.4	2200	11800	12.0	600	0.80	2200	12000	
A 35 2_45.8	45.8	19.6	600	1.3	2200	12000	10.9	600	0.73	2200	12000	
A 35 2_49.1	49.1	18.3	600	1.2	2200	12000	10.2	600	0.68	2200	12000	
A 35 2_54.3	54.3	16.6	600	1.1	2200	12000	9.2	600	0.62	2200	12000	
A 35 2_60.4	60.4	14.9	600	1.0	2200	12000	8.3	600	0.55	2200	12000	
A 35 2_65.8	65.8	13.7	600	0.91	2200	12000	7.6	600	0.51	2200	12000	
A 35 2_74.3	74.3	12.1	600	0.81	2200	12000	6.7	600	0.45	2200	12000	
A 35 2_82.5	82.5	10.9	600	0.73	2200	12000	6.1	600	0.40	2200	12000	
A 35 2_95.6	95.6	9.4	540	0.57	2200	12000	5.2	540	0.31	2200	12000	
A 35 3_105.5	105.5	8.5	600	0.59	940	12000	4.7	600	0.33	1300	12000	
A 35 3_116.9	116.9	7.7	600	0.53	1230	12000	4.3	600	0.30	1300	12000	
A 35 3_136.3	136.3	6.6	600	0.46	1300	12000	3.7	600	0.25	1300	12000	
A 35 3_150.6	150.6	6.0	600	0.41	1300	12000	3.3	600	0.23	1300	12000	
A 35 3_171.8	171.8	5.2	600	0.36	1300	12000	2.9	600	0.20	1300	12000	
A 35 3_188.3	188.3	4.8	600	0.33	1300	12000	2.7	600	0.18	1300	12000	
A 35 3_201.8	201.8	4.5	600	0.31	1300	12000	2.5	600	0.17	1300	12000	
A 35 3_223.2	223.2	4.0	600	0.28	1300	12000	2.2	600	0.15	1300	12000	
A 35 3_248.1	248.1	3.6	600	0.25	1300	12000	2.0	600	0.14	1300	12000	
A 35 3_270.7	270.7	3.3	600	0.23	1300	12000	1.8	600	0.13	1300	12000	
A 35 3_305.4	305.4	2.9	600	0.20	1300	12000	1.6	600	0.11	1300	12000	
A 35 3_339.3	339.3	2.7	520	0.16	1300	12000	1.5	520	0.09	1300	12000	
A 35 3_393.2	393.2	2.3	465	0.12	1300	12000	1.3	465	0.07	1300	12000	



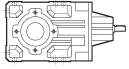

A 41

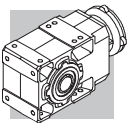
850 Nm

	i	n ₁ = 2800 min ⁻¹					n ₁ = 1400 min ⁻¹					
		n ₂ min ⁻¹	M _{n2} Nm	P _{n1} kW	R _{n1} N	R _{n2} N	n ₂ min ⁻¹	M _{n2} Nm	P _{n1} kW	R _{n1} N	R _{n2} N	
A 41 2_5.2	5.2	534	450	27	1790	4350	267	550	16.4	2450	5560	289
A 41 2_7.1	7.1	393	490	22	1890	4850	197	550	12.0	2670	6430	
A 41 2_8.3	8.3	336	510	19.1	1900	5140	168	550	10.3	2750	6920	
A 41 2_9.2	9.2	304	530	18.0	1980	5300	152	550	9.3	2860	7240	
A 41 2_10.1	10.1	276	435	13.4	2680	6030	138	535	8.2	3390	7650	
A 41 2_11.7	11.7	238	550	14.6	2050	5870	119	550	7.3	2950	8070	
A 41 2_13.8	13.8	204	480	10.9	2690	6680	102	585	6.6	3430	8510	
A 41 2_16.1	16.1	174	500	9.7	2700	7070	87	610	5.9	3430	9000	
A 41 2_17.8	17.8	158	515	9.0	2730	7310	79	630	5.5	3470	9300	
A 41 2_22.7	22.7	123	550	7.6	2730	7970	62	680	4.7	3460	10100	
A 41 2_28.3	28.3	99	595	6.6	2670	8570	49	730	4.0	3450	10900	
A 41 2_35.9	35.9	78	635	5.5	2590	9320	39	780	3.4	3410	11800	
A 41 2_45.1	45.1	62	680	4.7	2500	10100	31	830	2.9	3330	12800	
A 41 2_48.3	48.3	58	690	4.5	2430	10300	29.0	850	2.7	3200	13100	
A 41 2_53.1	53.1	53	700	4.1	2470	10700	26.3	850	2.5	3330	13700	
A 41 2_58.8	58.8	48	730	3.9	2390	11100	23.8	850	2.3	3460	14300	
A 41 2_64.2	64.2	44	740	3.6	2320	11500	21.8	850	2.1	3460	14800	
A 41 2_71.3	71.3	39	780	3.4	2120	11800	19.6	850	1.9	3470	15000	
A 41 2_79.2	79.2	35	800	3.1	1990	12300	17.7	800	1.6	3500	15000	
A 41 3_92.8	92.8	30	650	2.3	270	14000	15.1	800	1.4	430	15000	
A 41 3_115.9	115.9	24.2	800	2.2	310	14600	12.1	850	1.2	980	15000	
A 41 3_146.9	146.9	19.1	850	1.9	790	15000	9.5	850	0.93	1640	15000	
A 41 3_184.4	184.4	15.2	850	1.5	1290	15000	7.6	850	0.74	1770	15000	
A 41 3_197.5	197.5	14.2	850	1.4	1360	15000	7.1	850	0.69	1790	15000	
A 41 3_217.4	217.4	12.9	850	1.3	1390	15000	6.4	850	0.63	1820	15000	
A 41 3_240.6	240.6	11.6	850	1.1	1410	15000	5.8	850	0.57	1840	15000	
A 41 3_262.5	262.5	10.7	850	1.0	1430	15000	5.3	850	0.52	1860	15000	
A 41 3_291.7	291.7	9.6	850	0.94	1450	15000	4.8	850	0.47	1880	15000	
A 41 3_324.2	324.2	8.6	850	0.84	1470	15000	4.3	850	0.42	1900	15000	
A 41 3_376.8	376.8	7.4	850	0.73	1500	15000	3.7	850	0.36	1930	15000	



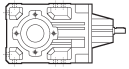

A 41 850 Nm

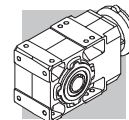
	i	n ₁ = 900 min ⁻¹					n ₁ = 500 min ⁻¹					
		n ₂ min ⁻¹	M _{n2} Nm	P _{n1} kW	R _{n1} N	R _{n2} N	n ₂ min ⁻¹	M _{n2} Nm	P _{n1} kW	R _{n1} N	R _{n2} N	
A 41 2_5.2	5.2	172	550	10.5	3140	6850	95	550	5.8	3500	8900	289
A 41 2_7.1	7.1	126	550	7.7	3360	7870	70	550	4.3	3500	10100	
A 41 2_8.3	8.3	108	550	6.6	3440	8430	60	550	3.7	3500	10800	
A 41 2_9.2	9.2	98	550	6.0	3500	8800	54	550	3.3	3500	11300	
A 41 2_10.1	10.1	89	610	6.0	3500	8920	49	730	4.0	3500	10900	
A 41 2_11.7	11.7	77	550	4.7	3500	9760	43	550	2.6	3500	12400	
A 41 2_13.8	13.8	65	670	4.9	3500	9900	36	800	3.2	3500	12100	
A 41 2_16.1	16.1	56	700	4.4	3500	10500	31	830	2.9	3500	12800	
A 41 2_17.8	17.8	51	720	4.1	3500	10800	28.1	850	2.7	3500	13300	
A 41 2_22.7	22.7	40	780	3.4	3500	11700	22.0	850	2.1	3500	14800	
A 41 2_28.3	28.3	32	830	2.9	3500	12700	17.7	850	1.7	3500	15000	
A 41 2_35.9	35.9	25.1	850	2.4	3500	14000	13.9	850	1.3	3500	15000	
A 41 2_45.1	45.1	20.0	850	1.9	3500	15000	11.1	850	1.1	3500	15000	
A 41 2_48.3	48.3	18.6	850	1.8	3500	15000	10.4	850	0.98	3500	15000	
A 41 2_53.1	53.1	16.9	850	1.6	3500	15000	9.4	850	0.89	3500	15000	
A 41 2_58.8	58.8	15.3	850	1.4	3500	15000	8.5	850	0.81	3500	15000	
A 41 2_64.2	64.2	14.0	850	1.3	3300	15000	7.8	850	0.74	3500	15000	
A 41 2_71.3	71.3	12.6	850	1.2	3500	15000	7.0	850	0.66	3500	15000	
A 41 2_79.2	79.2	11.4	800	1.0	3500	15000	6.3	800	0.56	3500	15000	
A 41 3_92.8	92.8	9.7	800	0.89	1080	15000	5.4	800	0.50	2110	15000	
A 41 3_115.9	115.9	7.8	850	0.76	1630	15000	4.3	850	0.42	2200	15000	
A 41 3_146.9	146.9	6.1	850	0.60	2020	15000	3.4	850	0.33	2200	15000	
A 41 3_184.4	184.4	4.9	850	0.48	2100	15000	2.7	850	0.27	2200	15000	
A 41 3_197.5	197.5	4.6	850	0.45	2120	15000	2.5	850	0.25	2200	15000	
A 41 3_217.4	217.4	4.1	850	0.40	2150	15000	2.3	850	0.22	2200	15000	
A 41 3_240.6	240.6	3.7	850	0.37	2170	15000	2.1	850	0.20	2200	15000	
A 41 3_262.5	262.5	3.4	850	0.34	2190	15000	1.9	850	0.19	2200	15000	
A 41 3_291.7	291.7	3.1	850	0.30	2200	15000	1.7	850	0.17	2200	15000	
A 41 3_324.2	324.2	2.8	850	0.27	2200	15000	1.5	850	0.15	2200	15000	
A 41 3_376.8	376.8	2.4	850	0.23	2200	15000	1.3	850	0.13	2200	15000	



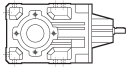

A 50

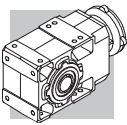
1500 Nm

	i	n ₁ = 2800 min ⁻¹					n ₁ = 1400 min ⁻¹					
		n ₂ min ⁻¹	M _{n2} Nm	P _{n1} kW	R _{n1} N	R _{n2} N	n ₂ min ⁻¹	M _{n2} Nm	P _{n1} kW	R _{n1} N	R _{n2} N	
A 50 2_7.7	7.7	362	550	22	2300	7920	181	700	14.1	2890	9960	293
A 50 2_9.7	9.7	288	600	19.2	2330	8530	144	750	12.0	2950	10800	
A 50 2_13.1	13.1	214	600	14.3	2460	9600	107	750	8.9	3110	12100	
A 50 2_16.6	16.6	169	640	12.0	2490	10400	84	800	7.5	3150	13100	
A 50 2_20.9	20.9	134	640	9.5	2540	11400	67	800	6.0	3210	14400	
A 50 3_24.0	24.0	116	1150	15.4	1850	7020	58	1500	10.0	2100	8540	
A 50 3_26.4	26.4	106	1200	14.6	2100	7170	53	1500	9.1	2690	9100	
A 50 3_32.4	32.4	86	1290	12.8	1800	4630	43	1500	7.5	2760	10400	
A 50 3_35.6	35.6	79	1340	12.1	2080	7830	39	1500	6.8	3290	11000	
A 50 3_40.9	40.9	68	1415	11.1	1740	8130	34	1500	5.9	3220	11900	
A 50 3_45.0	45.0	62	1470	10.5	2030	8340	31	1500	5.4	3440	12600	
A 50 3_51.7	51.7	54	1500	9.4	1680	8970	27.1	1500	4.7	3400	13600	
A 50 3_56.8	56.8	49	1500	8.5	2150	9540	24.6	1500	4.3	3480	14400	
A 50 3_63.9	63.9	44	1500	7.6	1900	10300	21.9	1500	3.8	3450	15300	
A 50 3_70.2	70.2	40	1500	6.9	2350	10900	19.9	1500	3.4	3500	16100	
A 50 3_81.5	81.5	34	1500	5.9	2170	11900	17.2	1500	3.0	3500	17300	
A 50 3_89.5	89.5	31	1500	5.4	2590	12600	15.6	1500	2.7	3500	18200	
A 50 3_99.5	99.5	28.1	1500	4.9	2260	13400	14.1	1500	2.4	3500	19200	
A 50 3_109.4	109.4	25.6	1500	4.4	2680	14100	12.8	1500	2.2	3500	20000	
A 50 3_118.0	118.0	23.7	1500	4.1	2390	14700	11.9	1500	2.0	3500	20000	
A 50 3_129.7	129.7	21.6	1500	3.7	2720	15400	10.8	1500	1.9	3500	20000	
A 50 3_140.6	140.6	19.9	1500	3.4	2440	16100	10.0	1500	1.7	3500	20000	
A 50 3_154.6	154.6	18.1	1500	3.1	2730	16900	9.1	1500	1.6	3500	20000	
A 50 3_173.4	173.4	16.2	1500	2.8	2480	17900	8.1	1500	1.4	3500	20000	
A 50 3_190.6	190.6	14.7	1500	2.5	2740	18800	7.3	1500	1.3	3500	20000	
A 50 4_211.0	211.0	13.3	1500	2.3	1930	20000	6.6	1500	1.2	2200	20000	
A 50 4_232.0	232.0	12.1	1500	2.1	1970	20000	6.0	1500	1.1	2200	20000	
A 50 4_260.9	260.9	10.7	1500	1.9	2010	20000	5.4	1500	0.95	2200	20000	
A 50 4_286.8	286.8	9.8	1500	1.7	2040	20000	4.9	1500	0.86	2200	20000	
A 50 4_332.6	332.6	8.4	1500	1.5	2080	20000	4.2	1500	0.74	2200	20000	
A 50 4_365.6	365.6	7.7	1500	1.4	2100	20000	3.8	1500	0.68	2200	20000	
A 50 4_406.4	406.4	6.9	1500	1.2	2130	20000	3.4	1500	0.61	2200	20000	
A 50 4_446.8	446.8	6.3	1500	1.1	2140	20000	3.1	1500	0.55	2200	20000	
A 50 4_481.6	481.6	5.8	1500	1.0	2160	20000	2.9	1500	0.51	2200	20000	
A 50 4_529.5	529.5	5.3	1500	0.93	2170	20000	2.6	1500	0.47	2200	20000	
A 50 4_574.2	574.2	4.9	1500	0.86	2190	20000	2.4	1500	0.43	2200	20000	
A 50 4_631.2	631.2	4.4	1500	0.78	2200	20000	2.2	1500	0.39	2200	20000	
A 50 4_707.9	707.9	4.0	1500	0.70	2200	20000	2.0	1500	0.35	2200	20000	
A 50 4_778.2	778.2	3.6	1500	0.63	2200	20000	1.8	1500	0.32	2200	20000	

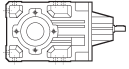



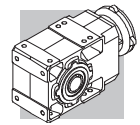
A 50 1500 Nm

	i	n ₁ = 900 min ⁻¹					n ₁ = 500 min ⁻¹					
		n ₂ min ⁻¹	M _{n2} Nm	P _{n1} kW	R _{n1} N	R _{n2} N	n ₂ min ⁻¹	M _{n2} Nm	P _{n1} kW	R _{n1} N	R _{n2} N	
A 50 2_7.7	7.7	116	770	10.0	3430	11700	65	900	6.5	3500	14300	293
A 50 2_9.7	9.7	92	830	8.5	3490	12600	51	1000	5.7	3500	15300	
A 50 2_13.1	13.1	69	830	6.3	3500	14200	38	1000	4.2	3500	17300	
A 50 2_16.6	16.6	54	880	5.3	3500	15400	30	1000	3.4	3500	18900	
A 50 2_20.9	20.9	43	880	4.2	3500	16800	23.9	1000	2.7	3500	20000	
A 50 3_24.0	24.0	37	1500	6.5	3480	11300	20.8	1500	3.6	3500	15700	
A 50 3_26.4	26.4	34	1500	5.9	3500	12000	18.9	1500	3.3	3500	16500	
A 50 3_32.4	32.4	27.8	1500	4.8	3500	13400	15.4	1500	2.7	3500	18300	
A 50 3_35.6	35.6	25.3	1500	4.4	3500	14200	14.0	1500	2.4	3500	19200	
A 50 3_40.9	40.9	22.0	1500	3.8	3500	15300	12.2	1500	2.1	3500	20000	
A 50 3_45.0	45.0	20.0	1500	3.5	3500	16000	11.1	1500	1.9	3500	20000	
A 50 3_51.7	51.7	17.4	1500	3.0	3450	17200	9.7	1500	1.7	3500	20000	
A 50 3_56.8	56.8	15.8	1500	2.7	3500	18100	8.8	1500	1.5	3500	20000	
A 50 3_63.9	63.9	14.1	1500	2.4	3500	19200	7.8	1500	1.4	3500	20000	
A 50 3_70.2	70.2	12.8	1500	2.2	3500	20000	7.1	1500	1.2	3500	20000	
A 50 3_81.5	81.5	11.0	1500	1.9	3500	20000	6.1	1500	1.1	3500	20000	
A 50 3_89.5	89.5	10.1	1500	1.7	3500	20000	5.6	1500	0.96	3500	20000	
A 50 3_99.5	99.5	9.0	1500	1.6	3500	20000	5.0	1500	0.87	3500	20000	
A 50 3_109.4	109.4	8.2	1500	1.4	3500	20000	4.6	1500	0.79	3500	20000	
A 50 3_118.0	118.0	7.6	1500	1.3	3500	20000	4.2	1500	0.73	3500	20000	
A 50 3_129.7	129.7	6.9	1500	1.2	3500	20000	3.9	1500	0.67	3500	20000	
A 50 3_140.6	140.6	6.4	1500	1.1	3500	20000	3.6	1500	0.61	3500	20000	
A 50 3_154.6	154.6	5.8	1500	1.0	3500	20000	3.2	1500	0.56	3500	20000	
A 50 3_173.4	173.4	5.2	1500	0.90	3500	20000	2.9	1500	0.50	3500	20000	
A 50 3_190.6	190.6	4.7	1500	0.82	3500	20000	2.6	1500	0.45	3500	20000	
A 50 4_211.0	211.0	4.3	1500	0.75	2200	20000	2.4	1500	0.42	2200	20000	
A 50 4_232.0	232.0	3.9	1500	0.68	2200	20000	2.2	1500	0.38	2200	20000	
A 50 4_260.9	260.9	3.4	1500	0.61	2200	20000	1.9	1500	0.34	2200	20000	
A 50 4_286.8	286.8	3.1	1500	0.55	2200	20000	1.7	1500	0.31	2200	20000	
A 50 4_332.6	332.6	2.7	1500	0.48	2200	20000	1.5	1500	0.27	2200	20000	
A 50 4_365.6	365.6	2.5	1500	0.43	2200	20000	1.4	1500	0.24	2200	20000	
A 50 4_406.4	406.4	2.2	1500	0.39	2200	20000	1.2	1500	0.22	2200	20000	
A 50 4_446.8	446.8	2.0	1500	0.36	2200	20000	1.1	1500	0.20	2200	20000	
A 50 4_481.6	481.6	1.9	1500	0.33	2200	20000	1.0	1500	0.18	2200	20000	
A 50 4_529.5	529.5	1.7	1500	0.30	2200	20000	0.94	1500	0.17	2200	20000	
A 50 4_574.2	574.2	1.6	1500	0.28	2200	20000	0.87	1500	0.15	2200	20000	
A 50 4_631.2	631.2	1.4	1500	0.25	2200	20000	0.79	1500	0.14	2200	20000	
A 50 4_707.9	707.9	1.3	1500	0.22	2200	20000	0.71	1500	0.12	2200	20000	
A 50 4_778.2	778.2	1.2	1500	0.20	2200	20000	0.64	1500	0.11	2200	20000	

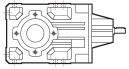



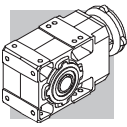
A 55 2000 Nm

	i	n ₁ = 2800 min ⁻¹					n ₁ = 1400 min ⁻¹					
		n ₂ min ⁻¹	M _{n2} Nm	P _{n1} kW	R _{n1} N	R _{n2} N	n ₂ min ⁻¹	M _{n2} Nm	P _{n1} kW	R _{n1} N	R _{n2} N	
A 55 2_4.9	4.9	571	760	48	1320	15100	286	900	28	2150	18700	297
A 55 2_6.4	6.4	438	800	39	1950	16400	219	950	23	2860	20300	
A 55 2_8.5	8.5	329	800	30	2810	18000	165	950	17.5	3500	22200	
A 55 2_10.4	10.4	269	840	25	2900	19100	135	1000	15.1	3500	23600	
A 55 2_13.1	13.1	214	840	20	3230	20600	107	1000	11.9	3500	25500	
A 55 2_15.7	15.7	178	840	16.7	3440	21900	89	1000	9.9	3500	27000	
A 55 2_19.2	19.2	146	925	15.0	3160	23200	73	1100	8.9	3500	28600	
A 55 3_23.8	23.8	118	1600	22	2050	21000	59	1950	13.2	2640	26000	
A 55 3_29.9	29.9	94	1700	18.3	2110	22500	47	2000	10.8	2770	28200	
A 55 3_40.3	40.3	69	1850	14.8	2150	24800	35	2000	8.0	2930	30000	
A 55 3_51.0	51.0	55	2000	12.6	2170	26500	27.5	2000	6.3	3050	30000	
A 55 3_64.3	64.3	44	2000	10.0	2230	29000	21.8	2000	5.0	3110	30000	
A 55 3_79.5	79.5	35	2000	8.1	1040	30000	17.6	2000	4.1	2820	30000	
A 55 3_101.4	101.4	27.6	2000	6.4	1340	30000	13.8	2000	3.2	3130	30000	
A 55 3_123.9	123.9	22.6	2000	5.2	1450	30000	11.3	2000	2.6	3230	30000	
A 55 3_132.7	132.7	21.1	2000	4.9	1450	30000	10.6	2000	2.4	3240	30000	
A 55 3_146.8	146.8	19.1	2000	4.4	1610	30000	9.5	2000	2.2	3290	30000	
A 55 3_160.4	160.4	17.5	2000	4.0	1660	30000	8.7	2000	2.0	3300	30000	
A 55 3_175.0	175.0	16.0	2000	3.7	1660	30000	8.0	2000	1.8	3300	30000	
A 55 3_194.2	194.2	14.4	2000	3.3	1710	30000	7.2	2000	1.7	3310	30000	
A 55 4_208.1	208.1	13.5	1600	2.5	1890	30000	6.7	1950	1.5	2200	30000	
A 55 4_262.6	262.6	10.7	1650	2.1	1980	30000	5.3	2000	1.3	2200	30000	
A 55 4_324.7	324.7	8.6	1750	1.8	2030	30000	4.3	2000	1.0	2200	30000	
A 55 4_414.0	414.0	6.8	1850	1.5	2080	30000	3.4	2000	0.80	2200	30000	
A 55 4_505.9	505.9	5.5	1900	1.2	2120	30000	2.8	2000	0.65	2200	30000	
A 55 4_542.0	542.0	5.2	1900	1.2	2140	30000	2.6	2000	0.61	2200	30000	
A 55 4_599.5	599.5	4.7	1950	1.1	2150	30000	2.3	2000	0.55	2200	30000	
A 55 4_655.1	655.1	4.3	1950	1.0	2180	30000	2.1	2000	0.50	2200	30000	
A 55 4_714.7	714.7	3.9	1950	0.90	2200	30000	2.0	2000	0.46	2200	30000	
A 55 4_793.0	793.0	3.5	2000	0.83	2200	30000	1.8	2000	0.42	2200	30000	

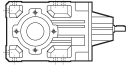



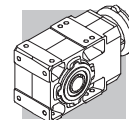
A 55 2000 Nm

	i	n ₁ = 900 min ⁻¹					n ₁ = 500 min ⁻¹					
		n ₂ min ⁻¹	M _{n2} Nm	P _{n1} kW	R _{n1} N	R _{n2} N	n ₂ min ⁻¹	M _{n2} Nm	P _{n1} kW	R _{n1} N	R _{n2} N	
A 55 2_4.9	4.9	184	1000	20	2850	21400	102	1160	13.1	3500	25600	297
A 55 2_6.4	6.4	141	1060	16.6	3500	23200	78	1230	10.7	3500	27700	
A 55 2_8.5	8.5	106	1060	12.6	3500	25400	59	1230	8.1	3500	30000	
A 55 2_10.4	10.4	87	1120	10.8	3500	27000	48	1290	6.9	3500	30000	
A 55 2_13.1	13.1	69	1120	8.6	3500	29100	38	1290	5.5	3500	30000	
A 55 2_15.7	15.7	57	1120	7.2	3500	30000	32	1290	4.6	3500	30000	
A 55 2_19.2	19.2	47	1230	6.4	3500	30000	26.0	1420	4.1	3500	30000	
A 55 3_23.8	23.8	38	2000	8.7	3280	30000	21.0	2000	4.8	3500	30000	
A 55 3_29.9	29.9	30	2000	6.9	3450	30000	16.7	2000	3.8	3500	30000	
A 55 3_40.3	40.3	22.3	2000	5.1	3500	30000	12.4	2000	2.9	3500	30000	
A 55 3_51.0	51.0	17.6	2000	4.1	3500	30000	9.8	2000	2.3	3500	30000	
A 55 3_64.3	64.3	14.0	2000	3.2	3500	30000	7.8	2000	1.8	3500	30000	
A 55 3_79.5	79.5	11.3	2000	2.6	3500	30000	6.3	2000	1.4	3500	30000	
A 55 3_101.4	101.4	8.9	2000	2.0	3500	30000	4.9	2000	1.1	3500	30000	
A 55 3_123.9	123.9	7.3	2000	1.7	3500	30000	4.0	2000	0.93	3500	30000	
A 55 3_132.7	132.7	6.8	2000	1.6	3500	30000	3.8	2000	0.87	3500	30000	
A 55 3_146.8	146.8	6.1	2000	1.4	3500	30000	3.4	2000	0.78	3500	30000	
A 55 3_160.4	160.4	5.6	2000	1.3	3500	30000	3.1	2000	0.72	3500	30000	
A 55 3_175.0	175.0	5.1	2000	1.2	3500	30000	2.9	2000	0.66	3500	30000	
A 55 3_194.2	194.2	4.6	2000	1.1	3500	30000	2.6	2000	0.59	3500	30000	
A 55 4_208.1	208.1	4.3	2000	1.0	2200	30000	2.4	2000	0.57	2200	30000	
A 55 4_262.6	262.6	3.4	2000	0.81	2200	30000	1.9	2000	0.45	2200	30000	
A 55 4_324.7	324.7	2.8	2000	0.65	2200	30000	1.5	2000	0.36	2200	30000	
A 55 4_414.0	414.0	2.2	2000	0.51	2200	30000	1.2	2000	0.28	2200	30000	
A 55 4_505.9	505.9	1.8	2000	0.42	2200	30000	1.0	2000	0.23	2200	30000	
A 55 4_542.0	542.0	1.7	2000	0.39	2200	30000	0.92	2000	0.22	2200	30000	
A 55 4_599.5	599.5	1.5	2000	0.35	2200	30000	0.83	2000	0.20	2200	30000	
A 55 4_655.1	655.1	1.4	2000	0.32	2200	30000	0.76	2000	0.18	2200	30000	
A 55 4_714.7	714.7	1.3	2000	0.30	2200	30000	0.70	2000	0.16	2200	30000	
A 55 4_793.0	793.0	1.1	2000	0.27	2200	30000	0.63	2000	0.15	2200	30000	

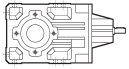



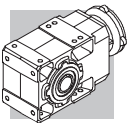
A 60 2800 Nm

	i	n ₁ = 2800 min ⁻¹					n ₁ = 1400 min ⁻¹					
		n ₂ min ⁻¹	M _{n2} Nm	P _{n1} kW	R _{n1} N	R _{n2} N	n ₂ min ⁻¹	M _{n2} Nm	P _{n1} kW	R _{n1} N	R _{n2} N	
A 60 2_7.9	7.9	356	950	38	2770	22500	178	1200	24	3400	27700	301
A 60 2_10.3	10.3	271	950	29	2970	24600	136	1200	18.1	3740	30000	
A 60 2_12.7	12.7	220	1000	25	3020	26200	110	1250	15.3	3810	30000	
A 60 2_16.7	16.7	167	1050	19.6	3080	28600	84	1300	12.1	3910	30000	
A 60 2_20.6	20.6	136	1100	16.7	3100	30000	68	1400	10.6	3890	30000	
A 60 3_25.7	25.7	109	2760	35	2380	26900	54	2800	17.5	3800	30000	
A 60 3_27.9	27.9	101	2800	32	2780	27700	50	2800	16.2	3930	30000	
A 60 3_31.7	31.7	88	2800	29	2790	29000	44	2800	14.2	3940	30000	
A 60 3_34.3	34.3	82	2800	26	2920	30000	41	2800	13.2	4060	30000	
A 60 3_41.7	41.7	67	2800	22	2940	30000	34	2800	10.8	4090	30000	
A 60 3_45.2	45.2	62	2800	20	3060	30000	31	2800	10.0	4200	30000	
A 60 3_51.3	51.3	55	2800	17.6	3030	30000	27.3	2800	8.8	4180	30000	
A 60 3_55.6	55.6	50	2800	16.2	3140	30000	25.2	2800	8.1	4280	30000	
A 60 3_65.0	65.0	43	2800	13.9	3110	30000	21.5	2800	6.9	4260	30000	
A 60 3_70.4	70.4	40	2800	12.8	3210	30000	19.9	2800	6.4	4360	30000	
A 60 3_79.7	79.7	35	2800	11.3	3160	30000	17.6	2800	5.7	4310	30000	
A 60 3_86.4	86.4	32	2800	10.4	3260	30000	16.2	2800	5.2	4410	30000	
A 60 3_99.5	99.5	28.1	2800	9.1	3210	30000	14.1	2800	4.5	4360	30000	
A 60 3_107.8	107.8	26.0	2800	8.4	3300	30000	13.0	2800	4.2	4450	30000	
A 60 3_123.0	123.0	22.8	2800	7.3	3250	30000	11.4	2800	3.7	4400	30000	
A 60 3_133.3	133.3	21.0	2800	6.8	3340	30000	10.5	2800	3.4	4490	30000	
A 60 3_144.0	144.0	19.4	2800	6.3	3280	30000	9.7	2800	3.1	4420	30000	
A 60 3_156.0	156.0	17.9	2800	5.8	3360	30000	9.0	2800	2.9	4510	30000	
A 60 3_171.5	171.5	16.3	2800	5.3	3290	30000	8.2	2800	2.6	4430	30000	
A 60 3_185.8	185.8	15.1	2800	4.9	3370	30000	7.5	2800	2.4	4520	30000	
A 60 4_208.7	208.7	13.4	2800	4.4	2720	30000	6.7	2800	2.2	3500	30000	
A 60 4_226.1	226.1	12.4	2800	4.1	2770	30000	6.2	2800	2.0	3500	30000	
A 60 4_264.3	264.3	10.6	2800	3.5	2860	30000	5.3	2800	1.7	3500	30000	
A 60 4_286.3	286.3	9.8	2800	3.2	2900	30000	4.9	2800	1.6	3500	30000	
A 60 4_324.2	324.2	8.6	2800	2.8	2960	30000	4.3	2800	1.4	3500	30000	
A 60 4_351.2	351.2	8.0	2800	2.6	2990	30000	4.0	2800	1.3	3500	30000	
A 60 4_404.7	404.7	6.9	2800	2.3	3050	30000	3.5	2800	1.1	3500	30000	
A 60 4_438.4	438.4	6.4	2800	2.1	3070	30000	3.2	2800	1.1	3500	30000	
A 60 4_500.3	500.3	5.6	2800	1.8	3110	30000	2.8	2800	0.92	3500	30000	
A 60 4_542.0	542.0	5.2	2800	1.7	3140	30000	2.6	2800	0.85	3500	30000	
A 60 4_585.8	585.8	4.8	2800	1.6	3150	30000	2.4	2800	0.79	3500	30000	
A 60 4_634.6	634.6	4.4	2800	1.5	3170	30000	2.2	2800	0.73	3500	30000	
A 60 4_697.3	697.3	4.0	2800	1.3	3190	30000	2.0	2800	0.66	3500	30000	
A 60 4_755.4	755.4	3.7	2800	1.2	3210	30000	1.9	2800	0.61	3500	30000	

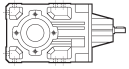



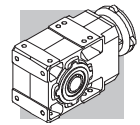
A 60 2800 Nm

	i	n ₁ = 900 min ⁻¹					n ₁ = 500 min ⁻¹					
		n ₂ min ⁻¹	M _{n2} Nm	P _{n1} kW	R _{n1} N	R _{n2} N	n ₂ min ⁻¹	M _{n2} Nm	P _{n1} kW	R _{n1} N	R _{n2} N	
A 60 2_7.9	7.9	114	1300	16.6	4190	30000	64	1550	11.0	4700	30000	301
A 60 2_10.3	10.3	87	1300	12.6	4470	30000	48	1550	8.4	4700	30000	
A 60 2_12.7	12.7	71	1400	11.0	4490	30000	39	1700	7.5	4700	30000	
A 60 2_16.7	16.7	54	1450	8.7	4610	30000	29.9	1700	5.7	4700	30000	
A 60 2_20.6	20.6	44	1550	7.5	4600	30000	24.3	1800	4.9	4700	30000	
A 60 3_25.7	25.7	35	2800	11.3	4680	30000	19.4	2800	6.3	4700	30000	
A 60 3_27.9	27.9	32	2800	10.4	4700	30000	18.0	2800	5.8	4700	30000	
A 60 3_31.7	31.7	28.4	2800	9.2	4700	30000	15.8	2800	5.1	4700	30000	
A 60 3_34.3	34.3	26.2	2800	8.5	4700	30000	14.6	2800	4.7	4700	30000	
A 60 3_41.7	41.7	21.6	2800	7.0	4700	30000	12.0	2800	3.9	4700	30000	
A 60 3_45.2	45.2	19.9	2800	6.4	4700	30000	11.1	2800	3.6	4700	30000	
A 60 3_51.3	51.3	17.5	2800	5.6	4700	30000	9.7	2800	3.1	4700	30000	
A 60 3_55.6	55.6	16.2	2800	5.2	4700	30000	9.0	2800	2.9	4700	30000	
A 60 3_65.0	65.0	13.8	2800	4.5	4700	30000	7.7	2800	2.5	4700	30000	
A 60 3_70.4	70.4	12.8	2800	4.1	4700	30000	7.1	2800	2.3	4700	30000	
A 60 3_79.7	79.7	11.3	2800	3.6	4700	30000	6.3	2800	2.0	4700	30000	
A 60 3_86.4	86.4	10.4	2800	3.4	4700	30000	5.8	2800	1.9	4700	30000	
A 60 3_99.5	99.5	9.0	2800	2.9	4700	30000	5.0	2800	1.6	4700	30000	
A 60 3_107.8	107.8	8.3	2800	2.7	4700	30000	4.6	2800	1.5	4700	30000	
A 60 3_123.0	123.0	7.3	2800	2.4	4700	30000	4.1	2800	1.3	4700	30000	
A 60 3_133.3	133.3	6.8	2800	2.2	4700	30000	3.8	2800	1.2	4700	30000	
A 60 3_144.0	144.0	6.2	2800	2.0	4700	30000	3.5	2800	1.1	4700	30000	
A 60 3_156.0	156.0	5.8	2800	1.9	4700	30000	3.2	2800	1.0	4700	30000	
A 60 3_171.5	171.5	5.2	2800	1.7	4700	30000	2.9	2800	0.94	4700	30000	
A 60 3_185.8	185.8	4.8	2800	1.6	4700	30000	2.7	2800	0.87	4700	30000	
A 60 4_208.7	208.7	4.3	2800	1.4	3500	30000	2.4	2800	0.79	3500	30000	
A 60 4_226.1	226.1	4.0	2800	1.3	3500	30000	2.2	2800	0.73	3500	30000	
A 60 4_264.3	264.3	3.4	2800	1.1	3500	30000	1.9	2800	0.62	3500	30000	
A 60 4_286.3	286.3	3.1	2800	1.0	3500	30000	1.7	2800	0.58	3500	30000	
A 60 4_324.2	324.2	2.8	2800	0.91	3500	30000	1.5	2800	0.51	3500	30000	
A 60 4_351.2	351.2	2.6	2800	0.84	3500	30000	1.4	2800	0.47	3500	30000	
A 60 4_404.7	404.7	2.2	2800	0.73	3500	30000	1.2	2800	0.41	3500	30000	
A 60 4_438.4	438.4	2.1	2800	0.68	3500	30000	1.1	2800	0.38	3500	30000	
A 60 4_500.3	500.3	1.8	2800	0.59	3500	30000	1.0	2800	0.33	3500	30000	
A 60 4_542.0	542.0	1.7	2800	0.55	3500	30000	0.92	2800	0.30	3500	30000	
A 60 4_585.8	585.8	1.5	2800	0.51	3500	30000	0.85	2800	0.28	3500	30000	
A 60 4_634.6	634.6	1.4	2800	0.47	3500	30000	0.79	2800	0.26	3500	30000	
A 60 4_697.3	697.3	1.3	2800	0.43	3500	30000	0.72	2800	0.24	3500	30000	
A 60 4_755.4	755.4	1.2	2800	0.39	3500	30000	0.66	2800	0.22	3500	30000	

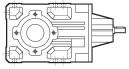



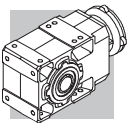
A 70 5000 Nm

	i	n ₁ = 2800 min ⁻¹					n ₁ = 1400 min ⁻¹					
		n ₂ min ⁻¹	M _{n2} Nm	P _{n1} kW	R _{n1} N	R _{n2} N	n ₂ min ⁻¹	M _{n2} Nm	P _{n1} kW	R _{n1} N	R _{n2} N	
A 70 3_9.4	9.4	297	2300	79	1900	25900	148	2800	48	2550	31900	305
A 70 3_10.2	10.2	274	2400	76	2480	26400	137	3200	50	1480	31900	
A 70 3_12.1	12.1	232	2400	64	2420	28000	116	3200	43	1400	33900	
A 70 3_13.1	13.1	214	2600	64	2420	28400	107	3350	41	2100	34600	
A 70 3_15.4	15.4	182	2700	56	2100	29900	91	3350	35	2430	36700	
A 70 3_16.7	16.7	168	2850	55	2500	30400	84	3600	35	2590	37200	
A 70 3_19.7	19.7	142	2900	48	2030	32100	71	3700	30	1790	39300	
A 70 3_21.3	21.3	131	3000	45	2750	32900	66	4000	30	1830	39800	
A 70 3_23.5	23.5	119	3500	48	4930	32900	60	4300	30	6250	40500	
A 70 3_27.8	27.8	101	3450	40	4960	35100	50	4200	24	6300	43300	
A 70 3_30.1	30.1	93	3700	40	4970	35600	47	4550	24	6300	43900	
A 70 3_35.4	35.4	79	3650	33	5040	37900	40	4500	21	6370	46600	
A 70 3_38.4	38.4	73	3950	33	5040	38400	36	4850	20	6380	47300	
A 70 3_45.2	45.2	62	3900	28	5050	40800	31	4800	17.1	6400	50000	
A 70 3_49.0	49.0	57	4250	28	5050	41300	28.6	5000	16.4	6450	50000	
A 70 3_53.2	53.2	53	4100	25	5030	42900	26.3	5000	15.1	6380	50000	
A 70 3_57.7	57.7	49	4450	25	5030	43400	24.3	5000	14.0	6490	50000	
A 70 3_66.9	66.9	42	4350	21	5050	46000	20.9	5000	12.0	6480	50000	
A 70 3_72.5	72.5	39	4750	21	5040	46500	19.3	5000	11.1	6580	50000	
A 70 3_79.3	79.3	35	4600	18.7	5020	48400	17.6	5000	10.2	6520	50000	
A 70 3_85.9	85.9	33	4950	18.6	5030	49100	16.3	5000	9.4	6620	50000	
A 70 3_96.2	96.2	29.1	4850	16.2	5000	50000	14.6	5000	8.4	6570	50000	
A 70 3_104.2	104.2	26.9	5000	15.5	5060	50000	13.4	5000	7.7	6660	50000	
A 70 3_120.6	120.6	23.2	5000	13.4	5010	50000	11.6	5000	6.7	6610	50000	
A 70 3_130.7	130.7	21.4	5000	12.3	5100	50000	10.7	5000	6.2	6690	50000	
A 70 3_141.9	141.9	19.7	5000	11.4	5040	50000	9.9	5000	5.7	6640	50000	
A 70 3_153.7	153.7	18.2	3300	6.9	5410	50000	9.1	4050	4.2	6920	50000	
A 70 4_169.8	169.8	16.5	5000	9.7	1130	50000	8.2	5000	4.9	2520	50000	
A 70 4_183.9	183.9	15.2	5000	9.0	1450	50000	7.6	5000	4.5	2670	50000	
A 70 4_220.3	220.3	12.7	5000	7.5	1560	50000	6.4	5000	3.7	2710	50000	
A 70 4_238.6	238.6	11.7	5000	6.9	1860	50000	5.9	5000	3.5	2770	50000	
A 70 4_292.0	292.0	9.6	5000	5.6	1900	50000	4.8	5000	2.8	2790	50000	
A 70 4_316.4	316.4	8.9	5000	5.2	2110	50000	4.4	5000	2.6	2850	50000	
A 70 4_369.4	369.4	7.6	5000	4.5	2110	50000	3.8	5000	2.2	2840	50000	
A 70 4_400.2	400.2	7.0	5000	4.1	2160	50000	3.5	5000	2.1	2900	50000	
A 70 4_475.8	475.8	5.9	5000	3.5	2150	50000	2.9	5000	1.7	2890	50000	
A 70 4_515.4	515.4	5.4	5000	3.2	2200	50000	2.7	5000	1.6	2940	50000	
A 70 4_595.0	595.0	4.7	5000	2.8	2190	50000	2.4	5000	1.4	2920	50000	
A 70 4_644.6	644.6	4.3	5000	2.6	2230	50000	2.2	5000	1.3	2970	50000	
A 70 4_705.1	705.1	4.0	5000	2.3	2200	50000	2.0	5000	1.2	2940	50000	
A 70 4_763.9	763.9	3.7	5000	2.2	2250	50000	1.8	5000	1.1	2990	50000	
A 70 4_855.3	855.3	3.3	5000	1.9	2220	50000	1.6	5000	0.96	2960	50000	
A 70 4_926.5	926.5	3.0	5000	1.8	2270	50000	1.5	5000	0.89	3000	50000	
A 70 4_1072	1072	2.6	5000	1.5	2240	50000	1.3	5000	0.77	2970	50000	
A 70 4_1161	1161	2.4	5000	1.4	2280	50000	1.2	5000	0.71	3020	50000	
A 70 4_1242	1242	2.3	5000	1.3	2250	50000	1.1	5000	0.66	2980	50000	
A 70 4_1346	1346	2.1	5000	1.2	2290	50000	1.0	5000	0.61	3030	50000	
A 70 4_1583	1583	1.8	5000	1.0	2260	50000	0.88	5000	0.52	2990	50000	
A 70 4_1715	1715	1.6	5000	0.96	2300	50000	0.82	5000	0.48	3040	50000	



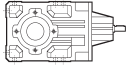

A 70 5000 Nm

	i	n ₁ = 900 min ⁻¹					n ₁ = 500 min ⁻¹					
		n ₂ min ⁻¹	M _{n2} Nm	P _{n1} kW	R _{n1} N	R _{n2} N	n ₂ min ⁻¹	M _{n2} Nm	P _{n1} kW	R _{n1} N	R _{n2} N	
A 70 3_9.4	9.4	95	3000	33	4290	36900	53	3000	18.3	7000	45400	305
A 70 3_10.2	10.2	88	3250	33	4290	37400	49	3250	18.3	7000	46100	
A 70 3_12.1	12.1	75	3650	31	1620	38700	41	3650	17.4	6470	47900	
A 70 3_13.1	13.1	69	3950	31	1650	39200	38	3950	17.4	6500	48600	
A 70 3_15.4	15.4	58	3700	25	3510	42200	32	3700	13.8	7000	50000	
A 70 3_16.7	16.7	54	4000	25	3560	42800	30	4000	13.8	7000	50000	
A 70 3_19.7	19.7	46	3700	19.5	4910	46100	25.4	3700	10.8	7000	50000	
A 70 3_21.3	21.3	42	4000	19.4	4950	46800	23.5	4000	10.8	7000	50000	
A 70 3_23.5	23.5	38	4900	21.6	7000	46300	21.3	5000	12.2	7000	50000	
A 70 3_27.8	27.8	32	4800	17.9	7000	49400	18.0	5000	10.4	7000	50000	
A 70 3_30.1	30.1	29.9	5000	17.2	7000	50000	16.6	5000	9.6	7000	50000	
A 70 3_35.4	35.4	25.4	5000	14.6	7000	50000	14.1	5000	8.1	7000	50000	
A 70 3_38.4	38.4	23.4	5000	13.5	7000	50000	13.0	5000	7.5	7000	50000	
A 70 3_45.2	45.2	19.9	5000	11.4	7000	50000	11.1	5000	6.4	7000	50000	
A 70 3_49.0	49.0	18.4	5000	10.6	7000	50000	10.2	5000	5.9	7000	50000	
A 70 3_53.2	53.2	16.9	5000	9.7	7000	50000	9.4	5000	5.4	7000	50000	
A 70 3_57.7	57.7	15.6	5000	9.0	7000	50000	8.7	5000	5.0	7000	50000	
A 70 3_66.9	66.9	13.4	5000	7.7	7000	50000	7.5	5000	4.3	7000	50000	
A 70 3_72.5	72.5	12.4	5000	7.1	7000	50000	6.9	5000	4.0	7000	50000	
A 70 3_79.3	79.3	11.3	5000	6.5	7000	50000	6.3	5000	3.6	7000	50000	
A 70 3_85.9	85.9	10.5	5000	6.0	7000	50000	5.8	5000	3.3	7000	50000	
A 70 3_96.2	96.2	9.4	5000	5.4	7000	50000	5.2	5000	3.0	7000	50000	
A 70 3_104.2	104.2	8.6	5000	5.0	7000	50000	4.8	5000	2.8	7000	50000	
A 70 3_120.6	120.6	7.5	5000	4.3	7000	50000	4.1	5000	2.4	7000	50000	
A 70 3_130.7	130.7	6.9	5000	4.0	7000	50000	3.8	5000	2.2	7000	50000	
A 70 3_141.9	141.9	6.3	5000	3.7	7000	50000	3.5	5000	2.0	7000	50000	
A 70 3_153.7	153.7	5.9	4600	3.1	7000	50000	3.3	5000	1.9	7000	50000	
A 70 4_169.8	169.8	5.3	5000	3.1	3170	50000	2.9	5000	1.7	3500	50000	
A 70 4_183.9	183.9	4.9	5000	2.9	3240	50000	2.7	5000	1.6	3500	50000	
A 70 4_220.3	220.3	4.1	5000	2.4	3270	50000	2.3	5000	1.3	3500	50000	
A 70 4_238.6	238.6	3.8	5000	2.2	3340	50000	2.1	5000	1.2	3500	50000	
A 70 4_292.0	292.0	3.1	5000	1.8	3350	50000	1.7	5000	1.0	3500	50000	
A 70 4_316.4	316.4	2.8	5000	1.7	3410	50000	1.6	5000	0.93	3500	50000	
A 70 4_369.4	369.4	2.4	5000	1.4	3410	50000	1.4	5000	0.80	3500	50000	
A 70 4_400.2	400.2	2.2	5000	1.3	3460	50000	1.2	5000	0.74	3500	50000	
A 70 4_475.8	475.8	1.9	5000	1.1	3450	50000	1.1	5000	0.62	3500	50000	
A 70 4_515.4	515.4	1.7	5000	1.0	3500	50000	0.97	5000	0.57	3500	50000	
A 70 4_595.0	595.0	1.5	5000	0.89	3480	50000	0.84	5000	0.49	3500	50000	
A 70 4_644.6	644.6	1.4	5000	0.82	3500	50000	0.78	5000	0.46	3500	50000	
A 70 4_705.1	705.1	1.3	5000	0.75	3500	50000	0.71	5000	0.42	3500	50000	
A 70 4_763.9	763.9	1.2	5000	0.69	3500	50000	0.65	5000	0.39	3500	50000	
A 70 4_855.3	855.3	1.1	5000	0.62	3500	50000	0.58	5000	0.34	3500	50000	
A 70 4_926.5	926.5	0.97	5000	0.57	3500	50000	0.54	5000	0.32	3500	50000	
A 70 4_1072	1072	0.84	5000	0.49	3500	50000	0.47	5000	0.27	3500	50000	
A 70 4_1161	1161	0.77	5000	0.46	3500	50000	0.43	5000	0.25	3500	50000	
A 70 4_1242	1242	0.72	5000	0.43	3500	50000	0.40	5000	0.24	3500	50000	
A 70 4_1346	1346	0.67	5000	0.39	3500	50000	0.37	5000	0.22	3500	50000	
A 70 4_1583	1583	0.57	5000	0.33	3500	50000	0.32	5000	0.19	3500	50000	
A 70 4_1715	1715	0.52	5000	0.31	3500	50000	0.29	5000	0.17	3500	50000	

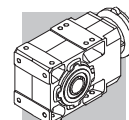


A 80

8000 Nm

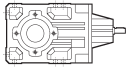

	i	n ₁ = 2800 min ⁻¹					n ₁ = 1400 min ⁻¹					
		n ₂ min ⁻¹	M _{n2} Nm	P _{n1} kW	R _{n1} N	R _{n2} N	n ₂ min ⁻¹	M _{n2} Nm	P _{n1} kW	R _{n1} N	R _{n2} N	
A 80 3_9.8	9.8	285	3100	102	—	26300	142	3900	64	—	32100	308
A 80 3_10.7	10.7	263	3450	104	—	26300	131	4300	65	—	32300	
A 80 3_12.3	12.3	228	3450	91	—	27700	114	4300	56	—	34000	
A 80 3_13.3	13.3	211	3450	84	1150	28700	105	4300	52	1150	35200	
A 80 3_15.5	15.5	181	3300	69	1560	30600	91	4100	43	1730	37600	
A 80 3_16.7	16.7	167	3600	69	1440	30900	84	4500	43	1460	37900	
A 80 3_19.3	19.3	145	3500	58	1870	32800	72	4400	37	1880	40200	
A 80 3_20.9	20.9	134	3840	59	1670	33100	67	4800	37	1740	40600	
A 80 3_22.6	22.6	124	5050	72	4500	31200	62	6250	45	5830	38400	
A 80 3_24.5	24.5	114	5500	72	4470	31300	57	6750	44	5840	38600	
A 80 3_28.2	28.2	99	5350	61	4700	33500	50	6600	38	5960	41200	
A 80 3_30.6	30.6	92	5250	55	4840	34900	46	6450	34	6140	43000	
A 80 3_35.5	35.5	79	5700	52	4700	36000	39	7000	32	6000	44300	
A 80 3_38.5	38.5	73	6150	51	4720	36200	36	7600	32	6000	44500	
A 80 3_44.5	44.5	63	6050	44	4790	38600	31	7450	27	6070	47500	
A 80 3_48.2	48.2	58	6550	44	4790	38800	29.1	8000	27	6090	47900	
A 80 3_55.2	55.2	51	6400	37	4710	41300	25.4	7900	23	6050	50800	
A 80 3_59.8	59.8	47	6950	37	4690	41500	23.4	8000	22	6170	52300	
A 80 3_66.8	66.8	42	6800	33	4670	43700	21.0	8000	19.3	6150	54600	
A 80 3_72.4	72.4	39	7350	33	4680	44000	19.3	8000	17.8	6280	56500	
A 80 3_82.3	82.3	34	7200	28	4570	46600	17.0	8000	15.7	6230	59300	
A 80 3_89.2	89.2	31	7800	28	4570	46900	15.7	8000	14.5	6350	61400	
A 80 3_96.0	96.0	29.2	7500	25	4410	48900	14.6	8000	13.4	6260	63000	
A 80 3_104.0	104.0	26.9	8000	25	4500	49500	13.5	8000	12.4	6380	65000	
A 80 3_116.0	116.0	24.1	7950	22	4230	51700	12.1	8000	11.1	6300	65000	
A 80 3_125.6	125.6	22.3	8000	21	4630	53400	11.1	8000	10.3	6420	65000	
A 80 3_144.7	144.7	19.3	8000	17.8	4320	56400	9.7	8000	8.9	6350	65000	
A 80 3_156.8	156.8	17.9	8000	16.4	4750	58300	8.9	8000	8.2	6460	65000	
A 80 4_171.3	171.3	16.3	8000	15.4	—	65000	8.2	8000	7.7	1230	65000	
A 80 4_214.7	214.7	13.0	8000	12.3	—	65000	6.5	8000	6.1	1400	65000	
A 80 4_232.6	232.6	12.0	8000	11.3	—	65000	6.0	8000	5.7	1810	65000	
A 80 4_277.3	277.3	10.1	8000	9.5	540	65000	5.0	8000	4.8	1930	65000	
A 80 4_300.4	300.4	9.3	8000	8.8	900	65000	4.7	8000	4.4	2290	65000	
A 80 4_354.0	354.0	7.9	8000	7.4	800	65000	4.0	8000	3.7	2190	65000	
A 80 4_383.5	383.5	7.3	8000	6.9	1140	65000	3.7	8000	3.4	2530	65000	
A 80 4_442.1	442.1	6.3	8000	6.0	1040	65000	3.2	8000	3.0	2430	65000	
A 80 4_478.9	478.9	5.8	8000	5.5	1370	65000	2.9	8000	2.8	2670	65000	
A 80 4_560.5	560.5	5.0	8000	4.7	1240	65000	2.5	8000	2.4	2630	65000	
A 80 4_607.2	607.2	4.6	8000	4.3	1550	65000	2.3	8000	2.2	2720	65000	
A 80 4_703.5	703.5	4.0	8000	3.7	1440	65000	2.0	8000	1.9	2690	65000	
A 80 4_762.1	762.1	3.7	8000	3.5	1730	65000	1.8	8000	1.7	2760	65000	
A 80 4_829.5	829.5	3.4	8000	3.2	1530	65000	1.7	8000	1.6	2720	65000	
A 80 4_898.7	898.7	3.1	8000	2.9	1820	65000	1.6	8000	1.5	2780	65000	
A 80 4_1001	1001	2.8	8000	2.6	1620	65000	1.4	8000	1.3	2740	65000	
A 80 4_1085	1085	2.6	8000	2.4	1900	65000	1.3	8000	1.2	2800	65000	
A 80 4_1237	1237	2.3	8000	2.1	1660	65000	1.1	8000	1.1	2750	65000	
A 80 4_1340	1340	2.1	8000	2.0	1940	65000	1.0	8000	0.98	2810	65000	
A 80 4_1438	1438	1.9	8000	1.8	1730	65000	0.97	8000	0.92	2770	65000	
A 80 4_1558	1558	1.8	8000	1.7	2000	65000	0.90	8000	0.85	2830	65000	

(—) Contact our technical service department advising radial load data (rotation direction, orientation, position)



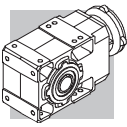
A 80

8000 Nm

	i	n ₁ = 900 min ⁻¹					n ₁ = 500 min ⁻¹					
		n ₂	M _{n2}	P _{n1}	R _{n1}	R _{n2}	n ₂	M _{n2}	P _{n1}	R _{n1}	R _{n2}	
		min ⁻¹	Nm	kW	N	N	min ⁻¹	Nm	kW	N	N	
A 80 3_9.8	9.8	92	4450	47	—	36700	51	5300	31	—	43800	
A 80 3_10.7	10.7	84	4900	48	—	36900	47	5850	32	—	44000	
A 80 3_12.3	12.3	73	4900	41	—	38900	41	5850	27	—	46400	
A 80 3_13.3	13.3	68	4900	38	1360	40200	38	5850	25	1600	47900	
A 80 3_15.5	15.5	58	4650	31	2130	43000	32	5550	21	2530	51300	
A 80 3_16.7	16.7	54	5100	32	1840	43400	29.9	6100	21	2120	51700	
A 80 3_19.3	19.3	47	5000	27	2260	46000	25.9	6000	17.9	2530	54800	
A 80 3_20.9	20.9	43	5470	27	2030	46400	23.9	6500	17.9	2530	55400	
A 80 3_22.6	22.6	40	7100	33	6810	43900	22.1	8000	20.4	7000	53400	
A 80 3_24.5	24.5	37	7700	33	6800	44100	20.4	8000	18.8	7000	55300	
A 80 3_28.2	28.2	32	7550	28	6940	47000	17.7	8000	16.3	7000	58400	
A 80 3_30.6	30.6	29.4	7400	25	7000	49000	16.4	8000	15.1	7000	60400	
A 80 3_35.5	35.5	25.3	8000	23	6980	50600	14.1	8000	13.0	7000	63900	
A 80 3_38.5	38.5	23.4	8000	22	7000	52400	13.0	8000	12.0	7000	65000	
A 80 3_44.5	44.5	20.2	8000	18.6	7000	55400	11.2	8000	10.3	7000	65000	
A 80 3_48.2	48.2	18.7	8000	17.2	7000	57300	10.4	8000	9.6	7000	65000	
A 80 3_55.2	55.2	16.3	8000	15.0	7000	60300	9.1	8000	8.3	7000	65000	
A 80 3_59.8	59.8	15.1	8000	13.9	7000	62300	8.4	8000	7.7	7000	65000	
A 80 3_66.8	66.8	13.5	8000	12.4	7000	65000	7.5	8000	6.9	7000	65000	
A 80 3_72.4	72.4	12.4	8000	11.4	7000	65000	6.9	8000	6.4	7000	65000	
A 80 3_82.3	82.3	10.9	8000	10.1	7000	65000	6.1	8000	5.6	7000	65000	
A 80 3_89.2	89.2	10.1	8000	9.3	7000	65000	5.6	8000	5.2	7000	65000	
A 80 3_96.0	96.0	9.4	8000	8.6	7000	65000	5.2	8000	4.8	7000	65000	
A 80 3_104.0	104.0	8.7	8000	8.0	7000	65000	4.8	8000	4.4	7000	65000	
A 80 3_116.0	116.0	7.8	8000	7.1	7000	65000	4.3	8000	4.0	7000	65000	
A 80 3_125.6	125.6	7.2	8000	6.6	7000	65000	4.0	8000	3.7	7000	65000	
A 80 3_144.7	144.7	6.2	8000	5.7	7000	65000	3.5	8000	3.2	7000	65000	
A 80 3_156.8	156.8	5.7	8000	5.3	7000	65000	3.2	8000	2.9	7000	65000	
A 80 4_171.3	171.3	5.3	8000	4.9	2300	65000	2.9	8000	2.7	3500	65000	
A 80 4_214.7	214.7	4.2	8000	3.9	2470	65000	2.3	8000	2.2	3500	65000	
A 80 4_232.6	232.6	3.9	8000	3.6	2870	65000	2.1	8000	2.0	3500	65000	
A 80 4_277.3	277.3	3.2	8000	3.1	3000	65000	1.8	8000	1.7	3500	65000	
A 80 4_300.4	300.4	3.0	8000	2.8	3120	65000	1.7	8000	1.6	3500	65000	
A 80 4_354.0	354.0	2.5	8000	2.4	3100	65000	1.4	8000	1.3	3500	65000	
A 80 4_383.5	383.5	2.3	8000	2.2	3180	65000	1.3	8000	1.2	3500	65000	
A 80 4_442.1	442.1	2.0	8000	1.9	3160	65000	1.1	8000	1.1	3500	65000	
A 80 4_478.9	478.9	1.9	8000	1.8	3230	65000	1.0	8000	0.98	3500	65000	
A 80 4_560.5	560.5	1.6	8000	1.5	3210	65000	0.89	8000	0.84	3500	65000	
A 80 4_607.2	607.2	1.5	8000	1.4	3280	65000	0.82	8000	0.78	3500	65000	
A 80 4_703.5	703.5	1.3	8000	1.2	3260	65000	0.71	8000	0.67	3500	65000	
A 80 4_762.1	762.1	1.2	8000	1.1	3320	65000	0.66	8000	0.62	3500	65000	
A 80 4_829.5	829.5	1.1	8000	1.0	3280	65000	0.60	8000	0.57	3500	65000	
A 80 4_898.7	898.7	1.0	8000	0.94	3340	65000	0.56	8000	0.52	3500	65000	
A 80 4_1001	1001	0.90	8000	0.85	3300	65000	0.50	8000	0.47	3500	65000	
A 80 4_1085	1085	0.83	8000	0.78	3360	65000	0.46	8000	0.43	3500	65000	
A 80 4_1237	1237	0.73	8000	0.68	3310	65000	0.40	8000	0.38	3500	65000	
A 80 4_1340	1340	0.67	8000	0.63	3370	65000	0.37	8000	0.35	3500	65000	
A 80 4_1438	1438	0.63	8000	0.59	3330	65000	0.35	8000	0.33	3500	65000	
A 80 4_1558	1558	0.58	8000	0.54	3390	65000	0.32	8000	0.30	3500	65000	

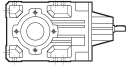

308

(—) Contact our technical service department advising radial load data (rotation direction, orientation, position)

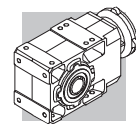


A 90

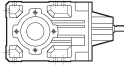

14000 Nm

	i	n ₁ = 2800 min ⁻¹					n ₁ = 1400 min ⁻¹					
		n ₂ min ⁻¹	M _{n2} Nm	P _{n1} kW	R _{n1} N	R _{n2} N	n ₂ min ⁻¹	M _{n2} Nm	P _{n1} kW	R _{n1} N	R _{n2} N	
A 90 3_9.7	9.7	289	7800	260	2440	27600	145	9050	151	5520	35000	311
A 90 3_10.5	10.5	267	8350	257	2620	27700	134	9800	151	5530	34900	
A 90 3_12.6	12.6	221	8500	217	2700	29800	111	10450	133	4790	36700	
A 90 3_13.7	13.7	204	8050	189	4670	31800	102	11150	131	5060	36900	
A 90 3_15.6	15.6	180	8900	184	3240	32000	90	10950	113	5410	39400	
A 90 3_16.9	16.9	166	9650	184	3230	31900	83	11850	113	5440	39300	
A 90 3_19.4	19.4	144	9400	156	3160	34300	72	11550	96	5350	42300	
A 90 3_21.0	21.0	133	10150	156	3210	34300	67	12400	95	5510	42400	
A 90 3_22.3	22.3	126	9850	143	9660	35700	63	12150	88	12200	43900	
A 90 3_24.1	24.1	116	10700	143	9660	35500	58	13150	88	12200	43800	
A 90 3_29.1	29.1	96	10550	117	9800	38900	48	13000	72	12400	47900	
A 90 3_31.5	31.5	89	11450	117	9800	38800	44	14000	72	12400	47900	
A 90 3_35.8	35.8	78	11150	100	9910	41600	39	13750	62	12500	51100	
A 90 3_38.8	38.8	72	12100	100	9900	41500	36	14000	58	12700	52700	
A 90 3_44.6	44.6	63	11800	85	9920	44600	31	14000	51	12700	56000	
A 90 3_48.3	48.3	58	12800	85	9920	44500	29.0	14000	47	12800	58000	
A 90 3_55.0	55.0	51	12550	73	9960	47500	25.4	14000	41	12800	61400	
A 90 3_59.6	59.6	47	13550	73	9970	47500	23.5	14000	38	13000	63500	
A 90 3_68.8	68.8	41	13350	63	9960	50900	20.4	14000	33	13000	67400	
A 90 3_74.5	74.5	38	14000	61	10000	51700	18.8	14000	30	13100	69700	
A 90 3_80.4	80.4	35	13900	56	9920	53500	17.4	14000	28	13000	71900	
A 90 3_87.1	87.1	32	14000	52	10100	55500	16.1	14000	26	13200	74300	
A 90 3_98.6	98.6	28.4	14000	46	9990	58500	14.2	14000	23	13100	75000	
A 90 3_106.8	106.8	26.2	14000	42	10100	60600	13.1	14000	21	13300	75000	
A 90 3_116.9	116.9	24.0	14000	39	10100	63000	12.0	14000	19.3	13200	75000	
A 90 3_126.6	126.6	22.1	10650	27	10600	71400	11.1	13150	16.7	13400	75000	
A 90 3_139.4	139.4	20.1	10350	24	10600	74500	10.0	12750	14.7	13400	75000	
A 90 3_151.0	151.0	18.5	11200	24	10600	75000	9.3	13800	14.7	13400	75000	
A 90 4_166.1	166.1	16.9	14000	28	—	75000	8.4	14000	13.9	—	75000	
A 90 4_180.0	180.0	15.6	14000	26	—	75000	7.8	14000	12.8	—	75000	
A 90 4_209.0	209.0	13.4	14000	22	—	75000	6.7	14000	11.0	—	75000	
A 90 4_226.4	226.4	12.4	14000	20	—	75000	6.2	14000	10.2	—	75000	
A 90 4_281.4	281.4	9.9	14000	16.4	—	75000	5.0	14000	8.2	—	75000	
A 90 4_304.9	304.9	9.2	14000	15.1	—	75000	4.6	14000	7.6	—	75000	
A 90 4_355.8	355.8	7.9	14000	13.0	—	75000	3.9	14000	6.5	—	75000	
A 90 4_385.4	385.4	7.3	14000	12.0	—	75000	3.6	14000	6.0	680	75000	
A 90 4_449.2	449.2	6.2	14000	10.3	—	75000	3.1	14000	5.1	—	75000	
A 90 4_486.6	486.6	5.8	14000	9.5	—	75000	2.9	14000	4.7	950	75000	
A 90 4_555.3	555.3	5.0	14000	8.3	—	75000	2.5	14000	4.2	740	75000	
A 90 4_601.6	601.6	4.7	14000	7.7	—	75000	2.3	14000	3.8	1200	75000	
A 90 4_707.9	707.9	4.0	14000	6.5	—	75000	2.0	14000	3.3	1050	75000	
A 90 4_766.9	766.9	3.7	14000	6.0	—	75000	1.8	14000	3.0	1490	75000	
A 90 4_865.1	865.1	3.2	14000	5.3	—	75000	1.6	14000	2.7	1170	75000	
A 90 4_937.2	937.2	3.0	14000	4.9	—	75000	1.5	14000	2.5	1590	75000	
A 90 4_1025	1025	2.7	14000	4.5	—	75000	1.4	14000	2.2	1330	75000	
A 90 4_1111	1111	2.5	14000	4.2	—	75000	1.3	14000	2.1	1740	75000	
A 90 4_1222	1222	2.3	14000	3.8	—	75000	1.1	14000	1.9	1380	75000	
A 90 4_1324	1324	2.1	14000	3.5	—	75000	1.1	14000	1.7	1790	75000	
A 90 4_1507	1507	1.9	14000	3.1	—	75000	0.93	14000	1.5	1440	75000	
A 90 4_1632	1632	1.7	14000	2.8	—	75000	0.86	14000	1.4	1840	75000	

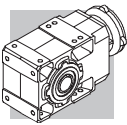
(—) Contact our technical service department advising radial load data (rotation direction, orientation, position)



A 90 14000 Nm

	i	n ₁ = 900 min ⁻¹					n ₁ = 500 min ⁻¹					
		n ₂ min ⁻¹	M _{n2} Nm	P _{n1} kW	R _{n1} N	R _{n2} N	n ₂ min ⁻¹	M _{n2} Nm	P _{n1} kW	R _{n1} N	R _{n2} N	
A 90 3_9.7	9.7	93	9050	97	9800	42300	52	9050	54	15000	53700	311
A 90 3_10.5	10.5	86	9800	97	9810	42500	48	9800	54	15000	54200	
A 90 3_12.6	12.6	71	11800	97	6720	42100	40	11800	54	13500	54500	
A 90 3_13.7	13.7	66	12750	96	6770	42100	37	12800	54	13500	54600	
A 90 3_15.6	15.6	58	11550	77	8730	46700	32	11550	43	15000	59900	
A 90 3_16.9	16.9	53	12500	77	8750	46800	29.6	12500	43	15000	60300	
A 90 3_19.4	19.4	46	11550	62	9630	51400	25.8	11550	34	15000	65400	
A 90 3_21.0	21.0	43	12400	61	9790	51700	23.8	12400	34	15000	66100	
A 90 3_22.3	22.3	40	13850	64	14200	50200	22.5	14000	36	15000	64700	
A 90 3_24.1	24.1	37	14000	60	14400	51900	20.7	14000	33	15000	66900	
A 90 3_29.1	29.1	31	14000	50	14600	56200	17.2	14000	28	15000	72100	
A 90 3_31.5	31.5	28.6	14000	46	14800	58400	15.9	14000	26	15000	74700	
A 90 3_35.8	35.8	25.1	14000	40	14900	61700	14.0	14000	23	15000	75000	
A 90 3_38.8	38.8	23.2	14000	37	15000	63900	12.9	14000	21	15000	75000	
A 90 3_44.6	44.6	20.2	14000	33	15000	67700	11.2	14000	18.1	15000	75000	
A 90 3_48.3	48.3	18.6	14000	30	15000	70000	10.4	14000	16.7	15000	75000	
A 90 3_55.0	55.0	16.4	14000	26	15000	73800	9.1	14000	14.6	15000	75000	
A 90 3_59.6	59.6	15.1	14000	24	15000	75000	8.4	14000	13.5	15000	75000	
A 90 3_68.8	68.8	13.1	14000	21	15000	75000	7.3	14000	11.7	15000	75000	
A 90 3_74.5	74.5	12.1	14000	19.5	15000	75000	6.7	14000	10.8	15000	75000	
A 90 3_80.4	80.4	11.2	14000	18.0	15000	75000	6.2	14000	10.0	15000	75000	
A 90 3_87.1	87.1	10.3	14000	16.7	15000	75000	5.7	14000	9.3	15000	75000	
A 90 3_98.6	98.6	9.1	14000	14.7	15000	75000	5.1	14000	8.2	15000	75000	
A 90 3_106.8	106.8	8.4	14000	13.6	15000	75000	4.7	14000	7.5	15000	75000	
A 90 3_116.9	116.9	7.7	14000	12.4	15000	75000	4.3	14000	6.9	15000	75000	
A 90 3_126.6	126.6	7.1	14000	11.4	15000	75000	3.9	14000	6.4	15000	75000	
A 90 3_139.4	139.4	6.5	14000	10.4	15000	75000	3.6	14000	5.8	15000	75000	
A 90 3_151.0	151.0	6.0	14000	9.6	15000	75000	3.3	14000	5.3	15000	75000	
A 90 4_166.1	166.1	5.4	14000	8.9	—	75000	3.0	14000	5.0	700	75000	
A 90 4_180.0	180.0	5.0	14000	8.2	—	75000	2.8	14000	4.6	1400	75000	
A 90 4_209.0	209.0	4.3	14000	7.1	—	75000	2.4	14000	3.9	1500	75000	
A 90 4_226.4	226.4	4.0	14000	6.5	500	75000	2.2	14000	3.6	2100	75000	
A 90 4_281.4	281.4	3.2	14000	5.3	690	75000	1.8	14000	2.9	2300	75000	
A 90 4_304.9	304.9	3.0	14000	4.9	1230	75000	1.6	14000	2.7	2900	75000	
A 90 4_355.8	355.8	2.5	14000	4.2	1240	75000	1.4	14000	2.3	2900	75000	
A 90 4_385.4	385.4	2.3	14000	3.8	1750	75000	1.3	14000	2.1	3400	75000	
A 90 4_449.2	449.2	2.0	14000	3.3	1540	75000	1.1	14000	1.8	3200	75000	
A 90 4_486.6	486.6	1.8	14000	3.0	2020	75000	1.0	14000	1.7	3500	75000	
A 90 4_555.3	555.3	1.6	14000	2.7	1810	75000	0.90	14000	1.5	3500	75000	
A 90 4_601.6	601.6	1.5	14000	2.5	2270	75000	0.83	14000	1.4	3500	75000	
A 90 4_707.9	707.9	1.3	14000	2.1	2120	75000	0.71	14000	1.2	3500	75000	
A 90 4_766.9	766.9	1.2	14000	1.9	2560	75000	0.65	14000	1.1	3500	75000	
A 90 4_865.1	865.1	1.0	14000	1.7	2240	75000	0.58	14000	0.95	3500	75000	
A 90 4_937.2	937.2	0.96	14000	1.6	2660	75000	0.53	14000	0.88	3500	75000	
A 90 4_1025	1025	0.88	14000	1.4	2400	75000	0.49	14000	0.80	3500	75000	
A 90 4_1111	1111	0.81	14000	1.3	2810	75000	0.45	14000	0.74	3500	75000	
A 90 4_1222	1222	0.74	14000	1.2	2450	75000	0.41	14000	0.67	3500	75000	
A 90 4_1324	1324	0.68	14000	1.1	2860	75000	0.38	14000	0.62	3500	75000	
A 90 4_1507	1507	0.60	14000	0.98	2410	75000	0.33	14000	0.55	3500	75000	
A 90 4_1632	1632	0.55	14000	0.91	2910	75000	0.31	14000	0.50	3500	75000	

(—) Contact our technical service department advising radial load data (rotation direction, orientation, position)



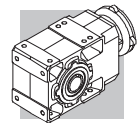
42 MOTOR AVAILABILITY

Please be aware that motor-gearbox combinations resulting from charts (C34) and (C35) are purely based on geometrical compatibility.


When selecting a gearmotor, refer to procedure specified at paragraph 11 and observe particularly the condition $S \geq f_s$.

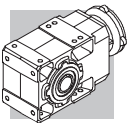
(C 34)

		IEC_  (IM B5)											
		P63	P71	P80	P90	P100	P112	P132	P160	P180	P200	P225	P250
A 05 2		5.5_91.6	5.5_51.3	5.5_51.3									
A 10 2		5.5_91.6	5.5_91.6	5.5_65.9	5.5_65.9	5.5_65.9	5.5_65.9						
A 20 2		7.3_92.3 ⊖(10.3)	7.3_92.3 ⊖(10.3)	5.4_79.9	5.4_79.9	5.4_79.9	5.4_79.9						
A 20 3		109.2_380.8	109.2_380.8	109.2_380.8	109.2_380.8	109.2_380.8	109.2_380.8						
A 30 2		9.3_97.5 ⊖(10.5; 13.6_16.3)	9.3_97.5 ⊖(10.5; 13.6_16.3)	5.4_97.5	5.4_97.5	5.4_97.5	5.4_97.5						
A 30 3		109.1_400.8	109.1_400.8	109.1_400.8	109.1_400.8	109.1_400.8	109.1_400.8						
A 35 2		9.3_95.6 ⊖(13.1_20.4)	9.3_95.6 ⊖(13.1_20.4)	5.4_95.6	5.4_95.6	5.4_95.6	5.4_95.6	5.4_11.8					
A 35 3		105.5_393.2	105.5_393.2	105.5_393.2	105.5_393.2	105.5_393.2	105.5_393.2						
A 41 2		11.7_79.2 ⊖(13.8_17.8)	11.7_79.2 ⊖(13.8_17.8)	5.2_79.2	5.2_79.2	5.2_79.2	5.2_79.2	5.2_45.1					
A 41 3		92.8_376.8	92.8_376.8	92.8_376.8	92.8_376.8	92.8_376.8	92.8_376.8						
A 50 2		20.9	20.9	7.7_20.9	7.7_20.9	7.7_20.9	7.7_20.9	7.7_20.9	7.7_20.9	7.7_20.9			
A 50 3		51.7_190.6	51.7_190.6	24.0_190.6	24.0_190.6	24.0_190.6	24.0_190.6	24.0_109.4	24.0_109.4	24.0_109.4			
A 50 4	i =	211.0_778.2	211.0_778.2	211.0_778.2	211.0_778.2	211.0_778.2	211.0_778.2						
A 55 2				13.1_19.2	13.1_19.2	13.1_19.2	13.1_19.2	4.9_19.2	4.9_19.2	4.9_19.2			
A 55 3		64.3_194.2	64.3_194.2	23.8_194.2	23.8_194.2	23.8_194.2	23.8_194.2	23.8_123.9	23.8_123.9	23.8_123.9			
A 55 4		208.1_793.0	208.1_793.0	208.1_793.0	208.1_793.0	208.1_793.0	208.1_793.0						
A 60 2				10.3_20.6	10.3_20.6	10.3_20.6	10.3_20.6	7.9_20.6	7.9_20.6	7.9_20.6			
A 60 3		65.0_185.8	65.0_185.8	25.7_185.8	25.7_185.8	25.7_185.8	25.7_185.8	25.7_133.3	25.7_133.3	25.7_133.3			
A 60 4		208.7_755.4	208.7_755.4	208.7_755.4	208.7_755.4	208.7_755.4	208.7_755.4						
A 70 3				66.9_153.7	66.9_153.7	66.9_153.7	66.9_153.7	15.4_153.7 ⊖(23.5_30.1)	9.4_153.7	9.4_153.7	9.4_38.4 ⊖(19.7_21.3)		
A 70 4		292.0_1715	292.0_1715	169.8_1715	169.8_1715	169.8_1715	169.8_1715	169.8_644.6					
A 80 3				82.3_156.8	82.3_156.8	82.3_156.8	82.3_156.8	19.3_156.8 ⊖(22.6_38.5)	12.3_156.8 ⊖(22.6_24.5)	9.8_156.8	9.8_104.0	9.8_104.0	
A 80 4		354.0_1558	354.0_1558	171.3_1558	171.3_1558	171.3_1558	171.3_1558	171.3_762.1					
A 90 3				98.6_151.0	98.6_151.0	98.6_151.0	98.6_151.0	55.0_151.0	19.4_151.0 ⊖(22.3_38.8)	9.7_151.0	9.7_126.6	9.7_126.6	9.7_126.6
A 90 4		449.2_1632	449.2_1632	166.1_1632	166.1_1632	166.1_1632	166.1_1632	166.1_937.2	166.1_937.2	166.1_937.2			



(C 35)

							
		M05	M1	M2	M3	M4	M5
A 05 2		5.5_91.6	5.5_51.3	5.5_65.9			
A 10 2		5.5_91.6	5.5_51.3	5.5_65.9	5.5_65.9		
A 20 2		7.3_92.3 ⊖ (10.3)	7.3_63.1 ⊖ (10.3)	5.4_79.9	5.4_79.9		
A 20 3		109.2_380.8	109.2_380.8	109.2_380.8	109.2_380.8		
A 30 2			9.3_76.5 ⊖ (10.5 ; 13.6_16.3)	5.4_97.5	5.4_97.5		
A 30 3		109.1_400.8	109.1_400.8	109.1_400.8	109.1_400.8		
A 35 2			9.3_95.6 ⊖ (13.1_20.4)	5.4_95.6	5.4_95.6	5.4_11.8	
A 35 3		105.5_393.2	105.5_393.2	105.5_393.2	105.5_393.2		
A 41 2			11.7_79.2 ⊖ (13.8_17.8)	5.2_79.2	5.2_79.2	5.2_45.1	
A 41 3		92.8_376.8	92.8_376.8	92.8_376.8	92.8_376.8		
A 50 2			20.9	7.7_20.9	7.7_20.9	7.7_20.9	7.7_20.9
A 50 3			51.7_190.6	24.0_190.6	24.0_190.6	24.0_109.4	24.0_109.4
A 50 4	i =		211.0_778.2	211.0_778.2	211.0_778.2		
A 55 2				13.1_19.2	13.1_19.2	4.9_19.2	4.9_19.2
A 55 3			64.3_194.2	23.8_194.2	23.8_194.2	23.8_123.9	23.8_123.9
A 55 4			208.1_793.0	208.1_793.0	208.1_793.0		
A 60 2				10.3_20.6	10.3_20.6	7.9_20.6	7.9_20.6
A 60 3				25.7_185.8	25.7_185.8	25.7_133.3	25.7_133.3
A 60 4			208.7_755.4	208.7_755.4	208.7_755.4		
A 70 3				66.9_153.7	66.9_153.7	15.4_153.7 ⊖ (23.5_30.1)	15.4_153.7 ⊖ (23.5_30.1)
A 70 4			292.0_1715	169.8_1715	169.8_1715	169.8_644.6	
A 80 3					82.3_156.8 ⊖ (22.6_38.5)	19.3_156.8 ⊖ (22.6_38.5)	19.3_156.8 ⊖ (22.6_38.5)
A 80 4			354.0_1558	171.3_1558	171.3_1558	171.3_762.1	
A 90 3					98.6_151.0	55.0_151.0	55.0_151.0
A 90 4			449.2_1632	166.1_1632	166.1_1632	166.1_937.2	



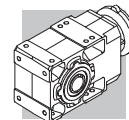
Motor adapters matching the most popular brands of servomotors are available for units size A05... A60. Dimensions of servomotor inputs are provided within the drawing section for each frame size. The code **SK** applies for inputs featuring a conventional keyway, while through the specification of the **SC** code the input shaft will feature a clamping device instead.

(C 36)

		SERVO INPUT							
		SK40A	SK60A	SK60B	SK80A	SK80B	SK80C		
		SC40A	SC60A	SC60B	SC80A	SC80B	SC80C		
A 05 2	i =	5.5_91.6	5.5_91.6	5.5_51.3	5.5_51.3				
A 10 2			5.5_91.6	5.5_51.3	5.5_51.3			5.5_65.9	
A 20 2			7.3_92.3 ⌀(10.3)	7.3_63.1 ⌀(10.3)	7.3_63.1 ⌀(10.3)			5.4_79.9	
A 20 3			109.2_380.8	109.2_380.8	109.2_380.8			109.2_380.8	
A 30 2			9.3_97.5 ⌀(10.5; 13.6_16.3)	9.3_76.5 ⌀(10.5; 13.6_16.3)	9.3_76.5 ⌀(10.5; 13.6_16.3)			5.4_97.5	
A 30 3			109.1_400.8	109.1_400.8	109.1_400.8			109.1_400.8	
A 35 2			9.3_95.6 ⌀(13.1_20.4)	9.3_95.6 ⌀(13.1_20.4)	9.3_95.6 ⌀(13.1_20.4)			5.4_95.6	
A 35 3			105.5_393.2	105.5_393.2	105.5_393.2			105.5_393.2	
A 41 2							11.7_79.2 ⌀(13.8_17.8)	5.2_79.2	
A 41 3			92.8_376.8	92.8_376.8	92.8_376.8			92.8_376.8	
A 50 2							20.9	7.7_20.9	
A 50 3							51.7_190.6	24.0_190.6	
A 50 4								211.0_778.2	
A 55 2								13.1_19.2	
A 55 3							64.3_194.2	23.8_194.2	
A 55 4								208.1_793.0	
A 60 2								10.3_20.6	
A 60 3								25.7_185.8	
A 60 4							208.7_755.4	208.7_755.4	





(C 37)

		SERVO INPUT									
		SK95A	SK95B	SK95C	SK110A	SK110B	SK130A	SK130B	SK180A	SK180B	
		SC95A	SC95B	SC95C	SC110A	SC110B	SC130A	SC130B	SC180A	SC180B	
A 10 2	i =	5.5_51.3	5.5_65.9	5.5_65.9	5.5_65.9	5.5_65.9					
A 20 2		7.3_63.1 ⌀(10.3)	5.4_79.9	5.4_79.9	5.4_79.9	5.4_79.9					
A 20 3		109.2_380.8	109.2_380.8	109.2_380.8	109.2_380.8	109.2_380.8					
A 30 2		9.3_76.5 ⌀(10.5; 13.6_16.3)	5.4_97.5	5.4_97.5	5.4_97.5	5.4_97.5	5.4_97.5				
A 30 3		109.1_400.8	109.1_400.8	109.1_400.8	109.1_400.8	109.1_400.8					
A 35 2		9.3_95.6 ⌀(13.1_20.4)	5.4_95.6	5.4_95.6	5.4_95.6	5.4_95.6	5.4_95.6				
A 35 3		105.5_393.2	105.5_393.2	105.5_393.2	105.5_393.2	105.5_393.2					
A 41 2		11.7_79.2 ⌀(13.8_17.8)	5.2_79.2	5.2_79.2	5.2_79.2	5.2_79.2	5.2_79.2	5.2_45.1	5.2_45.1	5.2_45.1	
A 41 3		92.8_376.8	92.8_376.8	92.8_376.8	92.8_376.8	92.8_376.8					
A 50 2		20.9	7.7_20.9	7.7_20.9	7.7_20.9	7.7_20.9	7.7_20.9	7.7_20.9	7.7_20.9	7.7_20.9	
A 50 3		51.7_190.6	24.0_190.6	24.0_190.6	24.0_190.6	24.0_190.6	24.0_190.6	24.0_109.4	24.0_109.4	24.0_109.4	
A 50 4		211.0_778.2	211.0_778.2	211.0_778.2	211.0_778.2	211.0_778.2	211.0_778.2				
A 55 2			13.1_19.2	13.1_19.2	13.1_19.2	13.1_19.2	13.1_19.2	4.9_19.2	4.9_19.2	4.9_19.2	
A 55 3			64.3_194.2	23.8_194.2	23.8_194.2	23.8_194.2	23.8_194.2	23.8_123.9	23.8_123.9	23.8_123.9	
A 55 4			208.1_793.0	208.1_793.0	208.1_793.0	208.1_793.0	208.1_793.0				
A 60 2			10.3_20.6	10.3_20.6	10.3_20.6	10.3_20.6	10.3_20.6	7.9_20.6	7.9_20.6	7.9_20.6	
A 60 3			65.0_185.8	25.7_185.8	25.7_185.8	25.7_185.8	25.7_185.8	25.7_133.3	25.7_133.3	25.7_133.3	
A 60 4			208.7_755.4	208.7_755.4	208.7_755.4	208.7_755.4	208.7_755.4				



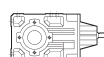


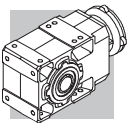
43 MOMENT OF INERTIA

The following charts indicate moment of inertia values J_r [kgm²] referred to the gear unit high speed shaft. A key to the symbols used follows:


	Values under this icon refer to compact gear units, without motor. To obtain the overall moment of inertia for the gearmotor just add the value of the inertia for the specific compact motor, given in the relevant rating chart.	 IEC	Values under this symbol refer to gearboxes with IEC motor adapter (IEC size...).
			This symbol refers to gearbox values.
		 SERVO	Values under this symbol refer to gear unit with servomotor input adapter.

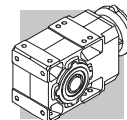
A 05

	i	J ($\cdot 10^{-4}$) [kgm ²]				
			 IEC			
			63	71		80
A 05 2_5.5	5.5	0.72	0.99	1.0	1.4	—
A 05 2_6.3	6.3	0.56	0.83	0.86	1.2	—
A 05 2_7.2	7.2	0.48	0.74	0.77	1.1	—
A 05 2_8.5	8.5	0.36	0.63	0.65	1.0	—
A 05 2_9.6	9.6	0.29	0.55	0.58	0.92	—
A 05 2_10.6	10.6	0.50	0.77	0.80	1.1	—
A 05 2_12.3	12.3	0.18	0.45	0.48	0.82	—
A 05 2_13.9	13.9	0.35	0.62	0.65	0.99	—
A 05 2_16.4	16.4	0.27	0.54	0.57	0.91	—
A 05 2_18.6	18.6	0.22	0.49	0.51	0.86	—
A 05 2_21.4	21.4	0.16	0.43	0.46	0.80	—
A 05 2_23.8	23.8	0.14	0.41	0.43	0.78	—
A 05 2_25.5	25.5	0.13	0.39	0.42	0.76	—
A 05 2_28.6	28.6	0.11	0.38	0.40	0.75	—
A 05 2_32.2	32.2	0.09	0.36	0.39	0.73	—
A 05 2_35.1	35.1	0.08	0.35	0.37	0.72	—
A 05 2_40.9	40.9	0.07	0.33	0.36	0.70	—
A 05 2_45.4	45.4	0.05	0.32	0.35	0.69	—
A 05 2_51.3	51.3	0.04	0.31	0.34	0.68	—
A 05 2_58.6	58.6	0.04	0.31	—	—	—
A 05 2_65.9	65.9	0.03	0.30	—	—	—
A 05 2_76.4	76.4	0.02	0.29	—	—	—
A 05 2_91.6	91.6	0.02	0.28	—	—	—


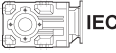
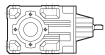


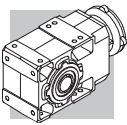
A 05

		J ($\cdot 10^{-4}$) [kgm ²]					
		 SERVO					
	i	40A		60A		60B 80A	
		SK	SC	SK	SC	SK	SC
A 05 2_5.5	5.5	0.89	1.1	0.99	1.3	1.0	1.4
A 05 2_6.3	6.3	0.73	0.89	0.83	1.1	0.86	1.3
A 05 2_7.2	7.2	0.65	0.81	0.74	1.0	0.77	1.2
A 05 2_8.5	8.5	0.53	0.69	0.63	0.89	0.65	1.1
A 05 2_9.6	9.6	0.46	0.62	0.55	0.81	0.58	1.0
A 05 2_10.6	10.6	0.67	0.83	0.77	1.0	0.80	1.2
A 05 2_12.3	12.3	0.35	0.51	0.45	0.71	0.48	0.92
A 05 2_13.9	13.9	0.52	0.68	0.62	0.88	0.65	1.1
A 05 2_16.4	16.4	0.44	0.60	0.54	0.80	0.57	1.0
A 05 2_18.6	18.6	0.39	0.55	0.49	0.75	0.51	0.95
A 05 2_21.4	21.4	0.33	0.49	0.43	0.69	0.46	0.90
A 05 2_23.8	23.8	0.31	0.47	0.41	0.67	0.43	0.87
A 05 2_25.5	25.5	0.30	0.46	0.39	0.65	0.42	0.86
A 05 2_28.6	28.6	0.28	0.44	0.38	0.64	0.40	0.84
A 05 2_32.2	32.2	0.26	0.42	0.36	0.62	0.39	0.83
A 05 2_35.1	35.1	0.25	0.41	0.35	0.61	0.37	0.81
A 05 2_40.9	40.9	0.24	0.40	0.33	0.59	0.36	0.80
A 05 2_45.4	45.4	0.22	0.38	0.32	0.58	0.35	0.79
A 05 2_51.3	51.3	0.21	0.37	0.31	0.57	0.34	0.78
A 05 2_58.6	58.6	0.21	0.37	0.31	0.57	—	—
A 05 2_65.9	65.9	0.20	0.36	0.30	0.56	—	—
A 05 2_76.4	76.4	0.19	0.35	0.29	0.55	—	—
A 05 2_91.6	91.6	0.19	0.35	0.28	0.54	—	—




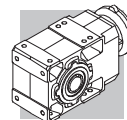
A 10

	i	J ($\cdot 10^{-4}$) [kgm ²]							
			 IEC						
			63	71	80	90	100	112	
A 10 2_5.5	5.5	1.0	2.5	2.5	3.9	3.8	5.1	5.1	1.8
A 10 2_6.3	6.3	0.80	2.3	2.3	3.7	3.6	4.9	4.9	1.6
A 10 2_7.2	7.2	0.60	2.1	2.1	3.5	3.4	4.7	4.7	1.5
A 10 2_8.5	8.5	0.45	1.9	1.9	3.3	3.1	4.5	4.5	1.4
A 10 2_9.6	9.6	0.30	1.8	1.8	3.2	3.1	4.4	4.4	1.3
A 10 2_10.6	10.6	0.50	2.0	2.0	3.4	3.3	4.6	4.6	1.4
A 10 2_12.3	12.3	0.20	1.7	1.7	3.1	3.0	4.3	4.3	1.1
A 10 2_13.9	13.9	0.30	1.8	1.8	3.2	3.1	4.6	4.6	1.2
A 10 2_16.4	16.4	0.25	1.7	1.7	3.1	3.0	4.3	4.3	1.1
A 10 2_18.6	18.6	0.20	1.7	1.7	3.1	3.0	4.3	4.3	1.0
A 10 2_21.4	21.4	0.15	1.6	1.6	3.0	2.9	4.2	4.2	1.0
A 10 2_23.8	23.8	0.10	1.6	1.6	3.0	2.9	4.2	4.2	1.0
A 10 2_25.5	25.5	0.10	1.6	1.6	3.0	2.9	4.2	4.2	1.0
A 10 2_28.6	28.6	0.10	1.6	1.6	3.0	2.9	4.2	4.2	0.90
A 10 2_32.2	32.2	0.08	1.6	1.6	3.0	2.9	4.2	4.2	0.90
A 10 2_35.1	35.1	0.07	1.6	1.6	3.0	2.9	4.2	4.2	0.90
A 10 2_40.9	40.9	0.06	1.6	1.6	3.0	2.9	4.2	4.2	0.90
A 10 2_45.4	45.4	0.05	1.6	1.6	3.0	2.9	4.2	4.2	0.90
A 10 2_51.3	51.3	0.03	1.5	1.5	2.9	2.8	4.1	4.1	0.90
A 10 2_58.6	58.6	0.03	1.5	1.5	2.9	2.8	4.1	4.1	0.90
A 10 2_65.9	65.9	0.02	1.5	1.5	2.9	2.8	4.1	4.1	0.90
A 10 2_76.4	76.4	0.02	1.5	1.5	—	—	—	—	0.90
A 10 2_91.6	91.6	0.01	1.5	1.5	—	—	—	—	0.90



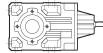


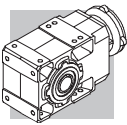
A 10

		J ($\cdot 10^{-4}$) [kgm ²]									
		 SERVO									
	i	60A		60B 80A		95A		80C 95B 110A		95C 110B	
		SK	SC	SK	SC	SK	SC	SK	SC	SK	SC
A 10 2_5.5	5.5	1.3	1.5	1.3	1.7	3.8	4.3	3.9	4.4	3.8	4.8
A 10 2_6.3	6.3	1.1	1.3	1.1	1.5	3.6	4.1	3.7	4.2	3.6	4.6
A 10 2_7.2	7.2	0.87	1.1	0.89	1.3	3.4	3.9	3.5	4.0	3.4	4.4
A 10 2_8.5	8.5	0.72	0.98	0.74	1.2	3.3	3.7	3.3	3.8	3.1	4.1
A 10 2_9.6	9.6	0.57	0.83	0.59	1.0	3.1	3.6	3.2	3.7	3.1	4.1
A 10 2_10.6	10.6	0.77	1.0	0.79	1.2	3.3	3.8	3.4	3.9	3.3	4.3
A 10 2_12.3	12.3	0.47	0.73	0.49	0.93	3.0	3.5	3.1	3.6	3.0	4.0
A 10 2_13.9	13.9	0.57	0.83	0.59	1.0	3.1	3.6	3.2	3.7	3.1	4.1
A 10 2_16.4	16.4	0.52	0.78	0.54	0.98	3.1	3.5	3.1	3.6	3.0	4.0
A 10 2_18.6	18.6	0.47	0.73	0.49	0.93	3.0	3.5	3.1	3.6	3.0	4.0
A 10 2_21.4	21.4	0.42	0.68	0.44	0.88	3.0	3.4	3.0	3.5	2.9	3.9
A 10 2_23.8	23.8	0.37	0.63	0.39	0.83	2.9	3.4	3.0	3.5	2.9	3.9
A 10 2_25.5	25.5	0.37	0.63	0.39	0.83	2.9	3.4	3.0	3.5	2.9	3.9
A 10 2_28.6	28.6	0.37	0.63	0.39	0.83	2.9	3.4	3.0	3.5	2.9	3.9
A 10 2_32.2	32.2	0.35	0.61	0.37	0.81	2.9	3.3	3.0	3.5	2.9	3.9
A 10 2_35.1	35.1	0.34	0.60	0.36	0.80	2.9	3.3	3.0	3.5	2.9	3.9
A 10 2_40.9	40.9	0.33	0.59	0.35	0.79	2.9	3.3	3.0	3.5	2.9	3.9
A 10 2_45.4	45.4	0.32	0.58	0.34	0.78	2.9	3.3	3.0	3.5	2.9	3.9
A 10 2_51.3	51.3	0.30	0.56	0.32	0.76	2.9	3.3	2.9	3.4	2.8	3.8
A 10 2_58.6	58.6	0.30	0.56	—	—	—	—	2.9	3.4	2.8	3.8
A 10 2_65.9	65.9	0.29	0.55	—	—	—	—	2.9	3.4	2.8	3.8
A 10 2_76.4	76.4	0.29	0.55	—	—	—	—	—	—	—	—
A 10 2_91.6	91.6	0.28	0.54	—	—	—	—	—	—	—	—



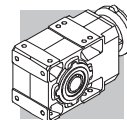
A 20

	i	J (•10 ⁻⁴) [kgm ²]							
			IEC 						
			63	71	80	90	100		
A 20 2_5.4	5.4	2.4	—	—	5.3	5.2	6.5	6.5	4.3
A 20 2_6.5	6.5	1.9	—	—	4.8	4.7	6.0	6.0	3.8
A 20 2_7.3	7.3	1.4	2.9	2.9	4.3	4.2	5.5	5.5	3.3
A 20 2_8.4	8.4	1.1	2.6	2.6	4.0	3.9	5.2	5.2	3.0
A 20 2_9.4	9.4	0.90	2.4	2.4	3.8	3.7	5.0	5.0	2.8
A 20 2_10.3	10.3	1.2	—	—	4.1	4.0	5.3	5.3	3.0
A 20 2_12.0	12.0	0.50	2.0	2.0	3.4	3.3	4.6	4.6	2.4
A 20 2_14.1	14.1	0.70	2.2	2.2	3.6	3.5	4.8	4.8	2.6
A 20 2_16.2	16.2	0.55	2.0	2.0	3.4	3.3	4.6	4.6	2.5
A 20 2_18.1	18.1	0.40	1.9	1.9	3.3	3.2	4.5	4.5	2.4
A 20 2_21.2	21.2	0.35	1.8	1.8	3.2	3.1	4.4	4.4	2.3
A 20 2_23.1	23.1	0.30	1.8	1.8	3.2	3.1	4.4	4.4	2.2
A 20 2_26.5	26.5	0.25	1.7	1.7	3.1	3.0	4.3	4.3	2.1
A 20 2_29.2	29.2	0.20	1.7	1.7	3.1	3.0	4.3	4.3	2.1
A 20 2_31.3	31.3	0.20	1.7	1.7	3.1	3.0	4.3	4.3	2.1
A 20 2_35.4	35.4	0.20	1.7	1.7	3.1	3.0	4.3	4.3	2.1
A 20 2_39.6	39.6	0.10	1.6	1.6	3.0	2.9	4.2	4.2	2.0
A 20 2_43.2	43.2	0.10	1.6	1.6	3.0	2.9	4.2	4.2	2.0
A 20 2_48.3	48.3	0.10	1.6	1.6	3.0	2.9	4.2	4.2	2.0
A 20 2_53.7	53.7	0.10	1.6	1.6	3.0	2.9	4.2	4.2	2.0
A 20 2_63.1	63.1	0.10	1.6	1.6	3.0	2.9	4.2	4.2	2.0
A 20 2_71.0	71.0	0.05	1.5	1.5	2.9	2.8	4.1	4.1	2.0
A 20 2_79.9	79.9	0.03	1.5	1.5	2.9	2.8	4.1	4.1	2.0
A 20 2_92.3	92.3	0.02	1.5	1.5	—	—	—	—	2.0
A 20 3_109.2	109.2	0.02	1.5	1.5	2.9	2.8	4.1	4.1	0.90
A 20 3_120.5	120.5	0.02	1.5	1.5	2.9	2.8	4.1	4.1	0.90
A 20 3_129.1	129.1	0.02	1.5	1.5	2.9	2.8	4.1	4.1	0.90
A 20 3_146.1	146.1	0.02	1.5	1.5	2.9	2.8	4.1	4.1	0.90
A 20 3_163.4	163.4	0.01	1.5	1.5	2.9	2.8	4.1	4.1	0.90
A 20 3_178.3	178.3	0.01	1.5	1.5	2.9	2.8	4.1	4.1	0.90
A 20 3_199.2	199.2	0.01	1.5	1.5	2.9	2.8	4.1	4.1	0.90
A 20 3_221.3	221.3	0.01	1.5	1.5	2.9	2.8	4.1	4.1	0.90
A 20 3_260.5	260.5	0.01	1.5	1.5	2.9	2.8	4.1	4.1	0.90
A 20 3_292.8	292.8	0.01	1.5	1.5	2.9	2.8	4.1	4.1	0.90
A 20 3_329.4	329.4	0.01	1.5	1.5	2.9	2.8	4.1	4.1	0.90
A 20 3_380.8	380.8	0.01	1.5	1.5	2.9	2.8	4.1	4.1	0.90



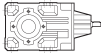


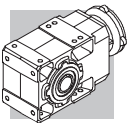
A 20

		J ($\cdot 10^{-4}$) [kgm ²]									
		SERVO									
	i	60A		60B 80A		95A		80C 95B 110A		95C 110B	
		SK	SC	SK	SC	SK	SC	SK	SC	SK	SC
A 20 2_5.4	5.4	—	—	—	—	—	—	5.3	5.8	5.2	6.2
A 20 2_6.5	6.5	—	—	—	—	—	—	4.8	5.3	4.7	5.7
A 20 2_7.3	7.3	1.7	1.9	1.7	2.1	4.2	4.7	4.3	4.8	4.2	5.2
A 20 2_8.4	8.4	1.4	1.6	1.4	1.8	3.9	4.6	4.0	4.5	3.9	4.9
A 20 2_9.4	9.4	1.2	1.4	1.2	1.6	3.7	4.2	3.8	4.3	3.7	4.7
A 20 2_10.3	10.3	—	—	—	—	—	—	4.1	4.6	4.0	5.0
A 20 2_12.0	12.0	0.77	1.0	0.79	1.2	3.3	3.8	3.4	3.9	3.3	4.3
A 20 2_14.1	14.1	0.97	1.2	0.99	1.4	3.5	4.0	3.6	4.1	3.5	4.5
A 20 2_16.2	16.2	0.82	1.1	0.84	1.3	3.4	3.8	3.4	3.9	3.3	4.3
A 20 2_18.1	18.1	0.67	0.93	0.69	1.1	3.2	3.7	3.3	3.8	3.2	4.2
A 20 2_21.2	21.2	0.62	0.88	0.64	1.1	3.2	3.6	3.2	3.7	3.1	4.1
A 20 2_23.1	23.1	0.57	0.83	0.59	1.0	3.1	3.6	3.2	3.7	3.1	4.1
A 20 2_26.5	26.5	0.52	0.78	0.54	0.98	3.1	3.5	3.1	3.6	3.0	4.0
A 20 2_29.2	29.2	0.47	0.73	0.49	0.93	3.0	3.5	3.1	3.6	3.0	4.0
A 20 2_31.3	31.3	0.47	0.73	0.49	0.93	3.0	3.5	3.1	3.6	3.0	4.0
A 20 2_35.4	35.4	0.47	0.73	0.49	0.93	3.0	3.5	3.1	3.6	3.0	4.0
A 20 2_39.6	39.6	0.37	0.63	0.39	0.83	2.9	3.4	3.0	3.5	2.9	3.9
A 20 2_43.2	43.2	0.37	0.63	0.39	0.83	2.9	3.4	3.0	3.5	2.9	3.9
A 20 2_48.3	48.3	0.37	0.63	0.39	0.83	2.9	3.4	3.0	3.5	2.9	3.9
A 20 2_53.7	53.7	0.37	0.63	0.39	0.83	2.9	3.4	3.0	3.5	2.9	3.9
A 20 2_63.1	63.1	0.37	0.63	0.39	0.83	2.9	3.4	3.0	3.5	2.9	3.9
A 20 2_71.0	71.0	0.32	0.58	—	—	—	—	2.9	3.4	2.8	3.8
A 20 2_79.9	79.9	0.30	0.56	—	—	—	—	2.9	3.4	2.8	3.8
A 20 2_92.3	92.3	0.29	0.55	—	—	—	—	—	—	—	—
A 20 3_109.2	109.2	0.29	0.55	0.31	0.75	2.8	3.3	2.9	3.4	2.8	3.8
A 20 3_120.5	120.5	0.29	0.55	0.31	0.75	2.8	3.3	2.9	3.4	2.8	3.8
A 20 3_129.1	129.1	0.29	0.55	0.31	0.75	2.8	3.3	2.9	3.4	2.8	3.8
A 20 3_146.1	146.1	0.29	0.55	0.31	0.75	2.8	3.3	2.9	3.4	2.8	3.8
A 20 3_163.4	163.4	0.28	0.54	0.30	0.74	2.8	3.3	2.9	3.4	2.8	3.8
A 20 3_178.3	178.3	0.28	0.54	0.30	0.74	2.8	3.3	2.9	3.4	2.8	3.8
A 20 3_199.2	199.2	0.28	0.54	0.30	0.74	2.8	3.3	2.9	3.4	2.8	3.8
A 20 3_221.3	221.3	0.28	0.54	0.30	0.74	2.8	3.3	2.9	3.4	2.8	3.8
A 20 3_260.5	260.5	0.28	0.54	0.30	0.74	2.8	3.3	2.9	3.4	2.8	3.8
A 20 3_292.8	292.8	0.28	0.54	0.30	0.74	2.8	3.3	2.9	3.4	2.8	3.8
A 20 3_329.4	329.4	0.28	0.54	0.30	0.74	2.8	3.3	2.9	3.4	2.8	3.8
A 20 3_380.8	380.8	0.28	0.54	0.30	0.74	2.8	3.3	2.9	3.4	2.8	3.8




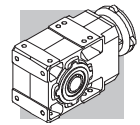
A 30

	i	J (•10 ⁻⁴) [kgm ²]							
			 IEC						
			63	71	80	90	100	112	
A 30 2_5.4	5.4	4.5	—	—	7.4	7.3	8.6	8.6	6.9
A 30 2_6.4	6.4	3.4	—	—	6.6	6.6	7.8	7.8	6.0
A 30 2_7.0	7.0	2.9	—	—	5.8	5.8	7.0	7.0	5.2
A 30 2_8.5	8.5	2.2	—	—	5.1	5.1	6.3	6.3	4.6
A 30 2_9.3	9.3	1.6	3.1	3.1	4.5	4.4	5.7	5.7	4.0
A 30 2_10.5	10.5	2.3	—	—	5.2	5.1	6.4	6.4	4.6
A 30 2_11.8	11.8	1.1	2.6	2.6	4.0	3.9	5.2	5.2	3.4
A 30 2_13.6	13.6	1.5	—	—	4.4	4.3	5.6	5.6	3.9
A 30 2_16.3	16.3	1.2	—	—	4.1	4.0	5.3	5.3	3.5
A 30 2_18.0	18.0	0.90	2.4	2.4	3.8	3.7	5.0	5.0	3.2
A 30 2_20.5	20.5	0.70	2.2	2.2	3.6	3.5	4.8	4.8	3.1
A 30 2_22.8	22.8	0.60	2.1	2.1	3.5	3.4	4.7	4.7	3.0
A 30 2_26.5	26.5	0.50	2.0	2.0	3.4	3.3	4.6	4.6	2.9
A 30 2_29.3	29.3	0.40	1.9	1.9	3.3	3.2	4.5	4.5	2.8
A 30 2_33.4	33.4	0.35	1.8	1.8	3.2	3.1	4.4	4.4	2.7
A 30 2_36.6	36.6	0.30	1.8	1.8	3.2	3.1	4.4	4.4	2.7
A 30 2_39.3	39.3	0.25	1.7	1.7	3.1	3.0	4.3	4.3	2.6
A 30 2_43.4	43.4	0.20	1.7	1.7	3.1	3.0	4.3	4.3	2.6
A 30 2_48.3	48.3	0.20	1.7	1.7	3.1	3.0	4.3	4.3	2.6
A 30 2_52.7	52.7	0.20	1.7	1.7	3.1	3.0	4.3	4.3	2.5
A 30 2_59.4	59.4	0.10	1.6	1.6	3.0	2.9	4.2	4.2	2.5
A 30 2_66.0	66.0	0.10	1.6	1.6	3.0	2.9	4.2	4.2	2.5
A 30 2_76.5	76.5	0.10	1.6	1.6	3.0	2.9	4.2	4.2	2.5
A 30 2_86.7	86.7	0.10	1.6	1.6	3.0	2.9	4.2	4.2	2.5
A 30 2_97.5	97.5	0.10	1.6	1.6	3.0	2.9	4.2	4.2	2.4
A 30 3_109.1	109.1	0.10	1.6	1.6	3.0	2.9	4.2	4.2	0.90
A 30 3_120.5	120.5	0.10	1.6	1.6	3.0	2.9	4.2	4.2	0.90
A 30 3_137.4	137.4	0.10	1.6	1.6	3.0	2.9	4.2	4.2	0.90
A 30 3_150.7	150.7	0.10	1.6	1.6	3.0	2.9	4.2	4.2	0.90
A 30 3_161.4	161.4	0.10	1.6	1.6	3.0	2.9	4.2	4.2	0.90
A 30 3_178.6	178.6	0.10	1.6	1.6	3.0	2.9	4.2	4.2	0.90
A 30 3_198.5	198.5	0.10	1.6	1.6	3.0	2.9	4.2	4.2	0.90
A 30 3_216.6	216.6	0.10	1.6	1.6	3.0	2.9	4.2	4.2	0.90
A 30 3_244.3	244.3	0.10	1.6	1.6	3.0	2.9	4.2	4.2	0.90
A 30 3_271.5	271.5	0.10	1.6	1.6	3.0	2.9	4.2	4.2	0.90
A 30 3_314.6	314.6	0.10	1.6	1.6	3.0	2.9	4.2	4.2	0.90
A 30 3_356.3	356.3	0.06	1.6	1.6	3.0	2.9	4.2	4.2	0.90
A 30 3_400.8	400.8	0.04	1.5	1.6	2.9	2.8	4.1	4.1	0.90



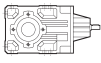


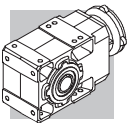
A 30

		J (•10 ⁻⁴) [kgm ²]											
		 SERVO											
	i	60A		60B 80A		95A		80C 95B 110A		95C 110B		130A	
		SK	SC	SK	SC	SK	SC	SK	SC	SK	SC	SK	SC
A 30 2_5.4	5.4	—	—	—	—	—	—	7.4	7.9	7.3	8.3	7.3	8.3
A 30 2_6.4	6.4	—	—	—	—	—	—	6.6	7.1	6.6	7.6	6.6	7.6
A 30 2_7.0	7.0	—	—	—	—	—	—	5.8	6.3	5.8	6.8	5.8	6.8
A 30 2_8.5	8.5	—	—	—	—	—	—	5.1	5.6	5.1	6.1	5.1	6.1
A 30 2_9.3	9.3	1.9	2.1	1.9	2.3	4.4	4.9	4.5	5.0	4.4	5.4	4.4	5.4
A 30 2_10.5	10.5	—	—	—	—	—	—	5.2	5.7	5.1	6.1	5.1	6.1
A 30 2_11.8	11.8	1.4	1.6	1.4	1.8	3.9	4.4	4.0	4.5	3.9	4.9	3.9	4.9
A 30 2_13.6	13.6	—	—	—	—	—	—	4.4	4.9	4.3	5.3	4.3	5.3
A 30 2_16.3	16.3	—	—	—	—	—	—	4.1	4.6	4.0	5.0	4.0	5.0
A 30 2_18.0	18.0	1.2	1.4	1.2	1.6	3.7	4.2	3.8	4.3	3.7	4.7	3.7	4.7
A 30 2_20.5	20.5	0.97	1.2	0.99	1.4	3.5	4.0	3.6	4.1	3.5	4.5	3.5	4.5
A 30 2_22.8	22.8	0.87	1.1	0.89	1.3	3.4	3.9	3.5	4.0	3.4	4.4	3.4	4.4
A 30 2_26.5	26.5	0.77	1.0	0.79	1.2	3.3	3.8	3.4	3.9	3.3	4.3	3.3	4.3
A 30 2_29.3	29.3	0.67	0.93	0.69	1.1	3.2	3.7	3.3	3.8	3.2	4.2	3.2	4.2
A 30 2_33.4	33.4	0.62	0.88	0.64	1.1	3.2	3.6	3.2	3.7	3.1	4.1	3.1	4.1
A 30 2_36.6	36.6	0.57	0.83	0.59	1.0	3.1	3.6	3.2	3.7	3.1	4.1	3.1	4.1
A 30 2_39.3	39.3	0.52	0.78	0.54	0.98	3.1	3.5	3.1	3.6	3.0	4.0	3.0	4.0
A 30 2_43.4	43.4	0.47	0.73	0.49	0.93	3.0	3.5	3.1	3.6	3.0	4.0	3.0	4.0
A 30 2_48.3	48.3	0.47	0.73	0.49	0.93	3.0	3.5	3.1	3.6	3.0	4.0	3.0	4.0
A 30 2_52.7	52.7	0.47	0.73	0.49	0.93	3.0	3.5	3.1	3.6	3.0	4.0	3.0	4.0
A 30 2_59.4	59.4	0.37	0.63	0.39	0.83	2.9	3.4	3.0	3.5	2.9	3.9	2.9	3.9
A 30 2_66.0	66.0	0.37	0.63	0.39	0.83	2.9	3.4	3.0	3.5	2.9	3.9	2.9	3.9
A 30 2_76.5	76.5	0.37	0.63	0.39	0.83	2.9	3.4	3.0	3.5	2.9	3.9	2.9	3.9
A 30 2_86.7	86.7	0.37	0.63	—	—	—	—	3.0	3.5	2.9	3.9	2.9	3.9
A 30 2_97.5	97.5	0.37	0.63	—	—	—	—	3.0	3.5	2.9	3.9	2.9	3.9
A 30 3_109.1	109.1	0.37	0.63	0.39	0.83	2.9	3.4	3.0	3.5	2.9	3.9	—	—
A 30 3_120.5	120.5	0.37	0.63	0.39	0.83	2.9	3.4	3.0	3.5	2.9	3.9	—	—
A 30 3_137.4	137.4	0.37	0.63	0.39	0.83	2.9	3.4	3.0	3.5	2.9	3.9	—	—
A 30 3_150.7	150.7	0.37	0.63	0.39	0.83	2.9	3.4	3.0	3.5	2.9	3.9	—	—
A 30 3_161.4	161.4	0.37	0.63	0.39	0.83	2.9	3.4	3.0	3.5	2.9	3.9	—	—
A 30 3_178.6	178.6	0.37	0.63	0.39	0.83	2.9	3.4	3.0	3.5	2.9	3.9	—	—
A 30 3_198.5	198.5	0.37	0.63	0.39	0.83	2.9	3.4	3.0	3.5	2.9	3.9	—	—
A 30 3_216.6	216.6	0.37	0.63	0.39	0.83	2.9	3.4	3.0	3.5	2.9	3.9	—	—
A 30 3_244.3	244.3	0.37	0.63	0.39	0.83	2.9	3.4	3.0	3.5	2.9	3.9	—	—
A 30 3_271.5	271.5	0.37	0.63	0.39	0.83	2.9	3.4	3.0	3.5	2.9	3.9	—	—
A 30 3_314.6	314.6	0.37	0.63	0.39	0.83	2.9	3.4	3.0	3.5	2.9	3.9	—	—
A 30 3_356.3	356.3	0.33	0.59	0.35	0.79	2.9	3.3	3.0	3.5	2.9	3.9	—	—
A 30 3_400.8	400.8	0.31	0.57	0.33	0.77	2.9	3.3	2.9	3.4	2.8	3.8	—	—




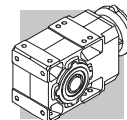
A 35

	i	J (•10 ⁻⁴) [kgm ²]								
			IEC 							
			63	71	80	90	100	112	132	
A 35 2_5.4	5.4	7.3	—	—	10	9.9	11	11	24	9.4
A 35 2_6.4	6.4	5.4	—	—	8.1	8.0	9.2	9.2	22	7.4
A 35 2_7.0	7.0	4.6	—	—	7.3	7.2	8.4	8.4	21	6.6
A 35 2_8.5	8.5	3.3	—	—	6.1	5.9	7.1	7.1	20	5.4
A 35 2_9.3	9.3	2.8	3.5	3.5	5.6	5.4	6.6	6.6	19	4.9
A 35 2_10.6	10.6	2.1	2.9	2.9	4.9	4.8	6.0	6.0	19	4.2
A 35 2_11.8	11.8	1.8	2.5	2.5	4.6	4.4	5.7	5.7	18	3.9
A 35 2_13.1	13.1	3.0	—	—	5.7	5.6	6.8	6.8	—	5.0
A 35 2_15.5	15.5	2.2	—	—	5.0	4.9	6.1	6.1	—	4.3
A 35 2_17.0	17.0	2.0	—	—	4.7	4.6	5.8	5.8	—	4.0
A 35 2_20.4	20.4	1.6	—	—	4.3	4.2	5.4	5.4	—	3.6
A 35 2_22.5	22.5	1.3	2.0	2.0	4.1	3.9	5.1	5.1	—	3.4
A 35 2_25.7	25.7	0.97	1.7	1.7	3.7	3.6	4.8	4.8	—	3.0
A 35 2_28.4	28.4	0.86	1.6	1.6	3.6	3.5	4.7	4.7	—	2.9
A 35 2_33.2	33.2	0.69	1.4	1.4	3.5	3.3	4.5	4.5	—	2.8
A 35 2_36.6	36.6	0.58	1.3	1.3	3.3	3.2	4.4	4.4	—	2.6
A 35 2_41.8	41.8	0.48	1.2	1.2	3.2	3.1	4.3	4.3	—	2.5
A 35 2_45.8	45.8	0.42	1.1	1.1	3.2	3.1	4.3	4.3	—	2.5
A 35 2_49.1	49.1	0.38	1.1	1.1	3.1	3.0	4.2	4.2	—	2.4
A 35 2_54.3	54.3	0.33	1.1	1.0	3.1	3.0	4.2	4.2	—	2.4
A 35 2_60.4	60.4	0.29	1.0	1.0	3.0	2.9	4.1	4.1	—	2.3
A 35 2_65.8	65.8	0.25	1.0	1.0	3.0	2.9	4.1	4.1	—	2.3
A 35 2_74.3	74.3	0.21	0.95	0.93	3.0	2.8	4.1	4.1	—	2.3
A 35 2_82.5	82.5	0.18	0.92	0.90	2.9	2.8	4.0	4.0	—	2.2
A 35 2_95.6	95.6	0.15	0.88	0.87	2.9	2.8	4.0	4.0	—	2.2
A 35 3_105.5	105.5	0.11	0.89	0.87	2.9	2.8	4.0	4.0	—	0.80
A 35 3_116.9	116.9	0.11	0.88	0.87	2.9	2.8	4.0	4.0	—	0.79
A 35 3_136.3	136.3	0.10	0.87	0.86	2.9	2.8	4.0	4.0	—	0.78
A 35 3_150.6	150.6	0.09	0.86	0.85	2.9	2.8	4.0	4.0	—	0.77
A 35 3_171.8	171.8	0.08	0.86	0.84	2.9	2.8	4.0	4.0	—	0.77
A 35 3_188.3	188.3	0.08	0.85	0.84	2.9	2.7	4.0	4.0	—	0.76
A 35 3_201.8	201.8	0.08	0.85	0.84	2.9	2.7	4.0	4.0	—	0.76
A 35 3_223.2	223.2	0.08	0.85	0.84	2.9	2.7	4.0	4.0	—	0.76
A 35 3_248.1	248.1	0.07	0.85	0.83	2.9	2.7	4.0	4.0	—	0.76
A 35 3_270.7	270.7	0.07	0.84	0.83	2.9	2.7	4.0	4.0	—	0.75
A 35 3_305.4	305.4	0.07	0.84	0.83	2.9	2.7	4.0	4.0	—	0.75
A 35 3_339.3	339.3	0.07	0.84	0.83	2.9	2.7	4.0	4.0	—	0.75
A 35 3_393.2	393.2	0.07	0.84	0.83	2.9	2.7	3.9	3.9	—	0.75



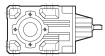


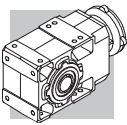
A 35

		J (•10 ⁻⁴) [kgm ²]											
		 SERVO											
	i	60A		60B 80A		95A		80C 95B 110A		95C 110B		130A	
		SK	SC	SK	SC	SK	SC	SK	SC	SK	SC	SK	SC
A 35 2_5.4	5.4	—	—	—	—	—	—	10	11	9.9	10.9	9.9	11
A 35 2_6.4	6.4	—	—	—	—	—	—	8.1	8.6	8.0	9.0	8.0	9.0
A 35 2_7.0	7.0	—	—	—	—	—	—	7.3	7.8	7.2	8.2	7.2	8.2
A 35 2_8.5	8.5	—	—	—	—	—	—	6.1	6.6	5.9	6.9	5.9	6.9
A 35 2_9.3	9.3	3.1	3.3	3.1	3.5	5.6	6.1	5.6	6.1	5.4	6.4	5.4	6.4
A 35 2_10.6	10.6	2.4	2.6	2.4	2.8	4.9	5.4	4.9	5.4	4.8	5.8	4.8	5.8
A 35 2_11.8	11.8	2.1	2.3	2.1	2.5	4.6	5.1	4.6	5.1	4.4	5.4	4.4	5.4
A 35 2_13.1	13.1	—	—	—	—	—	—	5.7	6.2	5.6	6.6	5.6	6.6
A 35 2_15.5	15.5	—	—	—	—	—	—	5.0	5.5	4.9	5.9	4.9	5.9
A 35 2_17.0	17.0	—	—	—	—	—	—	4.7	5.2	4.6	5.6	4.6	5.6
A 35 2_20.4	20.4	—	—	—	—	—	—	4.3	4.8	4.2	5.2	4.2	5.2
A 35 2_22.5	22.5	1.6	1.8	1.6	2.0	4.1	4.6	4.1	4.6	3.9	4.9	3.9	4.9
A 35 2_25.7	25.7	1.2	1.5	1.3	1.7	3.8	4.2	3.7	4.2	3.6	4.6	3.6	4.6
A 35 2_28.4	28.4	1.1	1.4	1.2	1.6	3.7	4.1	3.6	4.1	3.5	4.5	3.5	4.5
A 35 2_33.2	33.2	0.96	1.2	0.98	1.4	3.5	3.9	3.5	4.0	3.3	4.3	3.3	4.3
A 35 2_36.6	36.6	0.85	1.1	0.87	1.3	3.4	3.8	3.3	3.8	3.2	4.2	3.2	4.2
A 35 2_41.8	41.8	0.75	1.0	0.77	1.2	3.3	3.7	3.2	3.7	3.1	4.1	3.1	4.1
A 35 2_45.8	45.8	0.69	0.95	0.71	1.1	3.2	3.7	3.2	3.7	3.1	4.1	3.1	4.1
A 35 2_49.1	49.1	0.65	0.91	0.67	1.1	3.2	3.6	3.1	3.6	3.0	4.0	3.0	4.0
A 35 2_54.3	54.3	0.60	0.86	0.62	1.1	3.2	3.6	3.1	3.6	3.0	4.0	3.0	4.0
A 35 2_60.4	60.4	0.56	0.82	0.58	1.0	3.1	3.5	3.0	3.5	2.9	3.9	2.9	3.9
A 35 2_65.8	65.8	0.52	0.78	0.54	0.98	3.1	3.5	3.0	3.5	2.9	3.9	2.9	3.9
A 35 2_74.3	74.3	0.48	0.74	0.50	0.94	3.0	3.5	3.0	3.5	2.8	3.8	2.8	3.8
A 35 2_82.5	82.5	0.45	0.71	0.47	0.91	3.0	3.4	2.9	3.4	2.8	3.8	2.8	3.8
A 35 2_95.6	95.6	0.42	0.68	0.44	0.88	3.0	3.4	2.9	3.4	2.8	3.8	2.8	3.8
A 35 3_105.5	105.5	0.38	0.64	0.40	0.84	2.9	3.4	2.9	3.4	2.8	3.8	—	—
A 35 3_116.9	116.9	0.38	0.64	0.40	0.84	2.9	3.4	2.9	3.4	2.8	3.8	—	—
A 35 3_136.3	136.3	0.37	0.63	0.39	0.83	2.9	3.4	2.9	3.4	2.8	3.8	—	—
A 35 3_150.6	150.6	0.36	0.62	0.38	0.82	2.9	3.3	2.9	3.4	2.8	3.8	—	—
A 35 3_171.8	171.8	0.35	0.61	0.37	0.81	2.9	3.3	2.9	3.4	2.8	3.8	—	—
A 35 3_188.3	188.3	0.35	0.61	0.37	0.81	2.9	3.3	2.9	3.4	2.7	3.7	—	—
A 35 3_201.8	201.8	0.35	0.61	0.37	0.81	2.9	3.3	2.9	3.4	2.7	3.7	—	—
A 35 3_223.2	223.2	0.35	0.61	0.37	0.81	2.9	3.3	2.9	3.4	2.7	3.7	—	—
A 35 3_248.1	248.1	0.34	0.60	0.36	0.80	2.9	3.3	2.9	3.4	2.7	3.7	—	—
A 35 3_270.7	270.7	0.34	0.60	0.36	0.80	2.9	3.3	2.9	3.4	2.7	3.7	—	—
A 35 3_305.4	305.4	0.34	0.60	0.36	0.80	2.9	3.3	2.9	3.4	2.7	3.7	—	—
A 35 3_339.3	339.3	0.34	0.60	0.36	0.80	2.9	3.3	2.9	3.4	2.7	3.7	—	—
A 35 3_393.2	393.2	0.34	0.60	0.36	0.80	2.9	3.3	2.9	3.4	2.7	3.7	—	—




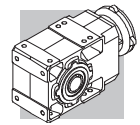
A 41

	i	J ($\cdot 10^{-4}$) [kgm ²]								
			 IEC							
			63	71	80	90	100	112		132
A 41 2_5.2	5.2	13	—	—	16	16	17	17	32	23
A 41 2_7.1	7.1	7.3	—	—	10	10	11	11	26	18
A 41 2_8.3	8.3	5.9	—	—	8.8	8.7	10	10	25	16
A 41 2_9.2	9.2	4.5	—	—	7.4	7.3	8.6	8.6	23	15
A 41 2_10.1	10.1	5.9	—	—	8.8	8.7	10	10	25	16
A 41 2_11.7	11.7	2.9	4.4	4.4	5.8	5.7	7.0	7.0	22	13
A 41 2_13.8	13.8	3.6	—	—	6.5	6.4	7.7	7.7	23	14
A 41 2_16.1	16.1	2.9	—	—	5.8	5.7	7.0	7.0	22	13
A 41 2_17.8	17.8	2.2	—	—	5.1	5.0	6.3	6.3	21	11
A 41 2_22.7	22.7	1.5	3.0	3.0	4.4	4.3	5.6	5.6	20	11
A 41 2_28.3	28.3	1.1	2.6	2.6	4.0	3.9	5.2	5.2	20	10
A 41 2_35.9	35.9	1.7	3.2	3.2	4.6	4.5	5.8	5.8	20	9.8
A 41 2_45.1	45.1	1.5	3.0	3.0	4.4	4.3	5.6	5.6	20	9.6
A 41 2_48.3	48.3	1.4	2.9	2.9	4.3	4.2	5.5	5.5	—	9.5
A 41 2_53.1	53.1	1.4	2.9	2.9	4.3	4.2	5.5	5.5	—	9.5
A 41 2_58.8	58.8	1.3	2.8	2.8	4.2	4.1	5.4	5.4	—	9.4
A 41 2_64.2	64.2	1.3	2.8	2.8	4.2	4.1	5.4	5.4	—	9.4
A 41 2_71.3	71.3	1.2	2.7	2.7	4.1	4.0	5.3	5.3	—	9.3
A 41 2_79.2	79.2	1.2	2.7	2.7	4.1	4.0	5.3	5.3	—	9.3
A 41 3_92.8	92.8	1.1	2.6	2.6	4.0	3.9	5.2	5.2	—	9.2
A 41 3_115.9	115.9	0.20	1.7	1.7	2.9	3.0	4.3	4.3	—	2.1
A 41 3_146.9	146.9	0.10	1.6	1.6	2.8	2.9	4.2	4.2	—	2.1
A 41 3_184.4	184.4	0.10	1.6	1.6	2.8	2.9	4.2	4.2	—	2.1
A 41 3_197.5	197.5	0.10	1.6	1.6	2.8	2.9	4.2	4.2	—	2.0
A 41 3_217.4	217.4	0.10	1.6	1.6	2.8	2.9	4.2	4.2	—	2.0
A 41 3_240.6	240.6	0.10	1.6	1.6	2.8	2.9	4.2	4.2	—	2.0
A 41 3_262.5	262.5	0.10	1.6	1.6	2.8	2.9	4.2	4.2	—	2.0
A 41 3_291.7	291.7	0.10	1.6	1.6	2.8	2.9	4.2	4.2	—	2.0
A 41 3_324.2	324.2	0.10	1.6	1.6	2.8	2.9	4.2	4.2	—	2.0
A 41 3_376.8	376.8	0.10	1.6	1.6	2.8	2.9	4.2	4.2	—	2.0



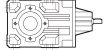


A 41

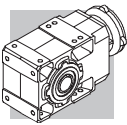
		J ($\cdot 10^{-4}$) [kgm ²]																	
		 SERVO																	
	i	60A		60B 80A		80B		95A		80C 95B 110A		95C 110B		130A		130B 180A		180B	
		SK	SC	SK	SC	SK	SC	SK	SC	SK	SC	SK	SC	SK	SC	SK	SC	SK	SC
A 41 2_5.2	5.2	—	—	—	—	—	—	—	—	16	16.5	16	17	16	17	30	32	32	37
A 41 2_7.1	7.1	—	—	—	—	—	—	—	—	10	10.5	10	11	10	11	24	27	26	31
A 41 2_8.3	8.3	—	—	—	—	—	—	—	—	8.8	9.3	8.7	9.7	8.7	9.7	23	25	25	30
A 41 2_9.2	9.2	—	—	—	—	—	—	—	—	7.4	7.9	7.3	8.3	7.3	8.3	21	24	23	28
A 41 2_10.1	10.1	—	—	—	—	—	—	—	—	8.8	9.3	8.7	9.7	8.7	9.7	23	25	25	30
A 41 2_11.7	11.7	—	—	—	—	5.7	6.2	5.7	6.2	5.8	6.3	5.7	6.7	5.7	6.7	20	22	22	27
A 41 2_13.8	13.8	—	—	—	—	—	—	—	—	6.5	7.0	6.4	7.4	6.4	7.4	21	23	23	28
A 41 2_16.1	16.1	—	—	—	—	—	—	—	—	5.8	6.3	5.7	6.7	5.7	6.7	20	22	22	27
A 41 2_17.8	17.8	—	—	—	—	—	—	—	—	5.1	5.6	5.0	6.0	5.0	6.0	19	22	21	26
A 41 2_22.7	22.7	—	—	—	—	4.3	4.8	4.3	4.8	4.4	4.9	4.3	5.3	4.3	5.3	18	21	20	25
A 41 2_28.3	28.3	—	—	—	—	3.9	4.4	3.9	4.4	4.0	4.5	3.9	4.9	3.9	4.9	18	21	20	25
A 41 2_35.9	35.9	—	—	—	—	4.5	5.0	4.5	5.0	4.6	5.1	4.5	5.5	4.5	5.5	19	21	20	25
A 41 2_45.1	45.1	—	—	—	—	4.3	4.8	4.3	4.8	4.4	4.9	4.3	5.3	4.3	5.3	18	21	20	25
A 41 2_48.3	48.3	—	—	—	—	4.2	4.7	4.2	4.7	4.3	4.8	4.2	5.2	4.2	5.2	—	—	—	—
A 41 2_53.1	53.1	—	—	—	—	4.2	4.7	4.2	4.7	4.3	4.8	4.2	5.2	4.2	5.2	—	—	—	—
A 41 2_58.8	58.8	—	—	—	—	4.1	4.6	4.1	4.6	4.2	4.7	4.1	5.1	4.1	5.1	—	—	—	—
A 41 2_64.2	64.2	—	—	—	—	4.1	4.6	4.1	4.6	4.2	4.7	4.1	5.1	4.1	5.1	—	—	—	—
A 41 2_71.3	71.3	—	—	—	—	4.0	4.5	4.0	4.5	4.1	4.6	4.0	5.0	4.0	5.0	—	—	—	—
A 41 2_79.2	79.2	—	—	—	—	4.0	4.5	4.0	4.5	4.1	4.6	4.0	5.0	4.0	5.0	—	—	—	—
A 41 3_92.8	92.8	1.4	1.6	1.4	1.8	—	—	3.9	4.4	4.0	4.5	3.9	4.9	—	—	—	—	—	—
A 41 3_115.9	115.9	0.47	0.73	0.49	0.93	—	—	3.0	3.5	2.9	3.4	3.0	4.0	—	—	—	—	—	—
A 41 3_146.9	146.9	0.37	0.63	0.39	0.83	—	—	2.9	3.4	2.8	3.3	2.9	3.9	—	—	—	—	—	—
A 41 3_184.4	184.4	0.37	0.63	0.39	0.83	—	—	2.9	3.4	2.8	3.3	2.9	3.9	—	—	—	—	—	—
A 41 3_197.5	197.5	0.37	0.63	0.39	0.83	—	—	2.9	3.4	2.8	3.3	2.9	3.9	—	—	—	—	—	—
A 41 3_217.4	217.4	0.37	0.63	0.39	0.83	—	—	2.9	3.4	2.8	3.3	2.9	3.9	—	—	—	—	—	—
A 41 3_240.6	240.6	0.37	0.63	0.39	0.83	—	—	2.9	3.4	2.8	3.3	2.9	3.9	—	—	—	—	—	—
A 41 3_262.5	262.5	0.37	0.63	0.39	0.83	—	—	2.9	3.4	2.8	3.3	2.9	3.9	—	—	—	—	—	—
A 41 3_291.7	291.7	0.37	0.63	0.39	0.83	—	—	2.9	3.4	2.8	3.3	2.9	3.9	—	—	—	—	—	—
A 41 3_324.2	324.2	0.37	0.63	0.39	0.83	—	—	2.9	3.4	2.8	3.3	2.9	3.9	—	—	—	—	—	—
A 41 3_376.8	376.8	0.37	0.63	0.39	0.83	—	—	2.9	3.4	2.8	3.3	2.9	3.9	—	—	—	—	—	—




A 50

	i	J (•10 ⁻⁴) [kgm ²]										
			 IEC									
			63	71	80	90	100	112	132	160	180	
A 50 2_7.7	7.7	15	—	—	18	18	19	19	34	93	91	24
A 50 2_9.7	9.7	10	—	—	13	13	14	14	29	89	86	19
A 50 2_13.1	13.1	6.3	—	—	9.2	9.1	10	10	25	85	82	15
A 50 2_16.6	16.6	4.2	—	—	7.0	7.0	8.2	8.2	23	82	80	13
A 50 2_20.9	20.9	2.8	4.2	4.2	5.7	5.6	6.9	6.9	22	81	79	12
A 50 3_24.0	24.0	6.0	—	—	8.9	8.8	10	10	25	84	82	15
A 50 3_26.4	26.4	5.8	—	—	8.7	8.6	9.9	9.9	25	84	82	15
A 50 3_32.4	32.4	4.0	—	—	6.8	6.8	8.1	8.1	23	82	80	13
A 50 3_35.6	35.6	3.9	—	—	6.7	6.7	8.0	8.0	23	82	80	13
A 50 3_40.9	40.9	2.7	—	—	5.6	5.5	6.8	6.8	22	81	79	12
A 50 3_45.0	45.0	2.6	—	—	5.5	5.4	6.7	6.7	22	81	79	12
A 50 3_51.7	51.7	1.9	3.4	3.4	4.7	4.7	6.0	6.0	21	80	78	11
A 50 3_56.8	56.8	1.9	3.3	3.3	4.7	4.6	5.9	5.9	21	80	78	11
A 50 3_63.9	63.9	1.4	2.9	2.8	4.2	4.2	5.5	5.5	20	80	77	11
A 50 3_70.2	70.2	1.4	2.8	2.8	4.2	4.1	5.4	5.4	20	80	77	10
A 50 3_81.5	81.5	0.90	2.4	2.4	3.8	3.7	5.0	5.0	20	79	77	10
A 50 3_89.5	89.5	0.90	2.4	2.4	3.7	3.7	5.0	5.0	20	79	77	10
A 50 3_99.5	99.5	0.60	2.1	2.1	3.5	3.4	4.7	4.7	20	79	77	9.7
A 50 3_109.4	109.4	0.60	2.1	2.1	3.5	3.4	4.7	4.7	20	79	77	9.7
A 50 3_118.0	118.0	0.50	2.0	2.0	3.4	3.3	4.6	4.6	—	—	—	9.6
A 50 3_129.7	129.7	0.50	2.0	2.0	3.4	3.3	4.6	4.6	—	—	—	9.6
A 50 3_140.6	140.6	0.40	1.8	1.8	3.2	3.2	4.4	4.4	—	—	—	9.4
A 50 3_154.6	154.6	0.40	1.8	1.8	3.2	3.2	4.4	4.4	—	—	—	9.4
A 50 3_173.4	173.4	0.30	1.7	1.7	3.1	3.0	4.3	4.3	—	—	—	9.3
A 50 3_190.6	190.6	0.20	1.7	1.7	3.1	3.0	4.3	4.3	—	—	—	9.3

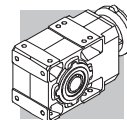
For the values of the moment of inertia of 4-stage gearboxes, please contact our Technical Service department.





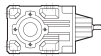
A 50

		J ($\cdot 10^{-4}$) [kgm ²]									
		 SERVO									
	i	80B 95A		80C 95B 110A		95C 110B 130A		130B 180A		180B	
		SK	SC	SK	SC	SK	SC	SK	SC	SK	SC
A 50 2_7.7	7.7	—	—	18	19	18	19	32	34	34	39
A 50 2_9.7	9.7	—	—	13	14	13	14	27	29	29	34
A 50 2_13.1	13.1	—	—	9.2	9.7	9.1	10	23	26	25	30
A 50 2_16.6	16.6	—	—	7.0	7.5	7.0	8.0	21	24	23	28
A 50 2_20.9	20.9	5.6	6.1	5.7	6.2	5.6	6.6	20	22	22	27
A 50 3_24.0	24.0	—	—	8.9	9.4	8.8	9.8	23	25	25	30
A 50 3_26.4	26.4	—	—	8.7	9.2	8.6	9.6	23	25	25	30
A 50 3_32.4	32.4	—	—	6.8	7.3	6.8	7.8	21	23	23	28
A 50 3_35.6	35.6	—	—	6.7	7.2	6.7	7.7	21	23	23	28
A 50 3_40.9	40.9	—	—	5.6	6.1	5.5	6.5	20	22	22	27
A 50 3_45.0	45.0	—	—	5.5	6.0	5.4	6.4	20	22	22	27
A 50 3_51.7	51.7	4.7	5.1	4.7	5.2	4.7	5.7	19	21	21	26
A 50 3_56.8	56.8	4.7	5.1	4.7	5.2	4.6	5.6	19	21	21	26
A 50 3_63.9	63.9	4.2	4.7	4.2	5.2	4.2	5.2	18	21	20	25
A 50 3_70.2	70.2	4.2	4.7	4.2	5.2	4.1	5.1	18	21	20	25
A 50 3_81.5	81.5	3.7	4.1	3.8	4.3	3.7	4.7	18	20	20	25
A 50 3_89.5	89.5	3.7	4.1	3.7	4.2	3.7	4.7	18	20	20	25
A 50 3_99.5	99.5	3.4	3.9	3.5	4.0	3.4	4.4	18	20	20	25
A 50 3_109.4	109.4	3.4	3.9	3.5	4.0	3.4	4.4	18	20	20	25
A 50 3_118.0	118.0	3.3	3.8	3.4	4.0	3.3	4.3	—	—	—	—
A 50 3_129.7	129.7	3.3	3.8	3.4	4.0	3.3	4.3	—	—	—	—
A 50 3_140.6	140.6	3.2	3.7	3.2	3.7	3.2	4.2	—	—	—	—
A 50 3_154.6	154.6	3.2	3.7	3.2	3.7	3.2	4.2	—	—	—	—
A 50 3_173.4	173.4	3.1	3.6	3.1	3.6	3.0	4.0	—	—	—	—
A 50 3_190.6	190.6	3.0	3.5	3.1	3.6	3.0	4.0	—	—	—	—

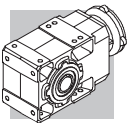
For the values of the moment of inertia of 4-stage gearboxes, please contact our Technical Service department.




A 55

	i	J ($\cdot 10^{-4}$) [kgm ²]											
			 IEC										
			63	71	80	90	100	112	132	160	180		
A 55 2_4.9	4.9	61	—	—	—	—	—	—	—	77	123	120	70
A 55 2_6.4	6.4	41	—	—	—	—	—	—	—	57	103	100	50
A 55 2_8.5	8.5	26	—	—	—	—	—	—	—	42	88	85	35
A 55 2_10.4	10.4	19	—	—	—	—	—	—	—	35	81	78	28
A 55 2_13.1	13.1	12	—	—	14	14	17	17	28	28	74	72	21
A 55 2_15.7	15.7	8.9	—	—	11	11	14	14	25	25	71	68	18
A 55 2_19.2	19.2	6.2	—	—	8.6	8.5	11	11	23	23	68	66	15
A 55 3_23.8	23.8	11	—	—	13	13	16	16	27	27	73	70	20
A 55 3_29.9	29.9	7.9	—	—	10	10	13	13	24	24	70	67	17
A 55 3_40.3	40.3	5.3	—	—	7.8	7.6	10	10	22	22	68	65	14
A 55 3_51.0	51.0	3.6	—	—	6.0	5.9	8.6	8.6	20	20	66	63	13
A 55 3_64.3	64.3	2.6	3.1	3.0	5.1	5.0	7.7	7.7	19	19	65	62	12
A 55 3_79.5	79.5	2.0	2.4	2.4	4.5	4.4	7.1	7.1	18	18	64	62	11
A 55 3_101.4	101.4	1.3	1.8	1.8	3.8	3.7	6.5	6.5	18	18	64	61	10
A 55 3_123.9	123.9	1.0	1.5	1.5	3.6	3.4	6.2	6.2	17	17	63	61	10
A 55 3_132.7	132.7	0.71	1.4	1.4	3.5	3.3	6.1	6.1	—	—	—	—	9.5
A 55 3_146.8	146.8	0.66	1.4	1.4	3.4	3.3	6.0	6.0	—	—	—	—	9.4
A 55 3_160.4	160.4	0.58	1.3	1.3	3.3	3.2	6.0	6.0	—	—	—	—	9.4
A 55 3_175.0	175.0	0.50	1.2	1.2	3.3	3.1	5.9	5.9	—	—	—	—	9.3
A 55 3_194.2	194.2	0.43	1.2	1.2	3.2	3.1	5.8	5.8	—	—	—	—	9.2

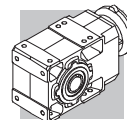
For the values of the moment of inertia of 4-stage gearboxes, please contact our Technical Service department.





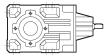
A 55

		J ($\cdot 10^{-4}$) [kgm ²]									
		 SERVO									
	i	80B 95A		80C 95B 110A		95C 110B 130A		130B 180A		180B	
		SK	SC	SK	SC	SK	SC	SK	SC	SK	SC
A 55 2_4.9	4.9	—	—	—	—	—	—	78	80	77	82
A 55 2_6.4	6.4	—	—	—	—	—	—	58	60	57	62
A 55 2_8.5	8.5	—	—	—	—	—	—	43	45	42	47
A 55 2_10.4	10.4	—	—	—	—	—	—	36	38	35	40
A 55 2_13.1	13.1	—	—	14	15	14	15	29	31	28	33
A 55 2_15.7	15.7	—	—	11	12	11	12	26	28	25	30
A 55 2_19.2	19.2	—	—	8.6	9.1	8.5	9.5	23	26	23	28
A 55 3_23.8	23.8	—	—	13	14	13	14	28	30	27	32
A 55 3_29.9	29.9	—	—	10	11	10	11	25	27	24	29
A 55 3_40.3	40.3	—	—	7.8	8.3	7.6	8.6	22	25	22	27
A 55 3_51.0	51.0	—	—	6.0	6.5	5.9	6.9	21	23	20	25
A 55 3_64.3	64.3	5.4	5.9	5.1	5.6	5.0	6.0	20	22	19	24
A 55 3_79.5	79.5	4.8	5.3	4.5	5.0	4.4	5.4	19	21	18	23
A 55 3_101.4	101.4	4.1	4.6	3.8	4.3	3.7	4.7	18	21	18	23
A 55 3_123.9	123.9	3.8	4.3	3.6	4.1	3.4	4.4	18	20	17	22
A 55 3_132.7	132.7	3.5	4.0	3.5	4.0	3.3	4.3	—	—	—	—
A 55 3_146.8	146.8	3.5	3.9	3.4	3.9	3.3	4.3	—	—	—	—
A 55 3_160.4	160.4	3.4	3.8	3.3	3.8	3.2	4.2	—	—	—	—
A 55 3_175.0	175.0	3.3	3.8	3.3	3.8	3.1	4.1	—	—	—	—
A 55 3_194.2	194.2	3.3	3.7	3.2	3.7	3.1	4.1	—	—	—	—

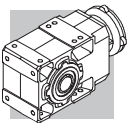
For the values of the moment of inertia of 4-stage gearboxes, please contact our Technical Service department.



A 60

	i	J (•10 ⁻⁴) [kgm ²]											
			 IEC										
			63	71	80	90	100	112	132	160	180		
A 60 2_7.9	7.9	36	—	—	—	—	—	—	—	54	114	112	57
A 60 2_10.3	10.3	23	—	—	25	25	27	27	41	101	99	99	44
A 60 2_12.7	12.7	16	—	—	19	19	20	20	35	94	92	92	37
A 60 2_16.7	16.7	9.4	—	—	12	12	14	14	28	88	85	85	30
A 60 2_20.6	20.6	6.7	—	—	9.6	9.5	11	11	26	85	83	83	28
A 60 3_25.7	25.7	14	—	—	17	17	18	18	33	92	90	90	35
A 60 3_27.9	27.9	14	—	—	17	17	18	18	33	92	90	90	35
A 60 3_31.7	31.7	10	—	—	13	13	15	15	29	89	86	86	31
A 60 3_34.3	34.3	10	—	—	13	13	14	14	29	89	86	86	31
A 60 3_41.7	41.7	6.1	—	—	9.0	8.9	10	10	25	84	82	82	27
A 60 3_45.2	45.2	6.1	—	—	8.9	8.9	10	10	25	84	82	82	27
A 60 3_51.3	51.3	5.0	—	—	7.4	7.4	8.7	8.7	24	83	81	81	26
A 60 3_55.6	55.6	4.5	—	—	7.4	7.3	8.6	8.6	23	83	81	81	26
A 60 3_65.0	65.0	3.2	4.7	4.6	6.1	6.0	7.3	7.3	22	82	79	79	24
A 60 3_70.4	70.4	3.2	4.7	4.6	6.1	6.0	7.3	7.3	22	81	79	79	24
A 60 3_79.7	79.7	2.1	3.6	3.5	5.0	4.9	6.2	6.2	21	80	78	78	23
A 60 3_86.4	86.4	2.1	3.6	3.5	5.0	4.9	6.2	6.2	21	80	78	78	23
A 60 3_99.5	99.5	2.0	3.5	3.4	4.3	4.3	5.6	5.6	20	80	78	78	23
A 60 3_107.8	107.8	1.5	3.0	2.9	4.3	4.3	5.6	5.6	20	80	78	78	22
A 60 3_123.0	123.0	1.1	2.6	2.5	4.0	3.9	5.2	5.2	20	79	77	77	22
A 60 3_133.3	133.3	1.1	2.6	2.5	3.9	3.9	5.2	5.2	20	79	77	77	22
A 60 3_144.0	144.0	0.80	2.3	2.2	3.7	3.6	5.0	5.0	—	—	—	—	22
A 60 3_156.0	156.0	0.80	2.3	2.2	3.7	3.6	5.0	5.0	—	—	—	—	22
A 60 3_171.5	171.5	0.60	2.1	2.0	3.5	3.4	4.7	4.7	—	—	—	—	22
A 60 3_185.8	185.8	0.60	2.1	2.0	3.5	3.4	4.7	4.7	—	—	—	—	22

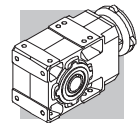
For the values of the moment of inertia of 4-stage gearboxes, please contact our Technical Service department.





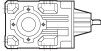
A 60

		J ($\cdot 10^{-4}$) [kgm ²]									
		SERVO									
	i	95A		80C 95B 110A		95C 110B 130A		130B 180A		180B	
		SK	SC	SK	SC	SK	SC	SK	SC	SK	SC
A 60 2_7.9	7.9	—	—	—	—	—	—	53	55	54	59
A 60 2_10.3	10.3	—	—	25	26	25	26	40	42	41	46
A 60 2_12.7	12.7	—	—	19	20	19	20	33	35	35	40
A 60 2_16.7	16.7	—	—	12	13	12	13	26	29	28	33
A 60 2_20.6	20.6	—	—	9.6	10	9.5	10	24	26	26	31
A 60 3_25.7	25.7	—	—	17	18	17	18	31	33	33	38
A 60 3_27.9	27.9	—	—	17	18	17	18	31	33	33	38
A 60 3_31.7	31.7	—	—	13	14	13	14	27	29	29	34
A 60 3_34.3	34.3	—	—	13	14	13	14	27	29	29	34
A 60 3_41.7	41.7	—	—	9.0	9.5	8.9	9.9	23	26	25	30
A 60 3_45.2	45.2	—	—	8.9	9.4	8.9	9.9	23	26	25	30
A 60 3_51.3	51.3	—	—	7.4	7.9	7.4	8.4	22	24	24	29
A 60 3_55.6	55.6	—	—	7.4	7.9	7.3	8.3	21	24	23	28
A 60 3_65.0	65.0	6.0	6.5	6.1	6.6	6.0	7.0	20	23	22	27
A 60 3_70.4	70.4	6.0	6.5	6.1	6.6	6.0	7.0	20	23	22	27
A 60 3_79.7	79.7	4.9	5.4	5.0	5.5	4.9	5.9	19	22	21	26
A 60 3_86.4	86.4	4.9	5.4	5.0	5.5	4.9	5.9	19	22	21	26
A 60 3_99.5	99.5	4.8	5.3	4.3	4.8	4.3	5.3	19	21	20	25
A 60 3_107.8	107.8	4.3	4.8	4.3	4.8	4.3	5.3	18	21	20	25
A 60 3_123.0	123.0	3.9	4.4	4.0	4.5	3.9	4.9	18	21	20	25
A 60 3_133.3	133.3	3.9	4.4	3.9	4.4	3.9	4.9	18	21	20	25
A 60 3_144.0	144.0	3.6	4.1	3.7	4.2	3.6	4.6	—	—	—	—
A 60 3_156.0	156.0	3.6	4.1	3.7	4.2	3.6	4.6	—	—	—	—
A 60 3_171.5	171.5	3.4	3.9	3.5	4.0	3.4	4.4	—	—	—	—
A 60 3_185.8	185.8	3.4	3.9	3.5	4.0	3.4	4.4	—	—	—	—

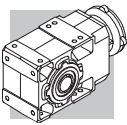
For the values of the moment of inertia of 4-stage gearboxes, please contact our Technical Service department.





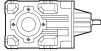
A 70

	i	J (•10 ⁻⁴) [kgm ²]											
			 IEC										
			80	90	100	112	132	160	180	200	225	250	
A 70 3_9.4	9.4	—	—	—	—	—	—	187	185	194	—	—	150
A 70 3_10.2	10.2	—	—	—	—	—	—	183	180	190	—	—	146
A 70 3_12.1	12.1	—	—	—	—	—	—	150	148	157	—	—	113
A 70 3_13.1	13.1	—	—	—	—	—	—	147	145	154	—	—	111
A 70 3_15.4	15.4	45	—	—	—	—	64	124	121	161	—	—	87
A 70 3_16.7	16.7	44	—	—	—	—	63	122	120	129	—	—	85
A 70 3_19.7	19.7	30	—	—	—	—	49	109	107	—	—	—	72
A 70 3_21.3	21.3	29	—	—	—	—	48	108	106	—	—	—	71
A 70 3_23.5	23.5	—	—	—	—	—	—	116	114	123	—	—	79
A 70 3_27.8	27.8	—	—	—	—	—	—	118	116	125	—	—	81
A 70 3_30.1	30.1	—	—	—	—	—	—	117	115	124	—	—	81
A 70 3_35.4	35.4	26	—	—	—	—	45	104	102	111	—	—	67
A 70 3_38.4	38.4	25	—	—	—	—	44	104	101	111	—	—	67
A 70 3_45.2	45.2	18	—	—	—	—	37	97	94	—	—	—	59
A 70 3_49.0	49.0	18	—	—	—	—	37	96	94	—	—	—	59
A 70 3_53.2	53.2	15	—	—	—	—	34	93	91	—	—	—	56
A 70 3_57.7	57.7	15	—	—	—	—	34	93	91	—	—	—	56
A 70 3_66.9	66.9	9.7	12	12	13	13	29	88	86	—	—	—	51
A 70 3_72.5	72.5	9.6	12	12	13	13	28	88	86	—	—	—	51
A 70 3_79.3	79.3	6.8	9.4	9.3	11	11	26	85	83	—	—	—	48
A 70 3_85.9	85.9	6.7	9.3	9.3	11	11	26	85	83	—	—	—	48
A 70 3_96.2	96.2	5.4	8.2	8.2	9.4	9.4	24	84	82	—	—	—	47
A 70 3_104.2	104.2	5.4	8.2	8.1	9.4	9.4	24	84	81	—	—	—	47
A 70 3_120.6	120.6	3.4	6.2	6.2	7.5	7.5	22	82	79	—	—	—	45
A 70 3_130.7	130.7	3.4	6.2	6.2	7.4	7.4	22	82	79	—	—	—	45
A 70 3_141.9	141.9	2.4	5.3	5.2	6.5	6.5	21	81	78	—	—	—	44
A 70 3_153.7	153.7	2.4	5.2	5.2	6.5	6.5	21	81	78	—	—	—	44

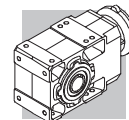
For the values of the moment of inertia of 4-stage gearboxes, please contact our Technical Service department.





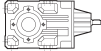
A 80

	i	J (•10 ⁻⁴) [kgm ²]											
			 IEC										
		80	90	100	112	132	160	180	200	225	250		
A 80 3_9.8	9.8	—	—	—	—	—	—	—	320	333	611	—	286
A 80 3_10.7	10.7	—	—	—	—	—	—	—	309	323	601	—	276
A 80 3_12.3	12.3	—	—	—	—	—	—	239	239	253	531	—	205
A 80 3_13.3	13.3	—	—	—	—	—	—	232	233	246	524	—	199
A 80 3_15.5	15.5	—	—	—	—	—	—	187	185	194	478	—	150
A 80 3_16.7	16.7	—	—	—	—	—	—	183	180	190	474	—	150
A 80 3_19.3	19.3	69	—	—	—	—	88	147	145	154	440	—	111
A 80 3_20.9	20.9	66	—	—	—	—	85	145	142	152	437	—	108
A 80 3_22.6	22.6	—	—	—	—	—	—	—	205	219	496	—	171
A 80 3_24.5	24.5	—	—	—	—	—	—	—	203	217	494	—	169
A 80 3_28.2	28.2	—	—	—	—	—	—	165	166	179	457	—	132
A 80 3_30.6	30.6	—	—	—	—	—	—	164	164	178	456	—	130
A 80 3_35.5	35.5	—	—	—	—	—	—	140	138	147	432	—	104
A 80 3_38.5	38.5	—	—	—	—	—	—	140	137	147	431	—	103
A 80 3_44.5	44.5	39	—	—	—	—	58	118	115	125	410	—	81
A 80 3_48.2	48.2	39	—	—	—	—	58	117	115	124	410	—	90
A 80 3_55.2	55.2	29	—	—	—	—	48	108	105	136	399	—	70
A 80 3_59.8	59.8	29	—	—	—	—	48	107	105	136	399	—	70
A 80 3_66.8	66.8	22	—	—	—	—	41	101	98	128	391	—	63
A 80 3_72.4	72.4	22	—	—	—	—	41	100	98	128	391	—	63
A 80 3_82.3	82.3	15	17	17	18	18	34	94	91	120	384	—	56
A 80 3_89.2	89.2	15	17	17	18	18	34	93	91	120	386	—	56
A 80 3_96.0	96.0	14	16	16	17	17	32	92	90	119	382	—	55
A 80 3_104.0	104.0	13	16	16	17	17	32	92	89	119	382	—	55
A 80 3_116.0	116.0	9.1	12	12	13	13	28	87	85	—	—	—	50
A 80 3_125.6	125.6	9.1	12	12	13	13	28	87	85	—	—	—	50
A 80 3_144.7	144.7	5.4	8.3	8.2	10	10	24	84	82	—	—	—	47
A 80 3_156.8	156.8	5.4	3.0	2.9	4.2	4.2	19	78	76	—	—	—	41

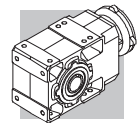
For the values of the moment of inertia of 4-stage gearboxes, please contact our Technical Service department.



A 90

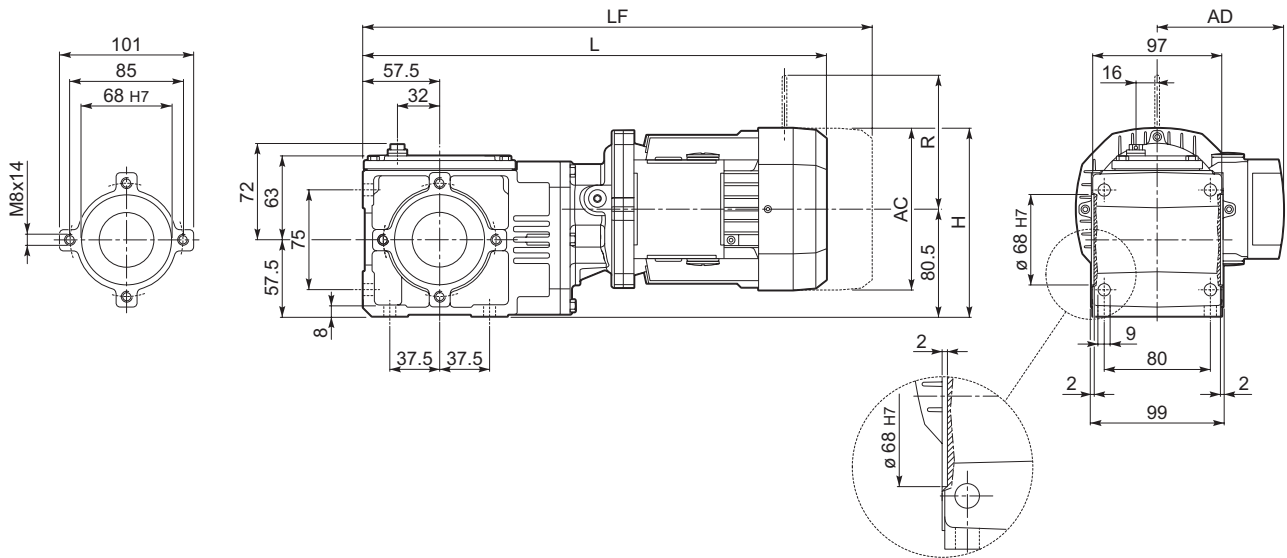
	i	J ($\cdot 10^{-4}$) [kgm ²]											
			 IEC										
			80	90	100	112	132	160	180	200	225	250	
A 90 3_9.7	9.7	—	—	—	—	—	—	—	597	611	889	918	898
A 90 3_10.5	10.5	—	—	—	—	—	—	—	575	589	867	896	876
A 90 3_12.6	12.6	—	—	—	—	—	—	—	402	416	693	723	703
A 90 3_13.7	13.7	—	—	—	—	—	—	—	389	403	681	710	690
A 90 3_15.6	15.6	—	—	—	—	—	—	—	306	319	597	627	607
A 90 3_16.9	16.9	—	—	—	—	—	—	—	297	311	589	618	598
A 90 3_19.4	19.4	—	—	—	—	—	—	236	234	243	527	559	530
A 90 3_21.0	21.0	—	—	—	—	—	—	231	228	238	522	553	524
A 90 3_22.3	22.3	—	—	—	—	—	—	—	326	340	618	647	627
A 90 3_24.1	24.1	—	—	—	—	—	—	—	322	336	614	643	623
A 90 3_29.1	29.1	—	—	—	—	—	—	—	243	257	535	564	544
A 90 3_31.5	31.5	—	—	—	—	—	—	—	241	254	532	562	542
A 90 3_35.8	35.8	—	—	—	—	—	—	—	201	215	493	522	502
A 90 3_38.8	38.8	—	—	—	—	—	—	—	200	213	491	521	500
A 90 3_44.6	44.6	—	—	—	—	—	—	169	166	176	460	491	462
A 90 3_48.3	48.3	—	—	—	—	—	—	168	165	175	459	490	461
A 90 3_55.0	55.0	66	—	—	—	—	85	144	142	151	437	468	438
A 90 3_59.6	59.6	66	—	—	—	—	84	144	141	151	436	468	437
A 90 3_68.8	68.8	48	—	—	—	—	67	126	124	154	418	449	416
A 90 3_74.5	74.5	47	—	—	—	—	66	126	123	154	417	449	416
A 90 3_80.4	80.4	43	—	—	—	—	62	121	119	149	412	443	412
A 90 3_87.1	87.1	43	—	—	—	—	62	121	119	148	412	443	412
A 90 3_98.6	98.6	28	30	30	32	32	47	106	104	134	397	428	399
A 90 3_106.8	106.8	28	30	30	31	31	47	106	104	133	397	428	399
A 90 3_116.9	116.9	23	25	25	26	26	41	101	99	128	391	423	394
A 90 3_126.6	126.6	22	25	25	26	26	41	101	98	128	391	422	394
A 90 3_139.4	139.4	15	17	17	19	19	33	93	91	—	—	—	386
A 90 3_151.0	151.0	14	3.0	3.0	4.3	4.3	19	79	76	—	—	—	372

For the values of the moment of inertia of 4-stage gearboxes, please contact our Technical Service department.



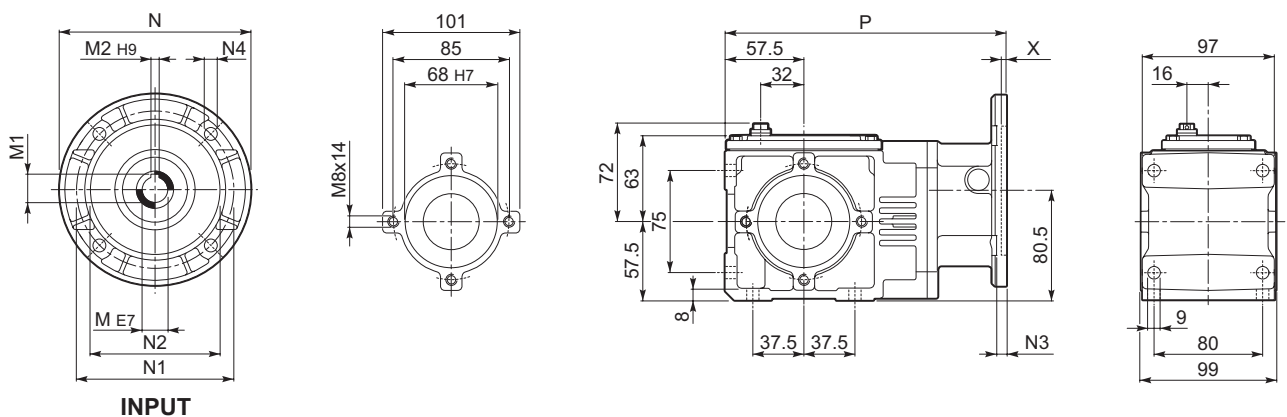
45 DIMENSIONS

A 05...M



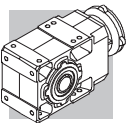
			AC	H	L	AD		M...FD M...FA		M...FD		M...FA	
								LF		R	AD	R	AD
A 05 2	S05	M05	121	141	360.5	95	7.5	426.5	9	96	122	116	95
A 05 2	S1	M1	138	149.5	389.5	108	11.5	450.5	14	103	135	124	108
A 05 2	S2	M2S	156	158.5	418.5	119	15.5	488.5	19	129	146	134	119

A 05...P(IEC)

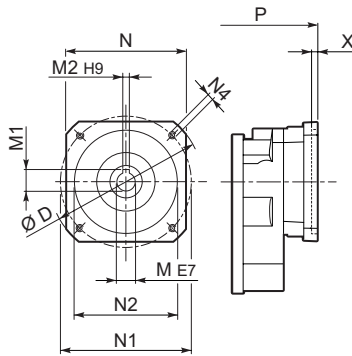
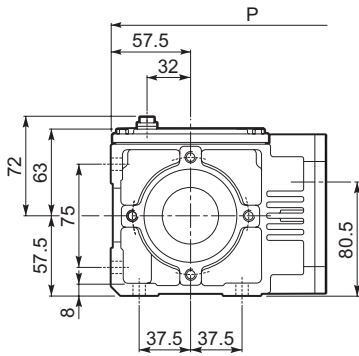


			M	M1	M2	N	N1	N2	N3	N4	X	P	
A 05 2	P63		11	12.8	4	140	115	95	7	9.5	3.5	206	5
A 05 2	P71		14	16.3	5	160	130	110	7	9.5	4	213	5
A 05 2	P80		19	20.8#	6	200	165	130	7	11.5	4	223	5.5

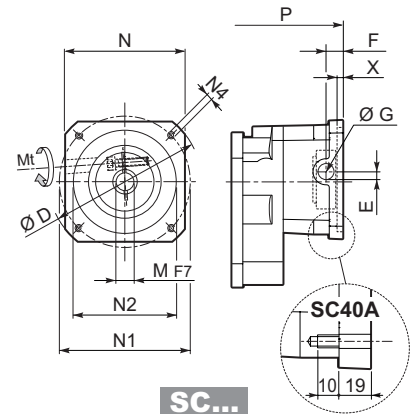
Lowered key of Bonfiglioli supply



A 05...SK / SC



SK...

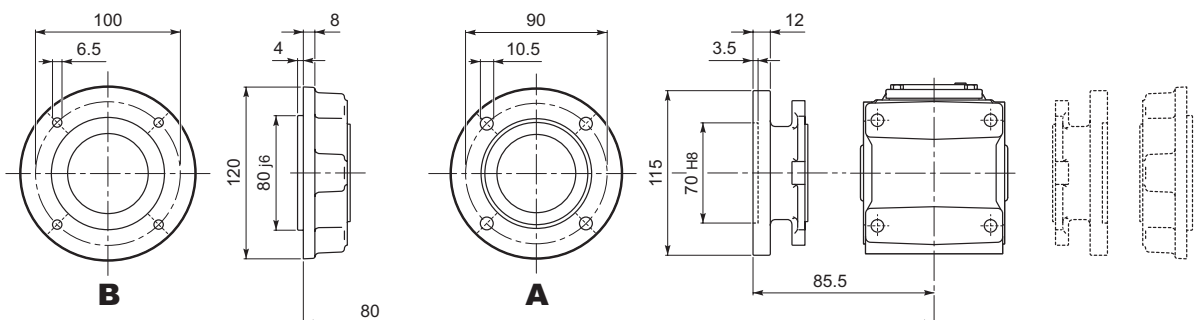


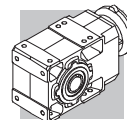
SC...

		D	M	M1	M2	N	N1	N2	N4	X	P	kg
A 05 2	SK40A	74	9	10.4	3	55	63	40	M5x10	3	207.5	5
A 05 2	SK60A	102	11	12.8	4	82	75	60	M5x10	3.5	206	5
A 05 2	SK60B	102	14	16.3	5	82	75	60	M5x10	4	213	5
A 05 2	SK80A	115	14	16.3	5	90	100	80	M6x12	4	213	5

		Mt	D	E	F	G	M	N	N1	N2	N4	X	P	kg
A 05 2	SC40A	M5 15 Nm	74	10.5	9.5	12.5	9	55	63	40	M5x10	3	226.5	6
A 05 2	SC60A	M6 15 Nm	102	7	12.5	12.5	11	82	75	60	M5x10	4	233	6
A 05 2	SC60B	M6 15 Nm	102	7	12.5	12.5	14	82	75	60	M5x10	4	233	6
A 05 2	SC80A	M6 15 Nm	115	6	12.5	12.5	14	90	100	80	M6x12	4	233	6

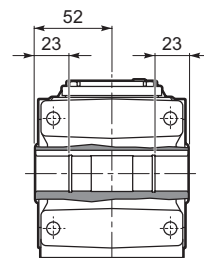
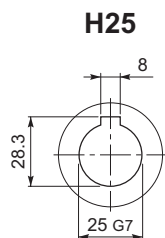
A 05...F...



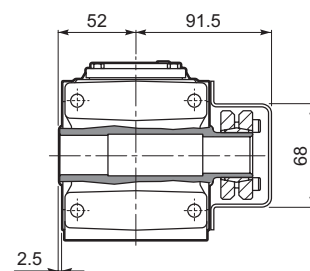
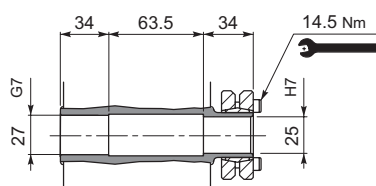


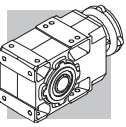
A 05

A 05...UH

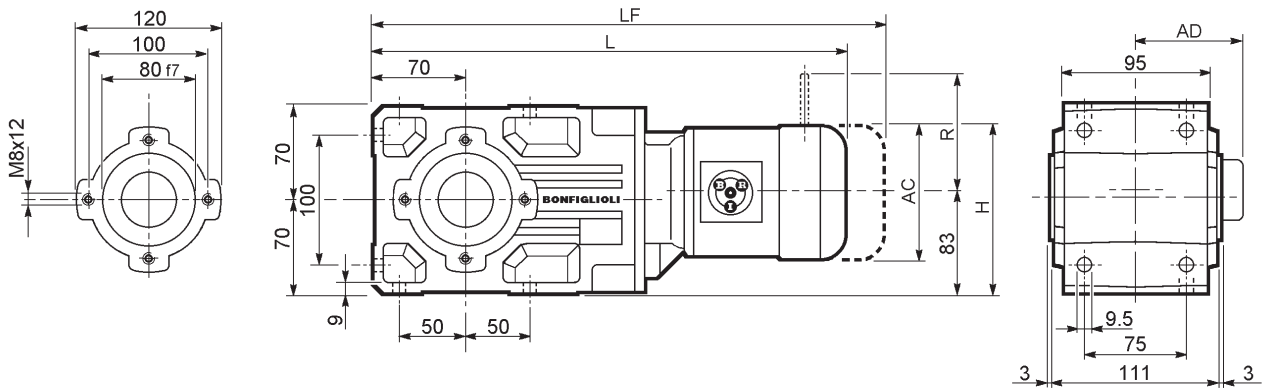


A 05...US

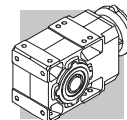




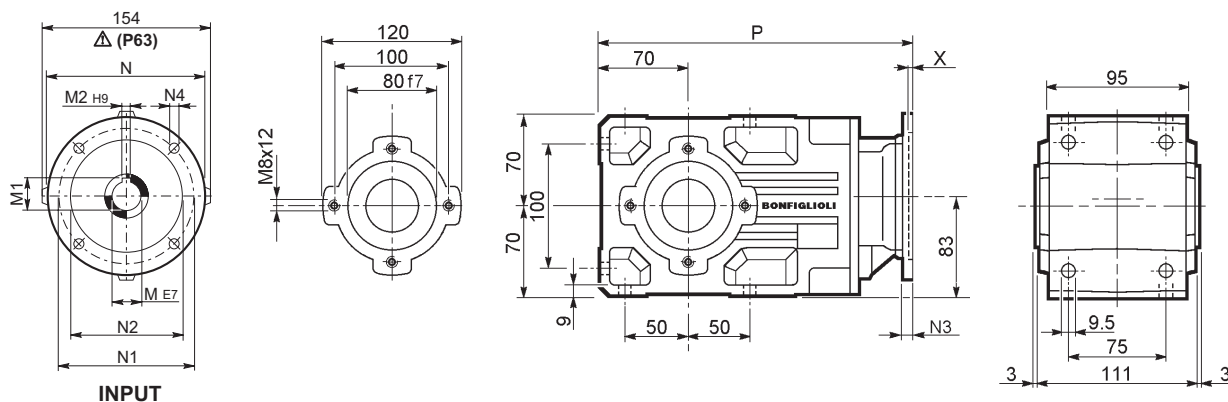
A 10...M



			AC	H	L	AD	Kg	M...FD M...FA		M...FD		M...FA	
								LF	Kg	R	AD	R	AD
A 10 2	S05	M05	121	143.5	408.5	95	12	474.5	14	96	122	116	95
A 10 2	S1	M1	138	152	437.5	108	14	498.5	17	103	135	124	108
A 10 2	S2	M2S	156	161	466.5	119	18	536.5	22	129	146	134	119
A 10 2	S3	M3S	195	180.5	509.5	142	23	605.5	30	160	158	160	142
A 10 2	S3	M3L	195	180.5	541.5	142	30	632.5	37	160	158	160	142

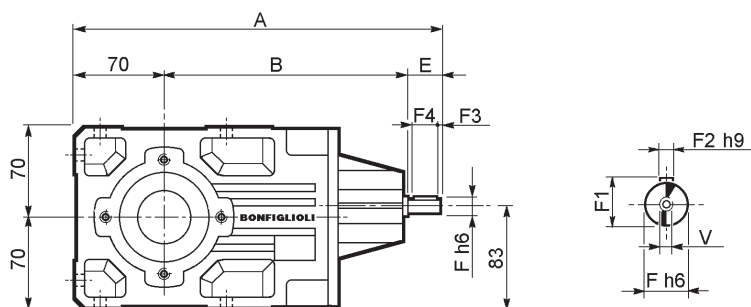


A 10...P(IEC)

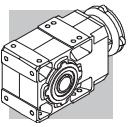


		M	M1	M2	N	N1	N2	N3	N4	X	P	Kg
		11	12.8	4	140	115	95	—	M8x10	4	282.5	8
A 10 2	P63	11	12.8	4	140	115	95	—	M8x10	4	282.5	8
A 10 2	P71	14	16.3	5	160	130	110	—	M8x10	4.5	282.5	9
A 10 2	P80	19	21.8	6	200	165	130	—	M10x12	4	302	9
A 10 2	P90	24	27.3	8	200	165	130	—	M10x12	4	302	9
A 10 2	P100	28	31.3	8	250	215	180	—	M12x16	4.5	312	13
A 10 2	P112	28	31.3	8	250	215	180	—	M12x16	4.5	312	13

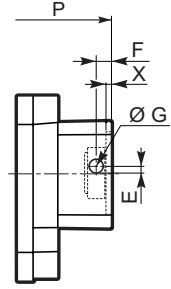
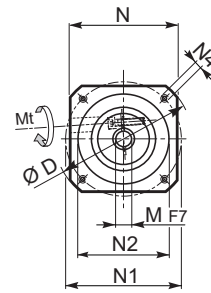
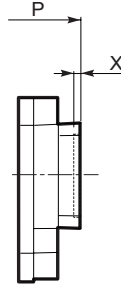
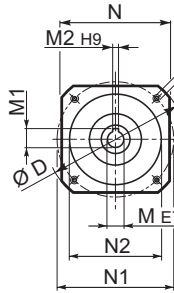
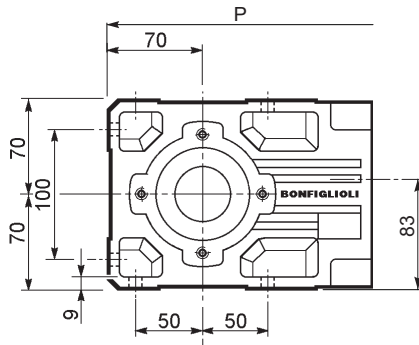
A 10...HS



		A	B	E	F	F1	F2	F3	F4	V	Kg
		289.5	179.5	40	16	18	5	2.5	35	M6x16	7.8
A 10 2	HS	289.5	179.5	40	16	18	5	2.5	35	M6x16	7.8



A 10...SK / SC



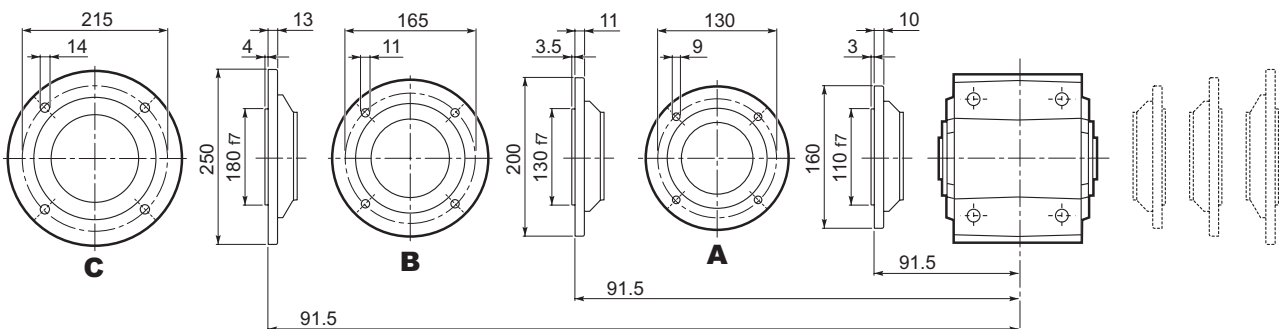
SK...

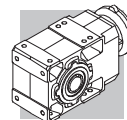
SC...

		D	M	M1	M2	N	N1	N2	N4	X	P	kg
A 10 2	SK60A	102	11	12.8	4	82	75	60	M5x10	3.5	254	8
A 10 2	SK60B	102	14	16.3	5	82	75	60	M5x10	4	261	8
A 10 2	SK80A	115	14	16.3	5	90	100	80	M6x12	4	261	8
A 10 2	SK80C	120	19	21.8	6	96	100	80	M6x12	4	302	9
A 10 2	SK95A	130	14	16.3	5	102	115	95	M8x12	4	302	9
A 10 2	SK95B	130	19	21.8	6	102	115	95	M8x12	4	302	9
A 10 2	SK95C	130	24	27.3	8	102	115	95	M8x12	4	302	9
A 10 2	SK110A	150	19	21.8	6	120	130	110	M8x12	5	302	9
A 10 2	SK110B	150	24	27.3	8	120	130	110	M8x12	5	302	9

		Mt	D	E	F	G	M	N	N1	N2	N4	X	P	kg
A 10 2	SC60A	M6 15 Nm	102	7	12.5	12.5	11	82	75	60	M5x10	4	281	9
A 10 2	SC60B	M6 15 Nm	102	7	12.5	12.5	14	82	75	60	M5x10	4	281	9
A 10 2	SC80A	M6 15 Nm	115	6	12.5	12.5	14	90	100	80	M6x12	4	281	9
A 10 2	SC80C	M6 15 Nm	120	15.5	14.5	17.75	19	96	100	80	M6x12	4	325.5	10
A 10 2	SC95A	M6 15 Nm	130	16.5	15	17.75	14	102	115	95	M8x16	4	325.5	10
A 10 2	SC95B	M6 15 Nm	130	16.5	15	17.75	19	102	115	95	M8x16	4	325.5	10
A 10 2	SC95C	M6 15 Nm	130	16.5	15	17.75	24	102	115	95	M8x16	4	325.5	10
A 10 2	SC110A	M6 15 Nm	150	16.5	16	17.75	19	120	130	110	M8x16	5	325.5	12
A 10 2	SC110B	M6 15 Nm	150	16.5	16	17.75	24	120	130	110	M8x16	5	325.5	12

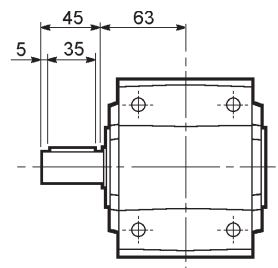
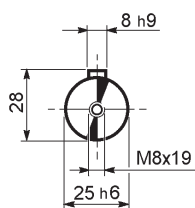
A 10...F...



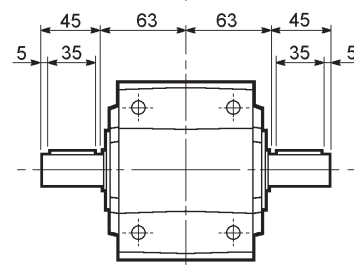
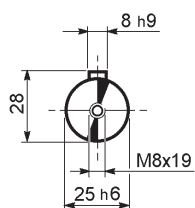


A 10

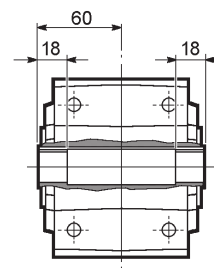
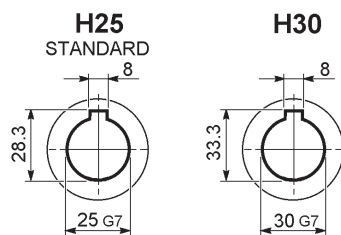
A 10...UR



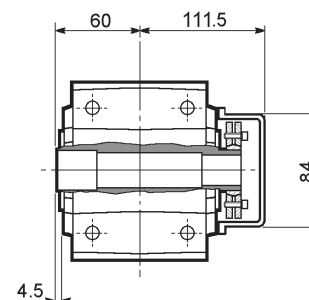
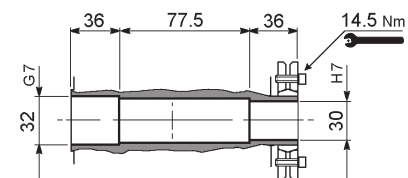
A 10...UD



A 10...UH

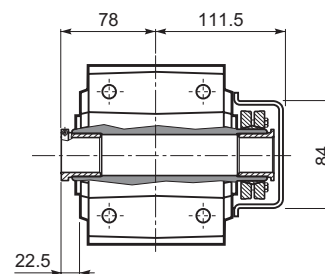
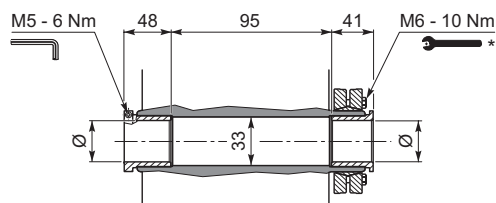


A 10...US

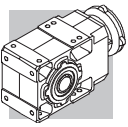


A 10...QF

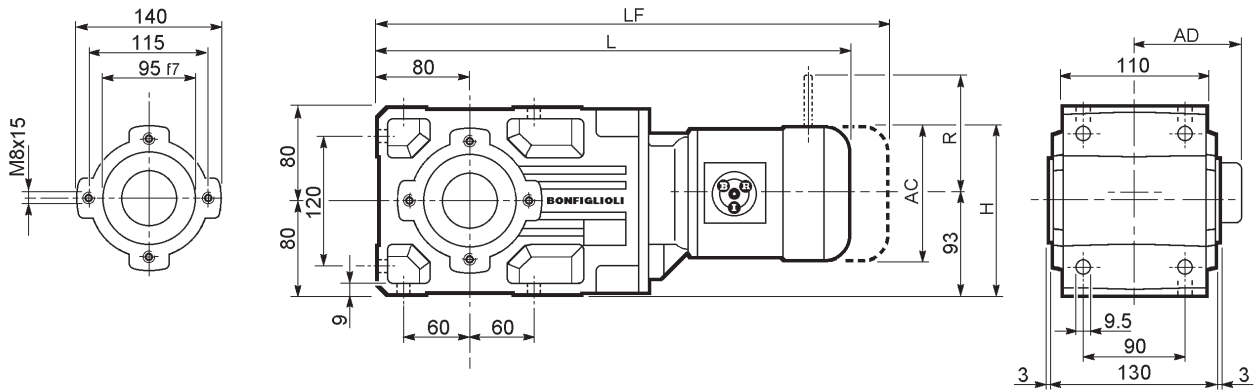
	Ø
QF25	25
QF30	30



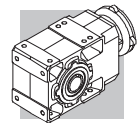
* Follow the MOUNTING INSTRUCTIONS supplied with the gearbox. supplied with the gearbox.



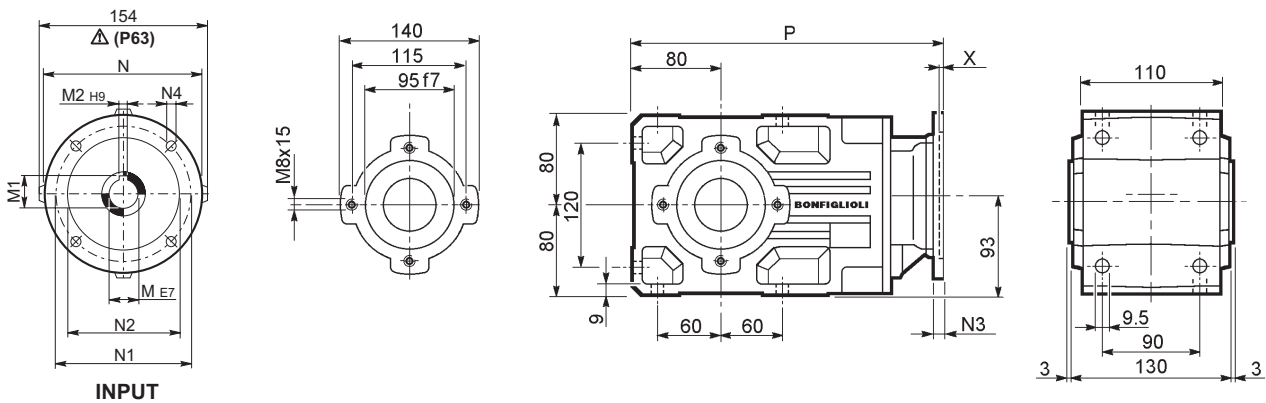
A 20...M



									M...FD M...FA		M...FD		M...FA	
			AC	H	L	AD	Kg	LF	Kg	R	AD	R	AD	
A 20 2	S05	M05	121	143.5	432	95	16	498	18	96	122	116	95	
A 20 2	S1	M1	138	152	461	108	18	522	21	103	135	124	108	
A 20 2	S2	M2S	156	161	490	119	22	560	26	129	146	134	119	
A 20 2	S3	M3S	195	180.5	533	142	27	629	34	160	158	160	142	
A 20 2	S3	M3L	195	180.5	565	142	34	656	41	160	158	160	142	
A 20 3	S05	M05	121	143.5	457.5	95	16	553.5	18	96	122	116	95	
A 20 3	S1	M1	138	152	486.5	108	19	577.5	21	103	135	124	108	
A 20 3	S2	M2S	156	161	545.5	119	23	615.5	27	129	146	134	119	
A 20 3	S3	M3S	195	180.5	588.5	142	28	684.5	35	160	158	160	142	
A 20 3	S3	M3L	195	180.5	620.5	142	35	711.5	42	160	158	160	142	

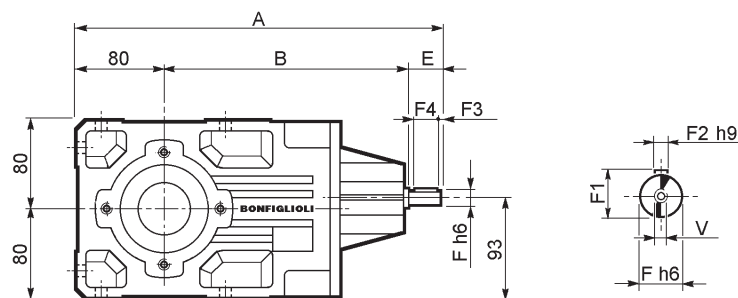


A 20...P(IEC)

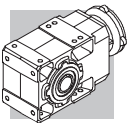


		M	M1	M2	N	N1	N2	N3	N4	X	P	Kg		
		A 20 2	P63	11	12.8	4	140	115	95	—	M8x19	4	306	12
		A 20 2	P71	14	16.3	5	160	130	110	—	M8x16	4.5	306	12
		A 20 2	P80	19	21.8	6	200	165	130	—	M10x12	4	325.5	13
		A 20 2	P90	24	27.3	8	200	165	130	—	M10x12	4	325.5	13
		A 20 2	P100	28	31.3	8	250	215	180	—	M12x16	4.5	335.5	17
		A 20 2	P112	28	31.3	8	250	215	180	—	M12x16	4.5	335.5	17
		A 20 3	P63	11	12.8	4	140	115	95	—	M8x19	4	361.5	13
		A 20 3	P71	14	16.3	5	160	130	110	—	M8x16	4.5	361.5	13
		A 20 3	P80	19	21.8	6	200	165	130	—	M10x12	4	381	14
		A 20 3	P90	24	27.3	8	200	165	130	—	M10x12	4	381	14
		A 20 3	P100	28	31.3	8	250	215	180	—	M12x16	4.5	391	18
		A 20 3	P112	28	31.3	8	250	215	180	—	M12x16	4.5	391	18

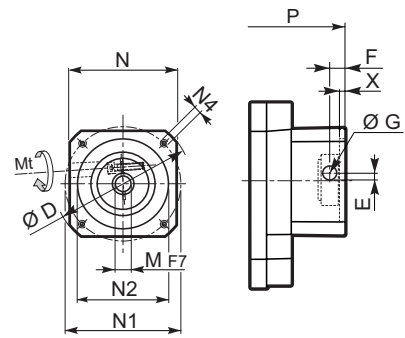
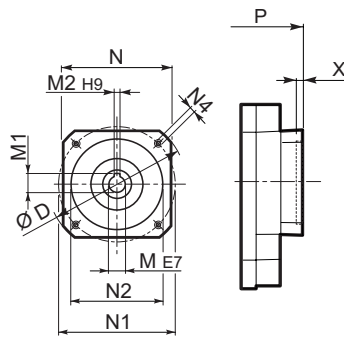
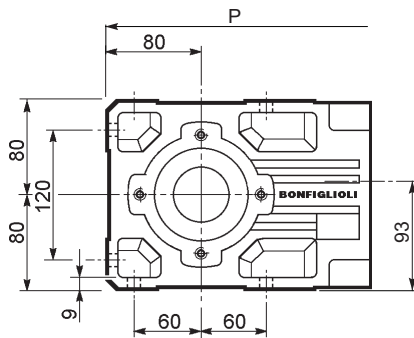
A 20...HS



		A	B	E	F	F1	F2	F3	F4	V	Kg		
		A 20 2	HS	356	236	40	19	21.5	6	2.5	35	M6x16	11.9
		A 20 3	HS	368.5	248.5	40	16	18	5	2.5	35	M6x16	12.2



A 20...SK / SC



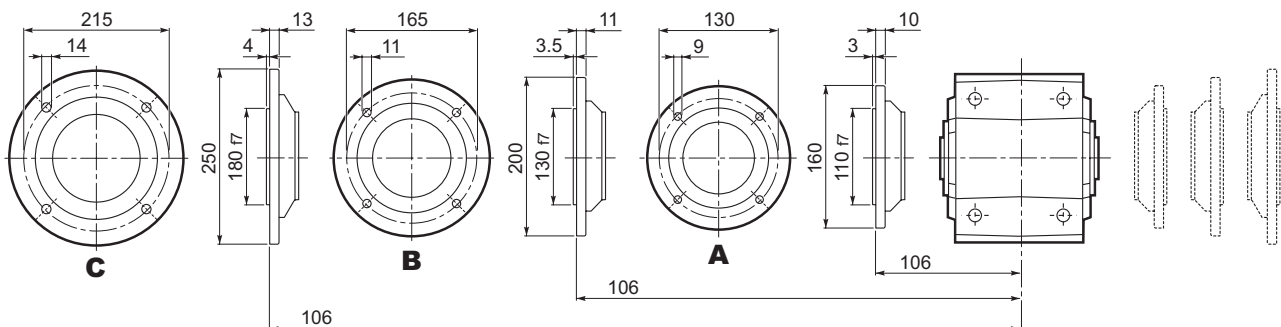
SK...

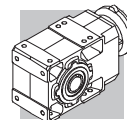
SC...

		D	M	M1	M2	N	N1	N2	N4	X	P		Kg
											2x	3x	
A 20 2/3	SK60A	102	11	12.8	4	82	75	60	M5x10	3.5	277.5	333	11/12
A 20 2/3	SK60B	102	14	16.3	5	82	75	60	M5x10	4	284.5	340	12/13
A 20 2/3	SK80A	115	14	16.3	5	90	100	80	M6x12	4	284.5	340	12/13
A 20 2/3	SK80C	120	19	21.8	6	96	100	80	M6x12	4	325.5	381	13/14
A 20 2/3	SK95A	130	14	16.3	5	102	115	95	M8x12	4	325.5	381	13/14
A 20 2/3	SK95B	130	19	21.8	6	102	115	95	M8x12	4	325.5	381	13/14
A 20 2/3	SK95C	130	24	27.3	8	102	115	95	M8x12	4	325.5	381	13/14
A 20 2/3	SK110A	150	19	21.8	6	120	130	110	M8x12	5	325.5	381	13/14
A 20 2/3	SK110B	150	24	27.3	8	120	130	110	M8x12	5	325.5	381	13/14

		Mt	D	E	F	G	M	N	N1	N2	N4	X	P		Kg
													2x	3x	
A 20 2/3	SC60A	M6 15 Nm	102	7	12.5	12.5	11	82	75	60	M5x10	4	304.5	360	12/13
A 20 2/3	SC60B	M6 15 Nm	102	7	12.5	12.5	14	82	75	60	M5x10	4	304.5	360	13/14
A 20 2/3	SC80A	M6 15 Nm	115	6	12.5	12.5	14	90	100	80	M6x12	4	304.5	360	13/14
A 20 2/3	SC80C	M6 15 Nm	120	15.5	14.5	17.75	19	96	100	80	M6x12	4	349	404.5	14/15
A 20 2/3	SC95A	M6 15 Nm	130	16.5	15	17.75	14	102	115	95	M8x16	4	349	404.5	14/15
A 20 2/3	SC95B	M6 15 Nm	130	16.5	15	17.75	19	102	115	95	M8x16	4	349	404.5	14/15
A 20 2/3	SC95C	M6 15 Nm	130	16.5	15	17.75	24	102	115	95	M8x16	4	349	404.5	14/15
A 20 2/3	SC110A	M6 15 Nm	150	16.5	16	17.75	19	120	130	110	M8x16	5	349	404.5	15/16
A 20 2/3	SC110B	M6 15 Nm	150	16.5	16	17.75	24	120	130	110	M8x16	5	349	404.5	15/16

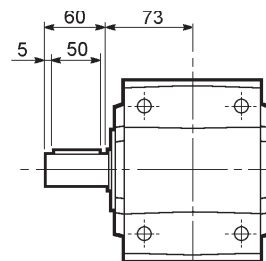
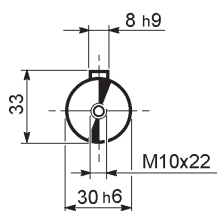
A 20...F...



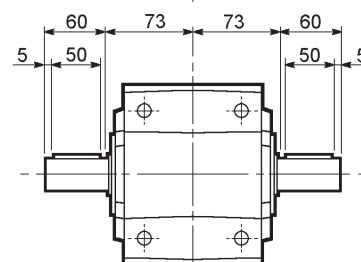
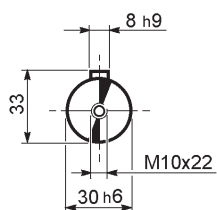


A 20

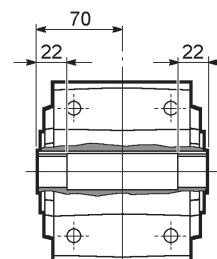
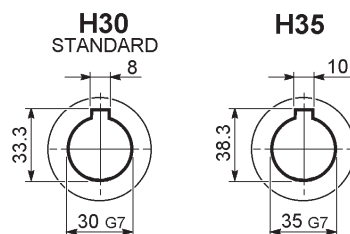
A 20...UR



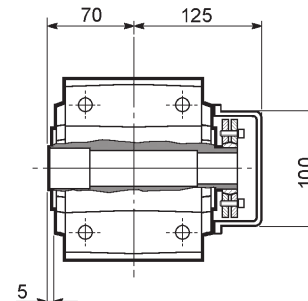
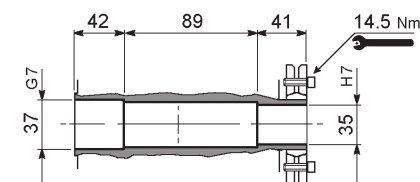
A 20...UD



A 20...UH

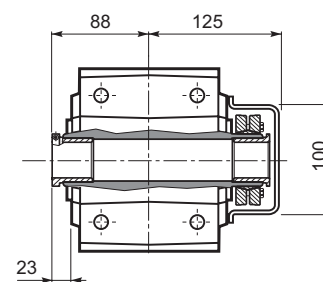
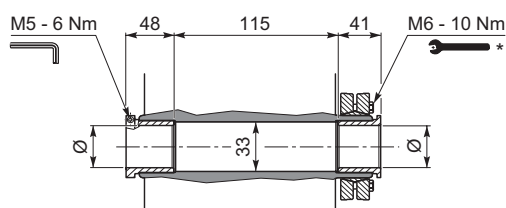


A 20...US

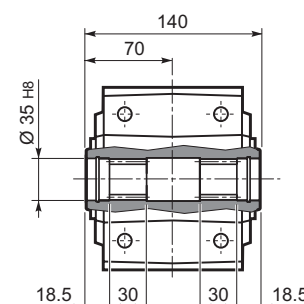


A 20...QF

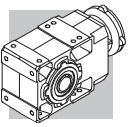
	Ø
QF25	25
QF30	30



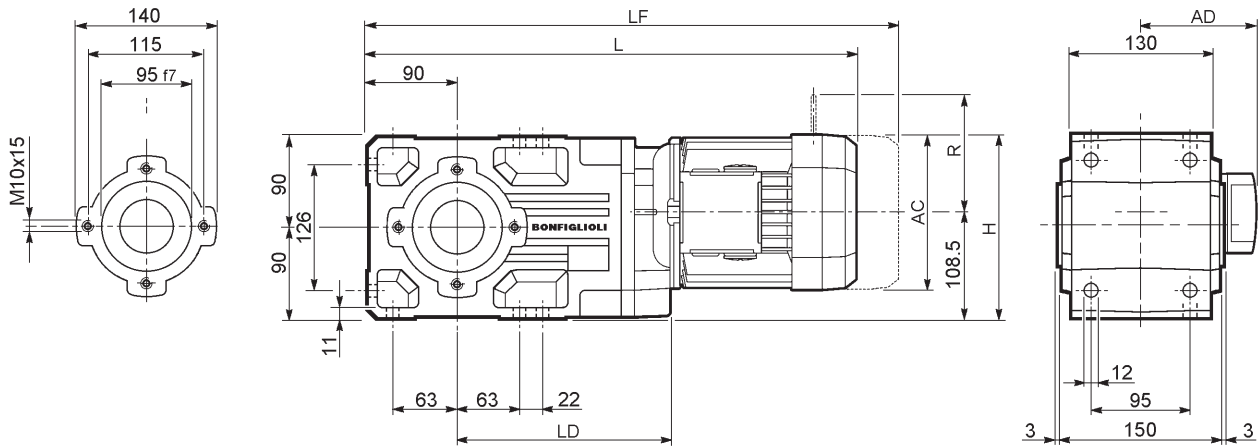
A 20...UV



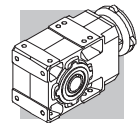
* Follow the MOUNTING INSTRUCTIONS supplied with the gearbox.



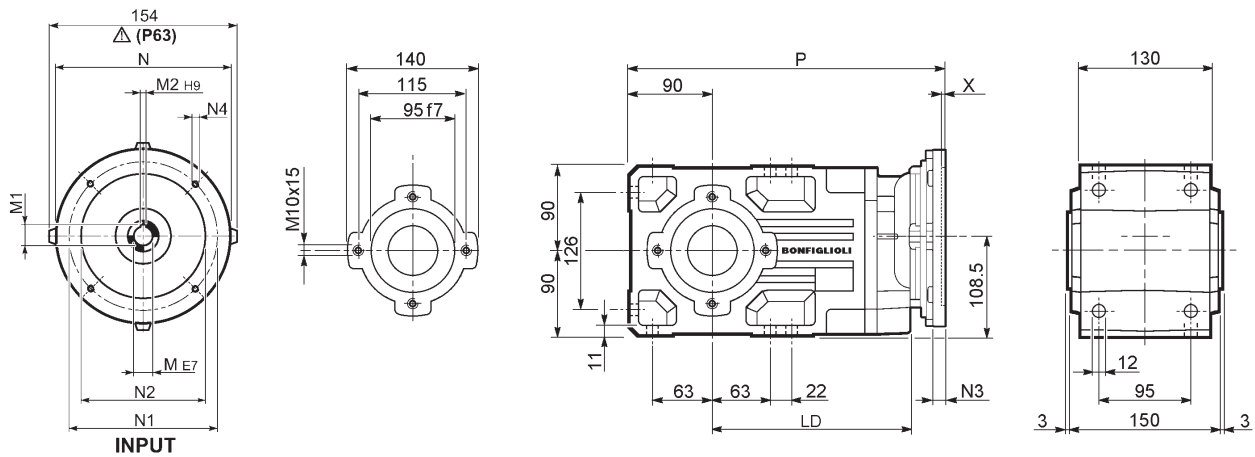
A 30...M



			AC	H	L	LD	AD	Kg	M...FD M...FA		M...FD		M...FA	
									LF	Kg	R	AD	R	AD
A 30 2	S1	M1	138	177.5	488	201	108	22	549	24	103	135	124	108
A 30 2	S2	M2S	156	186.5	517	213	119	25	587	29	129	146	134	119
A 30 2	S3	M3S	195	206	560	223	142	30	656	38	160	158	160	142
A 30 2	S3	M3L	195	206	592	223	142	38	683	45	160	158	160	142
A 30 3	S05	M05	121	169	516.5	—	95	21	582.5	22	96	122	116	95
A 30 3	S1	M1	138	177.5	545.5	—	108	23	606.5	26	103	135	124	108
A 30 3	S2	M2S	156	186.5	574.5	—	119	25	644.5	29	129	146	134	119
A 30 3	S3	M3S	195	206	617.5	—	142	30	713.5	38	160	158	160	142
A 30 3	S3	M3L	195	206	649.5	—	142	38	740.5	45	160	158	160	142

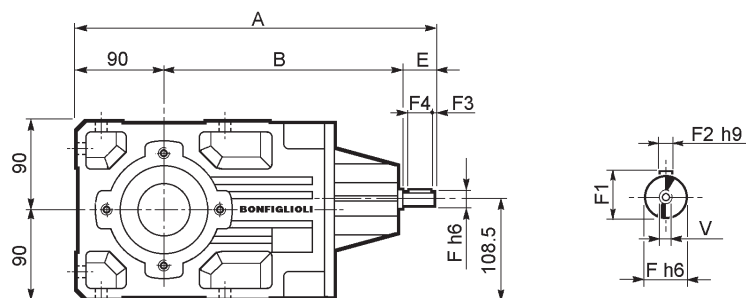


A 30...P(IEC)

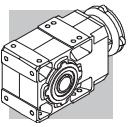


		LD	M	M1	M2	N	N1	N2	N3	N4	X	P	Kg		
		A 30 2	P63	213	11	12.8	4	140	115	95	—	M8x19	4	333	16
		A 30 2	P71	213	14	16.3	5	160	130	110	—	M8x16	4.5	333	16
		A 30 2	P80	223	19	21.8	6	200	165	130	—	M10x12	4	352.5	17
		A 30 2	P90	223	24	27.3	8	200	165	130	—	M10x12	4	352.5	17
		A 30 2	P100	223	28	31.3	8	250	215	180	—	M12x16	4.5	362.5	20
		A 30 2	P112	223	28	31.3	8	250	215	180	—	M12x16	4.5	362.5	20
		A 30 3	P63	—	11	12.8	4	140	115	95	—	M8x19	4	390.5	17
		A 30 3	P71	—	14	16.3	5	160	130	110	—	M8x16	4.5	390.5	17
		A 30 3	P80	—	19	21.8	6	200	165	130	—	M10x12	4	410	18
		A 30 3	P90	—	24	27.3	8	200	165	130	—	M10x12	4	410	18
		A 30 3	P100	—	28	31.3	8	250	215	180	—	M12x16	4.5	420	22
		A 30 3	P112	—	28	31.3	8	250	215	180	—	M12x16	4.5	420	22

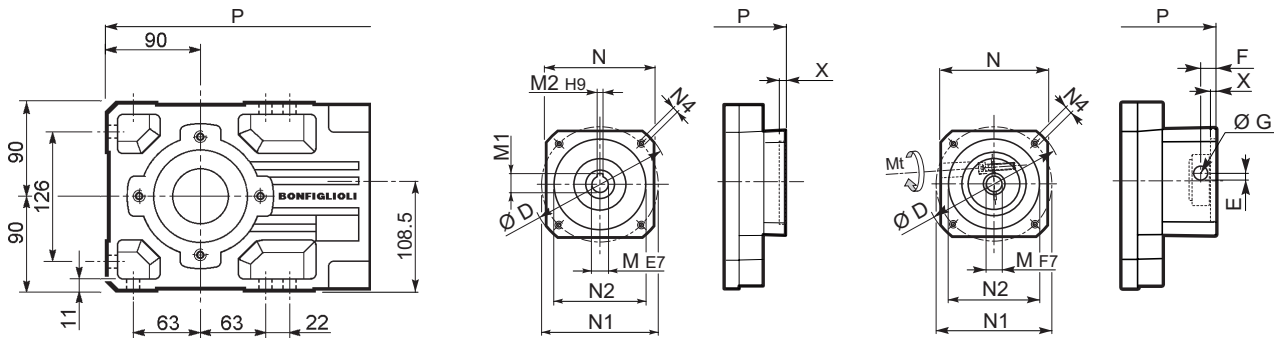
A 30...HS



		A	B	E	F	F1	F2	F3	F4	V	Kg		
		A 30 2	HS	383	253	40	19	21.5	6	2.5	35	M6x16	16.7
		A 30 3	HS	397.5	267.5	40	16	18	5	2.5	35	M6x16	16.5



A 30...SK / SC



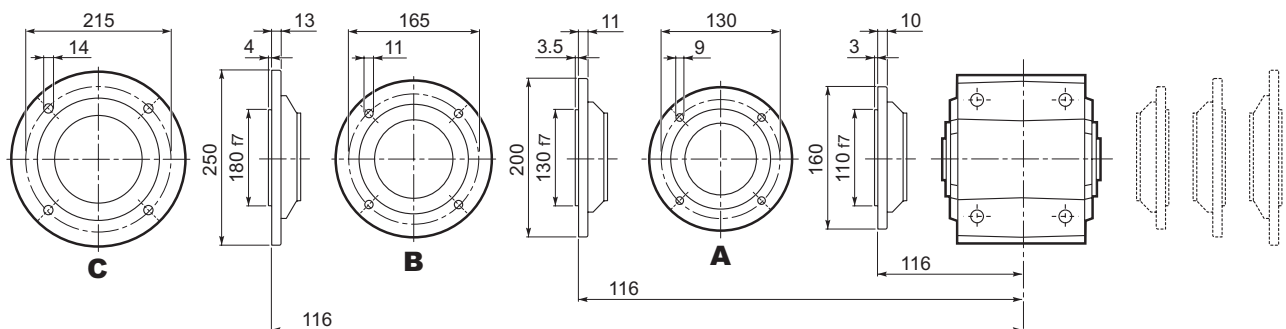
SK...

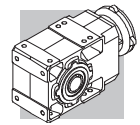
SC...

		D	M	M1	M2	N	N1	N2	N4	X	P		kg
											2x	3x	
A 30 2/3	SK60A	102	11	12.8	4	82	75	60	M5x10	3.5	304.5	362	15/16
A 30 2/3	SK60B	102	14	16.3	5	82	75	60	M5x10	4	311.5	369	16/17
A 30 2/3	SK80A	115	14	16.3	5	90	100	80	M6x12	4	311.5	369	16/17
A 30 2/3	SK80C	120	19	21.8	6	96	100	80	M6x12	4	352.5	410	17/18
A 30 2/3	SK95A	130	14	16.3	5	102	115	95	M8x12	4	352.5	410	17/18
A 30 2/3	SK95B	130	19	21.8	6	102	115	95	M8x12	4	352.5	410	17/18
A 30 2/3	SK95C	130	24	27.3	8	102	115	95	M8x12	4	352.5	410	17/18
A 30 2/3	SK110A	150	19	21.8	6	120	130	110	M8x12	5	352.5	410	17/18
A 30 2/3	SK110B	150	24	27.3	8	120	130	110	M8x12	5	352.5	410	17/18
A 30 2	SK130A	188	24	27.3	8	142	165	130	M10x20	5	352.5	—	18

		Mt	D	E	F	G	M	N	N1	N2	N4	X	P		kg
													2x	3x	
A 30 2/3	SC60A	M6 15 Nm	102	7	12.5	12.5	11	82	75	60	M5x10	4	331.5	389	16/17
A 30 2/3	SC60B	M6 15 Nm	102	7	12.5	12.5	14	82	75	60	M5x10	4	331.5	389	17/18
A 30 2/3	SC80A	M6 15 Nm	115	6	12.5	12.5	14	90	100	80	M6x12	4	331.5	389	17/18
A 30 2/3	SC80C	M6 15 Nm	120	15.5	14.5	17.75	19	96	100	80	M6x12	4	376	433.5	18/19
A 30 2/3	SC95A	M6 15 Nm	130	16.5	15	17.75	14	102	115	95	M8x16	4	376	433.5	18/19
A 30 2/3	SC95B	M6 15 Nm	130	16.5	15	17.75	19	102	115	95	M8x16	4	376	433.5	18/19
A 30 2/3	SC95C	M6 15 Nm	130	16.5	15	17.75	24	102	115	95	M8x16	4	376	433.5	18/19
A 30 2/3	SC 110A	M6 15 Nm	150	16.5	16	17.75	19	120	130	110	M8x16	5	376	433.5	19/20
A 30 2/3	SC 110B	M6 15 Nm	150	16.5	16	17.75	24	120	130	110	M8x16	5	376	433.5	19/20
A 30 2	SC 130A	M6 15 Nm	188	19	16	17.75	24	142	165	130	M10x20	5	376	—	20

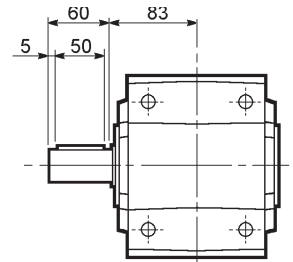
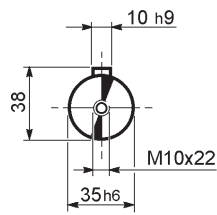
A 30...F...



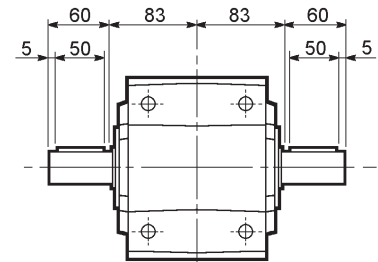
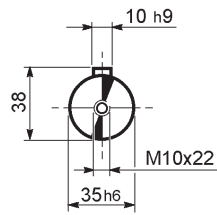


A 30

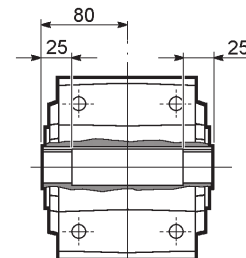
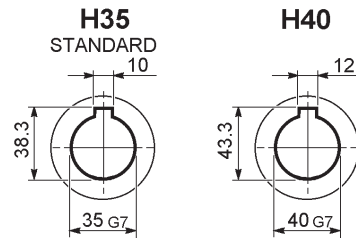
A 30...UR



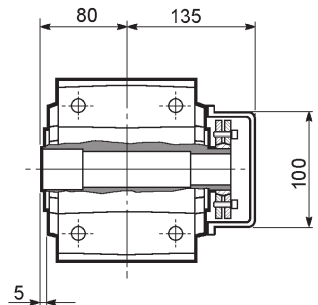
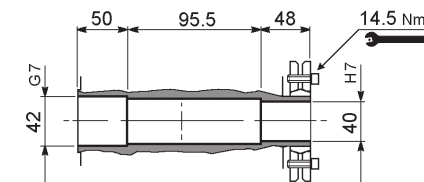
A 30...UD



A 30...UH

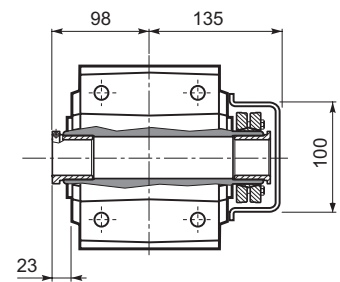
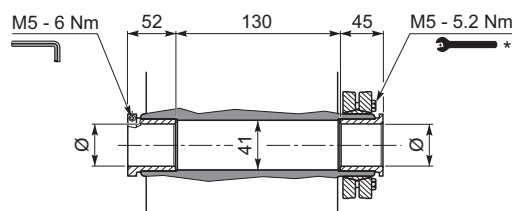


A 30...US

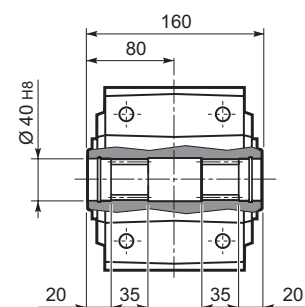


A 30...QF

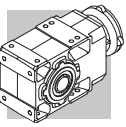
	Ø
QF35	35
QF40	40



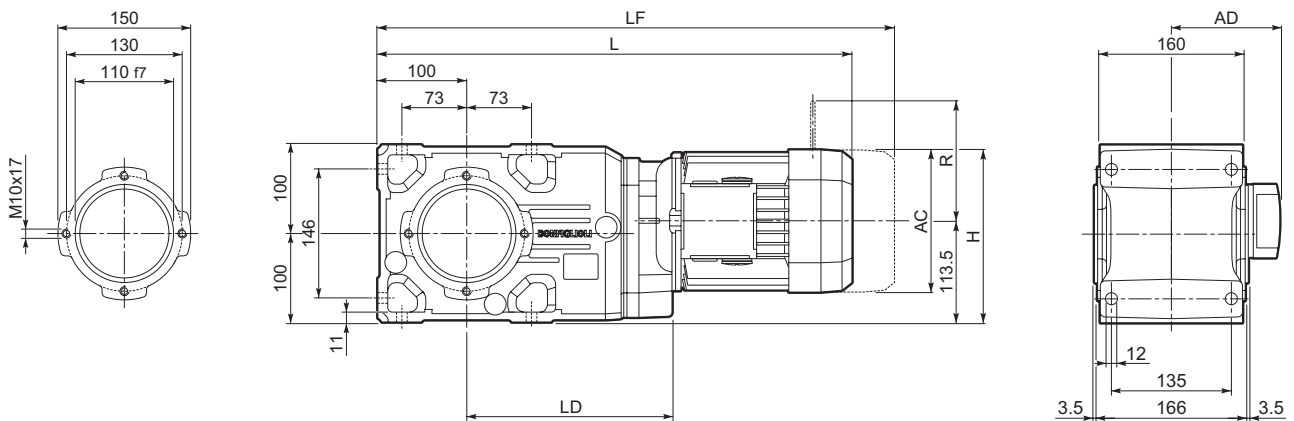
A 30...UV



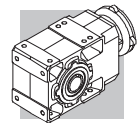
* Follow the MOUNTING INSTRUCTIONS supplied with the gearbox.



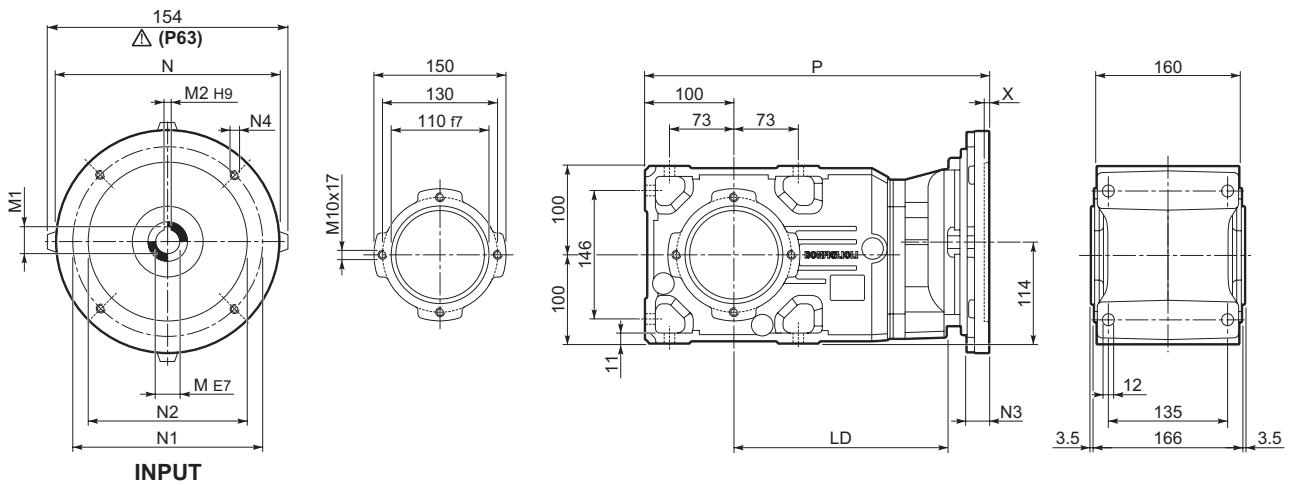
A 35...M



										M...FD M...FA		M...FD		M...FA			
			AC	H	L	LD	AD		LF		R	AD	R	AD			
			A 35 2	S1	M1	138	182.5	514.5	217.5	108	34	575.5	36	103	135	124	108
			A 35 2	S2	M2S	156	191.5	543.5	229.5	119	37	613.5	41	129	146	134	119
			A 35 2	S3	M3S	195	211	586.5	239.5	142	42	682.5	50	160	158	160	142
			A 35 2	S3	M3L	195	211	618.5	239.5	142	50	709.5	57	160	158	160	142
			A 35 2	S4	M4S	258	242.5	726.5	—	193	89	835.5	107	226	210	217	193
			A 35 2	S4	M4L	258	242.5	761.5	—	193	97	860.5	115	226	210	217	193
			A 35 3	S05	M05S	121	174	543	—	95	33	609	34	96	122	116	95
			A 35 3	S1	M1	138	182.5	572	—	108	35	633	38	103	135	124	108
			A 35 3	S2	M2S	156	191.5	601	—	119	37	671	41	129	146	134	119
			A 35 3	S3	M3S	195	211	644	—	142	42	740	50	160	158	160	142
			A 35 3	S3	M3L	195	211	676	—	142	50	767	57	160	158	160	142

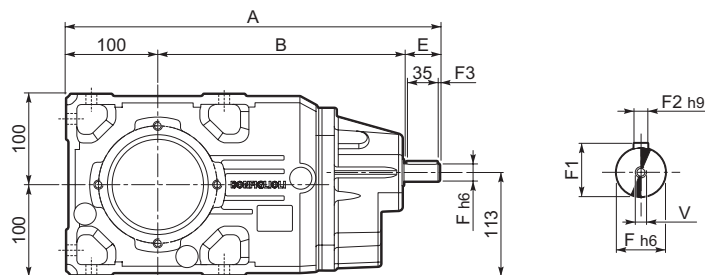


A 35...P(IEC)

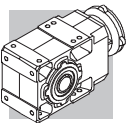


		LD	M	M1	M2	N	N1	N2	N3	N4	X	P	Kg
A 35 2	P63	229.5	11	12.8	4	140	115	95	—	M8x19	4	359.5	28
A 35 2	P71	229.5	14	16.3	5	160	130	110	—	M8x16	4.5	359.5	28
A 35 2	P80	239.5	19	21.8	6	200	165	130	—	M10x12	4	379	29
A 35 2	P90	239.5	24	27.3	8	200	165	130	—	M10x12	4	379	29
A 35 2	P100	239.5	28	31.3	8	250	215	180	—	M12x16	4.5	389	32
A 35 2	P112	239.5	28	31.3	8	250	215	180	—	M12x16	4.5	389	32
A 35 2	P132	—	38	41.3	10	300	265	230	16	14	5	425.5	40
A 35 3	P63	—	11	12.8	4	140	115	95	—	M8x19	4	417	29
A 35 3	P71	—	14	16.3	5	160	130	110	—	M8x16	4.5	417	29
A 35 3	P80	—	19	21.8	6	200	165	130	—	M10x12	4	436.5	30
A 35 3	P90	—	24	27.3	8	200	165	130	—	M10x12	4	436.5	30
A 35 3	P100	—	28	31.3	8	250	215	180	—	M12x16	4.5	446.5	34
A 35 3	P112	—	28	31.3	8	250	215	180	—	M12x16	4.5	446.5	34

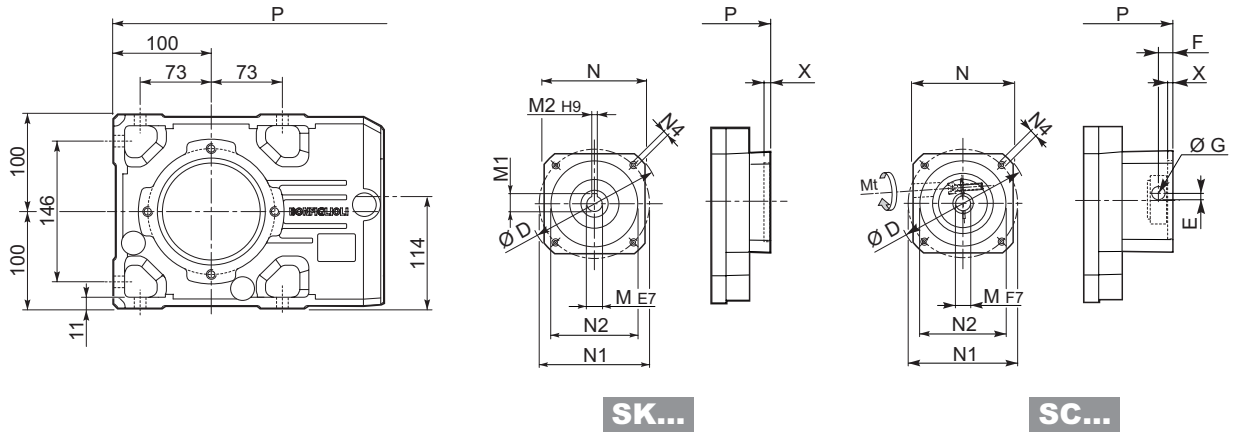
A 35...HS



		A	B	E	F	F1	F2	F3	F4	V	Kg
A 35 2	HS	409.5	269.5	40	19	21.5	6	2.5	35	M6x16	29
A 35 3		424	284	40	16	18	5	2.5	35	M6x16	29



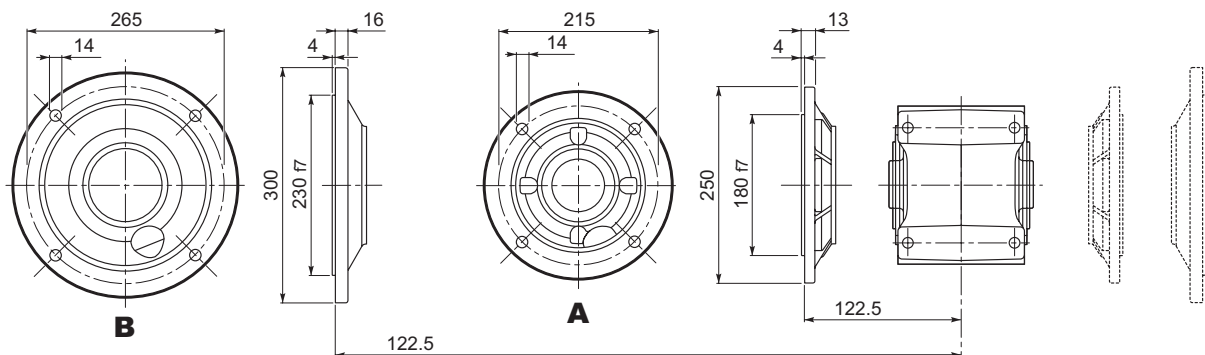
A 35...SK / SC

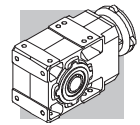


		D	M	M1	M2	N	N1	N2	N4	X	P		Kg
											2x	3x	
A 35 2/3	SK60A	102	11	12.8	4	82	75	60	M5x10	3.5	331	388.5	27/28
A 35 2/3	SK60B	102	14	16.3	5	82	75	60	M5x10	4	338	395.5	28/29
A 35 2/3	SK80A	115	14	16.3	5	90	100	80	M6x12	4	338	395.5	28/29
A 35 2/3	SK80C	120	19	21.8	6	96	100	80	M6x12	4	379	436.5	29/30
A 35 2/3	SK95A	130	14	16.3	5	102	115	95	M8x12	4	379	436.5	29/30
A 35 2/3	SK95B	130	19	21.8	6	102	115	95	M8x12	4	379	436.5	29/30
A 35 2/3	SK95C	130	24	27.3	8	102	115	95	M8x12	4	379	436.5	29/30
A 35 2/3	SK110A	150	19	21.8	6	120	130	110	M8x12	5	379	436.5	29/30
A 35 2/3	SK110B	150	24	27.3	8	120	130	110	M8x12	5	379	436.5	29/30
A 35 2	SK130A	188	24	27.3	8	142	165	130	M10x20	5	379	—	30

		Mt	D	E	F	G	M	N	N1	N2	N4	X	P		Kg
													2x	3x	
A 35 2/3	SC60A	M6 15 Nm	102	7	12.5	12.5	11	82	75	60	M5x10	4	358	415.5	28/29
A 35 2/3	SC60B	M6 15 Nm	102	7	12.5	12.5	14	82	75	60	M5x10	4	358	415.5	29/30
A 35 2/3	SC80A	M6 15 Nm	115	6	12.5	12.5	14	90	100	80	M6x12	4	358	415.5	29/30
A 35 2/3	SC80C	M6 15 Nm	120	15.5	14.5	17.75	19	96	100	80	M6x12	4	402.5	460	30/31
A 35 2/3	SC95A	M6 15 Nm	130	16.5	15	17.75	14	102	115	95	M8x16	4	402.5	460	30/31
A 35 2/3	SC95B	M6 15 Nm	130	16.5	15	17.75	19	102	115	95	M8x16	4	402.5	460	30/31
A 35 2/3	SC95C	M6 15 Nm	130	16.5	15	17.75	24	102	115	95	M8x16	4	402.5	460	30/31
A 35 2/3	SC110A	M6 15 Nm	150	16.5	16	17.75	19	120	130	110	M8x16	5	402.5	460	32/33
A 35 2/3	SC110B	M6 15 Nm	150	16.5	16	17.75	24	120	130	110	M8x16	5	402.5	460	32/33
A 35 2	SC130A	M6 15 Nm	188	19	16	17.75	24	142	165	130	M10x20	5	402.5	—	33

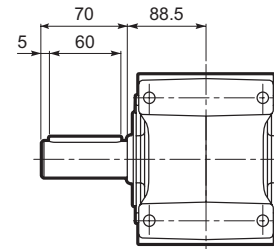
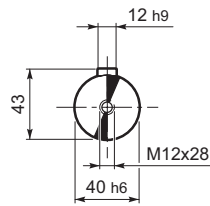
A 35...F...



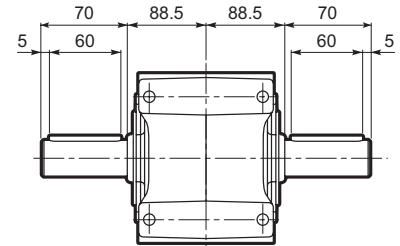
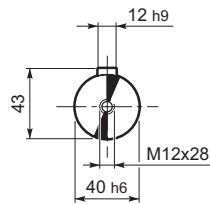


A 35

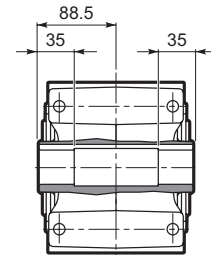
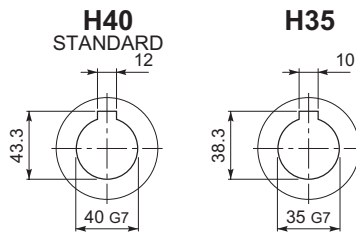
A 35...UR



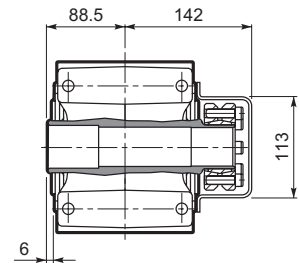
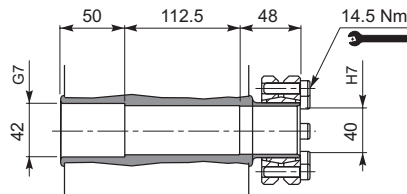
A 35...UD



A 35...UH

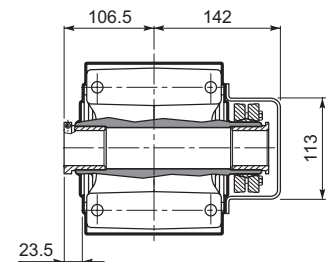
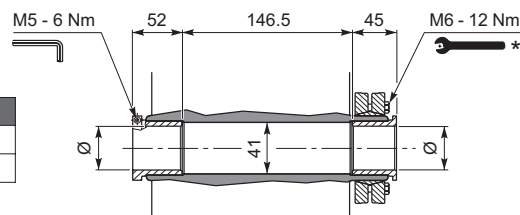


A 35...US

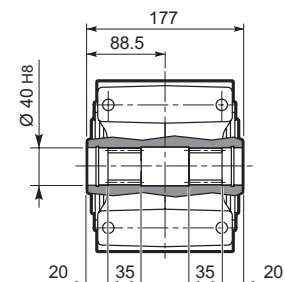


A 35...QF

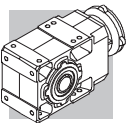
	Ø
QF35	35
QF40	40



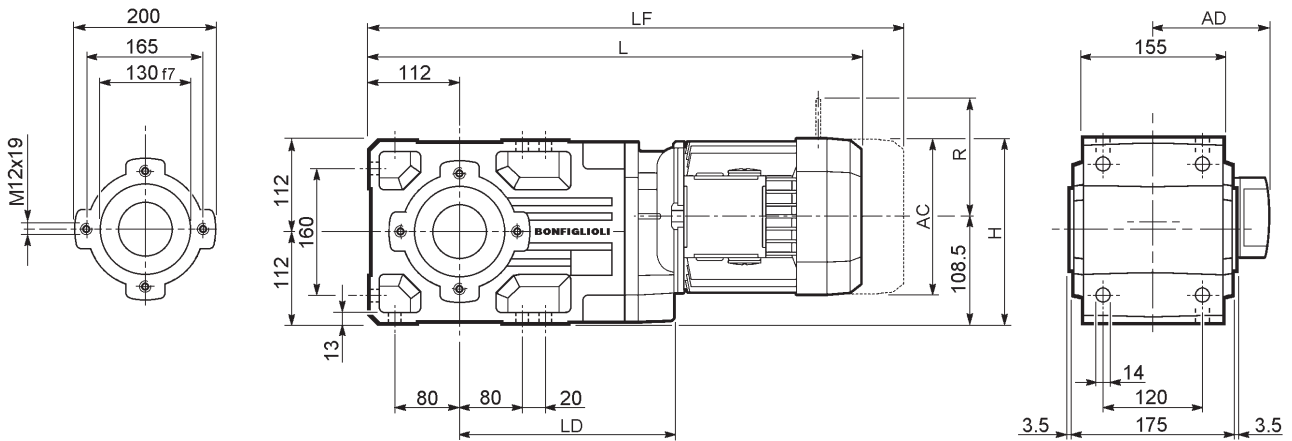
A 35...UV



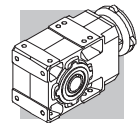
* Follow the MOUNTING INSTRUCTIONS supplied with the gearbox.



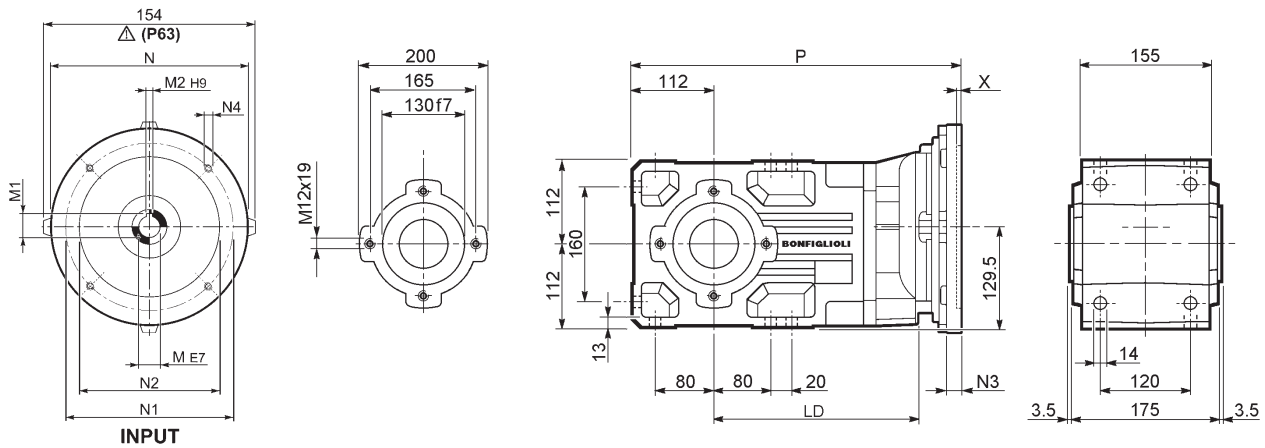
A 41...M



										M...FD M...FA		M...FD		M...FA	
			AC	H	L	LD	AD		LF		R	AD	R	AD	
	S1	M1	138	198.5	530	216.5	108	41	591	44	103	135	124	108	
	S2	M2S	156	207.5	559	232	119	45	629	49	129	146	134	119	
	S3	M3S	195	227	602	248	142	50	698	58	160	158	160	142	
	S3	M3L	195	227	634	248	142	58	725	65	160	158	160	142	
	S4	M4	258	258.5	742	—	193	92	851	110	226	210	217	193	
	S4	M4LC	258	258.5	777	—	193	100	876	118	226	210	217	193	
	S05	M05	121	245	562.5	—	95	44	628.5	46	96	122	116	95	
	S1	M1	138	198.5	591.5	—	108	46	652.5	49	103	135	124	108	
	S2	M2S	156	207.5	620.5	—	119	50	690.5	58	129	146	134	119	
	S3	M3S	195	227	663.5	—	142	55	759.5	62	160	158	160	142	
	S3	M3L	195	227	695.5	—	142	61	786.5	68	160	158	160	142	

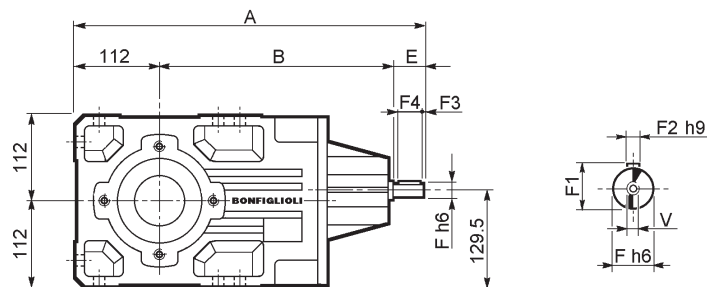


A 41...P(IEC)

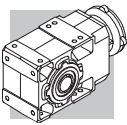


		LD	M	M1	M2	N	N1	N2	N3	N4	X	P	
A 41 2	P63	232	11	12.8	4	140	115	95	—	M8x19	4	375	37
A 41 2	P71	232	14	16.3	5	160	130	110	—	M8x16	4.5	375	38
A 41 2	P80	248	19	21.8	6	200	165	130	—	M10x12	4	394.5	39
A 41 2	P90	248	24	27.3	8	200	165	130	—	M10x12	4	394.5	39
A 41 2	P100	—	28	31.3	8	250	215	180	—	M12x16	4.5	404.5	43
A 41 2	P112	—	28	31.3	8	250	215	180	—	M12x16	4.5	404.5	43
A 41 2	P132	—	38	41.3	10	300	265	230	16	14	5	441	46
A 41 3	P63	—	11	12.8	4	140	115	95	—	M8x19	4	436.5	39
A 41 3	P71	—	14	16.3	5	160	130	110	—	M8x16	4.5	436.5	39
A 41 3	P80	—	19	21.8	6	200	165	130	—	M10x12	4	456	40
A 41 3	P90	—	24	27.3	8	200	165	130	—	M10x12	4	456	40
A 41 3	P100	—	28	31.3	8	250	215	180	—	M12x16	4.5	466	44
A 41 3	P112	—	28	31.3	8	250	215	180	—	M12x16	4.5	466	44

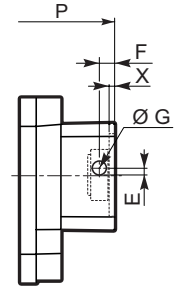
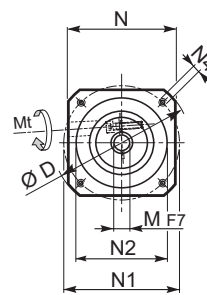
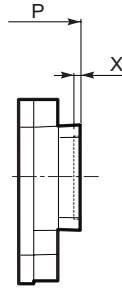
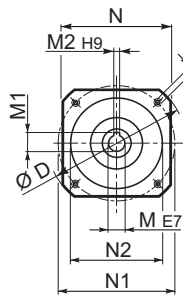
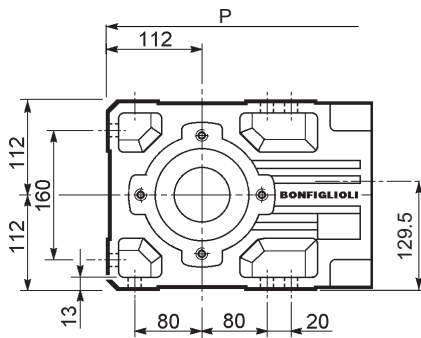
A 41...HS



		A	B	E	F	F1	F2	F3	F4	V	
A 41 2	HS	464	302.5	50	24	27	8	2.5	45	M8x19	40.7
A 41 3		486.5	334.5	40	19	21.5	6	2.5	35	M6x16	39.5



A 41...SK / SC



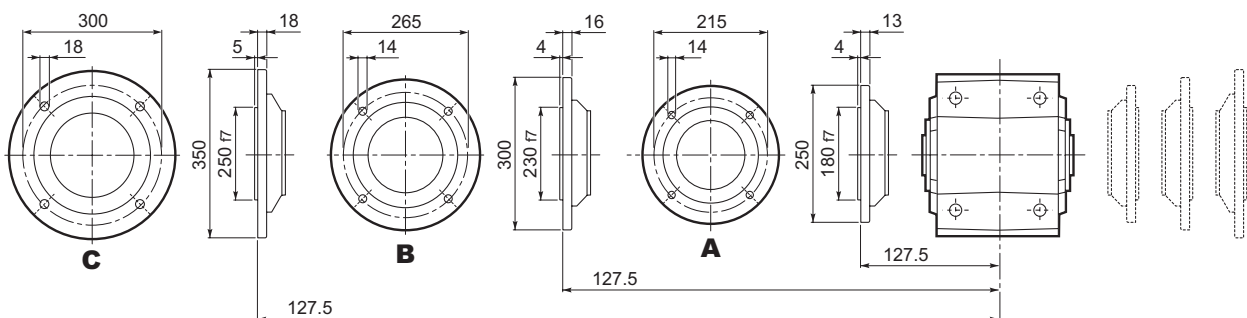
SK...

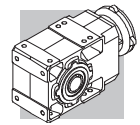
SC...

		D	M	M1	M2	N	N1	N2	N4	X	P		kg
											2x	3x	
A41 3	SK60A	102	11	12.8	4	82	75	60	M5x10	3.5	—	408	40
A41 3	SK60B	102	14	16.3	5	82	75	60	M5x10	4	—	415	40
A41 3	SK80A	115	14	16.3	5	90	100	80	M6x12	4	—	415	40
A41 2	SK80B	120	14	16.3	5	96	100	80	M6x12	4	394.5	—	39
A41 2/3	SK80C	120	19	21.8	6	96	100	80	M6x12	4	394.5	456	39/40
A41 2/3	SK95A	130	14	16.3	5	102	115	95	M8x12	4	394.5	456	39/40
A41 2/3	SK95B	130	19	21.8	6	102	115	95	M8x12	4	394.5	456	39/41
A41 2/3	SK95C	130	24	27.3	8	102	115	95	M8x12	4	394.5	456	39/44
A41 2/3	SK110A	150	19	21.8	6	120	130	110	M8x12	5	394.5	456	39/44
A41 2/3	SK110B	150	24	27.3	8	120	130	110	M8x12	5	394.5	456	39/44
A41 2	SK130A	188	24	27.3	8	142	165	130	M10x20	5	394.5	—	41
A41 2	SK130B	189	32	35.3	10	160	165	130	M10x20	5	441	—	43
A41 2	SK180A	240	32	35.3	10	192	215	180	M12x19	5	441	—	43
A41 2	SK180B	240	38	41.3	10	192	215	180	M12x19	5	441	—	43

		Mt	D	E	F	G	M	N	N1	N2	N4	X	P		kg
													2x	3x	
A41 3	SC60A	M6 15 Nm	102	7	12.5	12.5	11	82	75	60	M5x10	4	—	435	41
A41 3	SC60B	M6 15 Nm	102	7	12.5	12.5	14	82	75	60	M5x10	4	—	435	41
A41 3	SC80A	M6 15 Nm	115	6	12.5	12.5	14	90	100	80	M6x12	4	—	435	41
A41 2	SC80B	M6 15 Nm	120	15.5	14.5	17.75	14	96	100	80	M6x12	4	418	—	40
A41 2/3	SC80C	M6 15 Nm	120	15.5	14.5	17.75	19	96	100	80	M6x12	4	418	479.5	40/41
A41 2/3	SC95A	M6 15 Nm	130	16.5	15	17.75	14	102	115	95	M8x16	4	418	479.5	40/42
A41 2/3	SC95B	M6 15 Nm	130	16.5	15	17.75	19	102	115	95	M8x16	4	418	479.5	40/42
A41 2/3	SC95C	M6 15 Nm	130	16.5	15	17.75	24	102	115	95	M8x16	4	418	479.5	40/43
A41 2/3	SC110A	M6 15 Nm	150	16.5	16	17.75	19	120	130	110	M8x16	5	418	479.5	41/47
A41 2/3	SC110B	M6 15 Nm	150	16.5	16	17.75	24	120	130	110	M8x16	5	418	479.5	41/47
A41 2	SC130A	M6 15 Nm	188	19	16	17.75	24	142	165	130	M10x20	5	418	—	42
A41 2	SC130B	M8 36 Nm	189	20	17	17.75	32	160	165	130	M10x20	5	464	—	46
A41 2	SC180A	M8 36 Nm	240	20	17.5	17.75	32	192	215	180	M12x24	5	468	—	46
A41 2	SC180B	M8 36 Nm	240	20	17.5	17.75	38	192	215	180	M12x24	5	468	—	46

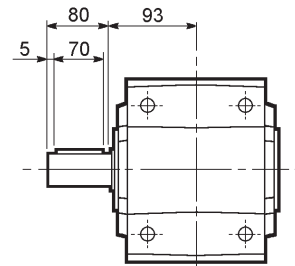
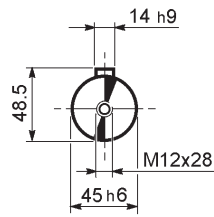
A 41...F...



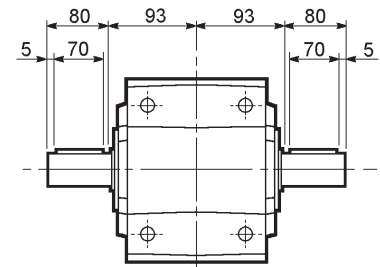
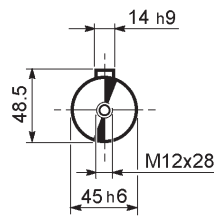


A 41

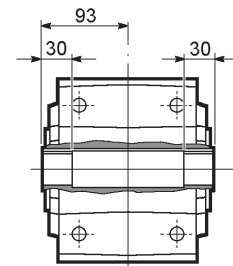
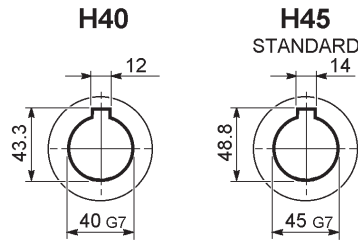
A 41...UR



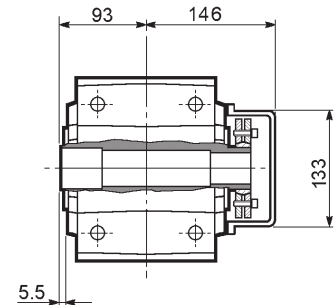
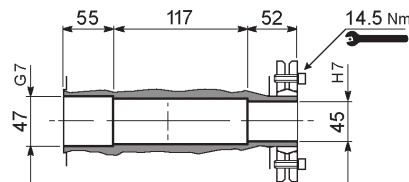
A 41...UD



A 41...UH

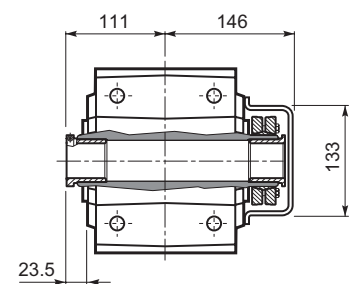
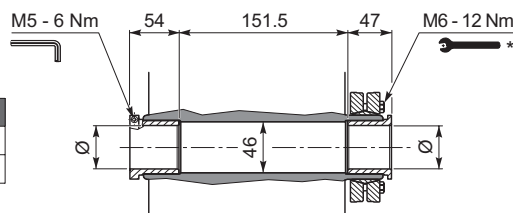


A 41...US

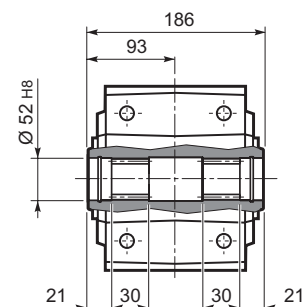


A 41...QF

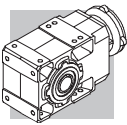
	Ø
QF40	40
QF45	45



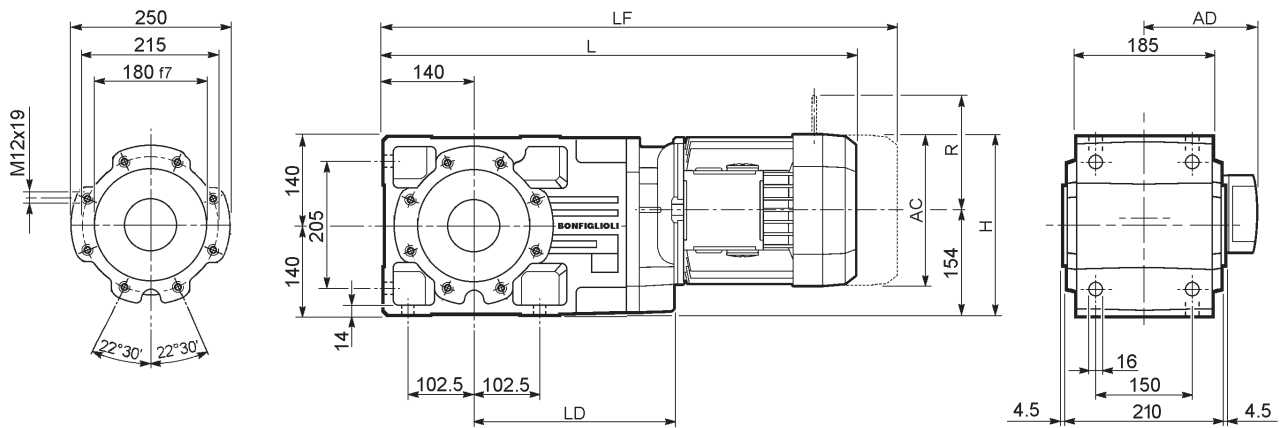
A 41...UV



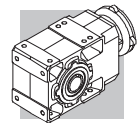
* Follow the MOUNTING INSTRUCTIONS supplied with the gearbox.



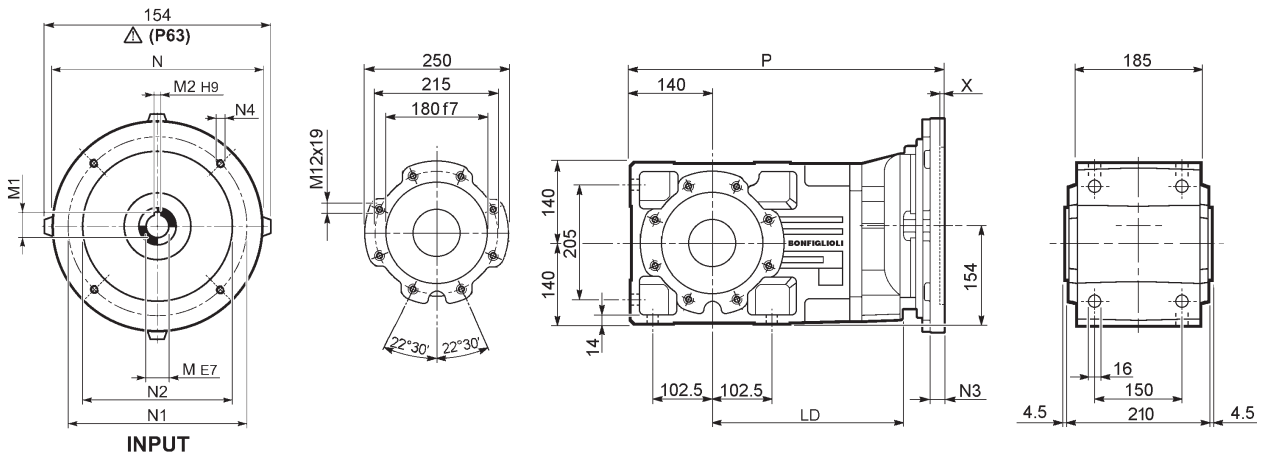
A 50...M



										M...FD M...FA		M...FD		M...FA			
			AC	H	L	LD	AD	Kg	LF	Kg	R	AD	R	AD			
			A 50 2/3	S1	M1	138	223	609.5	—	108	66	670.5	69	103	135	124	108
			A 50 2/3	S2	M2S	156	232	638.5	284.5	119	68	708.5	72	129	146	134	119
			A 50 2/3	S3	M3S	195	251.5	681.5	299.5	142	73	777.5	81	160	158	160	142
			A 50 2/3	S3	M3L	195	251.5	713.5	299.5	142	81	804.5	88	160	158	160	142
			A 50 2/3	S4	M4	258	283	821.5	284.5	193	115	930.5	133	226	210	217	193
			A 50 2/3	S4	M4LC	258	283	856.5	284.5	193	123	955.5	141	226	210	217	193
			A 50 2/3	S5	M5S	310	309	908	—	245	143	1048	173	266	245	247	245
			A 50 2/3	S5	M5L	310	309	952	—	245	159	1092	189	266	245	247	245
			A 50 4	S1	M1	138	223	681	—	108	67	742	70	103	135	124	108
			A 50 4	S2	M2S	156	232	710	—	119	71	780	75	129	146	134	119
			A 50 4	S3	M3S	195	251.5	753	—	142	76	849	76	160	158	160	142
			A 50 4	S3	M3L	195	251.5	785	—	142	83	876	78	160	158	160	142

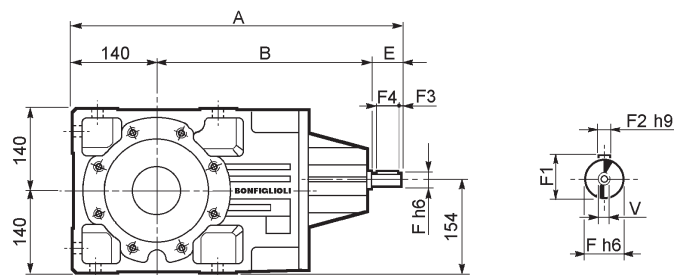


A 50...P(IEC)

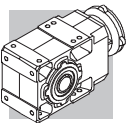


		LD	M	M1	M2	N	N1	N2	N3	N4	X	P	Kg
A 50 2/3	P63	284.5	11	12.8	4	140	115	95	—	M8x19	4	454.5	60
A 50 2/3	P71	284.5	14	16.3	5	160	130	110	—	M8x16	4.5	454.5	60
A 50 2/3	P80	299.5	19	21.8	6	200	165	130	—	M10x12	4	474	61
A 50 2/3	P90	299.5	24	27.3	8	200	165	130	—	M10x12	4	474	61
A 50 2/3	P100	284.5	28	31.3	8	250	215	180	—	M12x16	4.5	484	65
A 50 2/3	P112	284.5	28	31.3	8	250	215	180	—	M12x16	4.5	484	65
A 50 2/3	P132	284.5	38	41.3	10	300	265	230	16	14	5	520.5	68
A 50 2/3	P160	—	42	45.3	12	350	300	250	23	18	5.5	571	72
A 50 2/3	P180	—	48	51.8	14	350	300	250	23	18	5.5	571	72
A 50 4	P63	—	11	12.8	4	140	115	95	—	M8x19	4	526	62
A 50 4	P71	—	14	16.3	5	160	130	110	—	M8x16	4.5	526	62
A 50 4	P80	—	19	21.8	6	200	165	130	—	M10x12	4	545.5	63
A 50 4	P90	—	24	27.3	8	200	165	130	—	M10x12	4	545.5	63
A 50 4	P100	—	28	31.3	8	250	215	180	—	M12x16	4.5	555.5	67
A 50 4	P112	—	28	31.3	8	250	215	180	—	M12x16	4.5	555.5	67

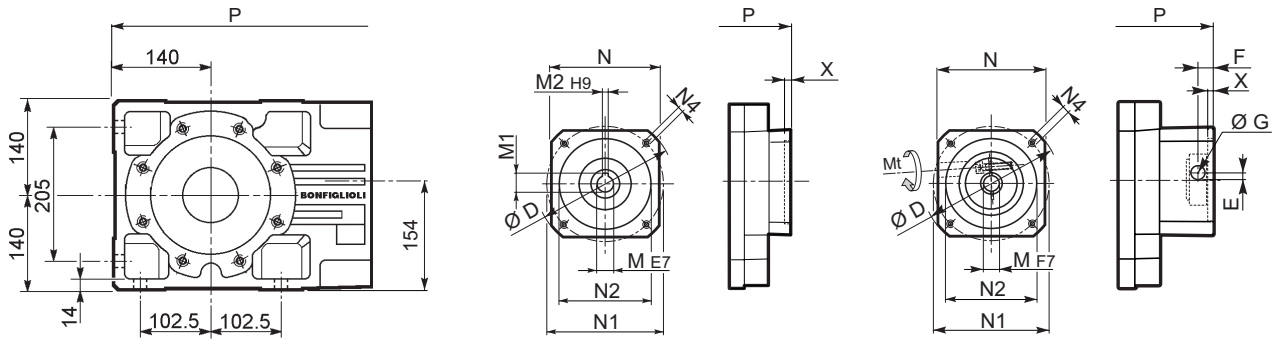
A 50...HS



		A	B	E	F	F1	F2	F3	F4	V	Kg
A 50 2	HS	543.5	353.5	50	24	27	8	2.5	45	M8x19	72
A 50 3		543.5	353.5	50	24	27	8	2.5	45	M8x19	76
A 50 4		576	396	40	19	21.5	6	2.5	35	M6x16	77



A 50...SK / SC



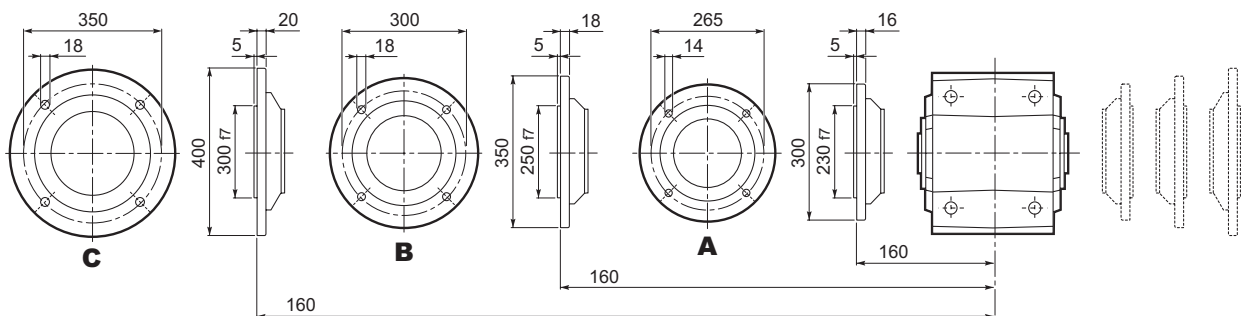
SK...

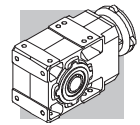
SC...

Image	Image	D	M	M1	M2	N	N1	N2	N4	X	P		Kg		
											2/3x	4x			
		A 50 2/3	SK80B	120	14	16.3	5	96	100	80	M6x12	4	474	—	61/61
		A 50 2/3/4	SK80C	120	19	21.8	6	96	100	80	M6x12	4	474	545.5	61/61/63
		A 50 2/3/4	SK95A	130	14	16.3	5	102	115	95	M8x12	4	474	545.5	61/61/63
		A 50 2/3/4	SK95B	130	19	21.8	6	102	115	95	M8x12	4	474	545.5	61/61/63
		A 50 2/3/4	SK95C	130	24	27.3	8	102	115	95	M8x12	4	474	545.5	61/61/63
		A 50 2/3/4	SK110A	150	19	21.8	6	120	130	110	M8x12	5	474	545.5	61/61/65
		A 50 2/3/4	SK110B	150	24	27.3	8	120	130	110	M8x12	5	474	575	61/61/65
		A 50 2/3/4	SK130A	188	24	27.3	8	142	165	130	M10x20	5	474	575	63/63/66
		A 50 2/3	SK130B	189	32	35.3	10	160	165	130	M10x20	5	520.5	—	69/69
		A 50 2/3	SK180A	240	32	35.3	10	192	215	180	M12x19	5	520.5	—	69/69
		A 50 2/3	SK180B	240	38	41.3	10	192	215	180	M12x19	5	520.5	—	69/69

Image	Image	Image	Mt	D	E	F	G	M	N	N1	N2	N4	X	P		Kg		
														2/3x	3x			
			M6 15 Nm	A 50 2/3	SC80B	120	15.5	14.5	17.75	14	96	100	80	M6x12	4	497.5	—	62/62
			M6 15 Nm	A 50 2/3/4	SC80C	120	15.5	14.5	17.75	19	96	100	80	M6x12	4	497.5	569	62/62/64
			M6 15 Nm	A 50 2/3/4	SC95A	130	16.5	15	17.75	14	102	115	95	M8x16	4	497.5	569	62/62/64
			M6 15 Nm	A 50 2/3/4	SC95B	130	16.5	15	17.75	19	102	115	95	M8x16	4	497.5	569	62/62/64
			M6 15 Nm	A 50 2/3/4	SC95C	130	16.5	15	17.75	24	102	115	95	M8x16	4	497.5	569	62/62/64
			M6 15 Nm	A 50 2/3/4	SC110A	150	16.5	16	17.75	19	120	130	110	M8x16	5	497.5	569	63/63/66
			M6 15 Nm	A 50 2/3/4	SC110B	150	16.5	16	17.75	24	120	130	110	M8x16	5	497.5	569	63/63/66
			M6 15 Nm	A 50 2/3/4	SC130A	188	19	16	17.75	24	142	165	130	M10x20	5	497.5	569	64/64/67
			M8 36 Nm	A 50 2/3	SC130B	189	20	17	17.75	32	160	165	130	M10x20	5	543.5	—	68/68
			M8 36 Nm	A 50 2/3	SC180A	240	20	17.5	17.75	32	192	215	180	M12x24	5	547.5	—	68/68
			M8 36 Nm	A 50 2/3	SC180B	240	20	17.5	17.75	38	192	215	180	M12x24	5	547.5	—	68/68

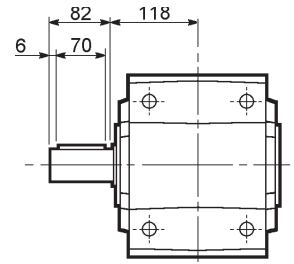
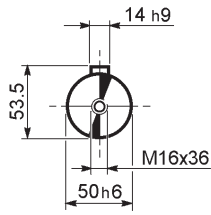
A 50...F...



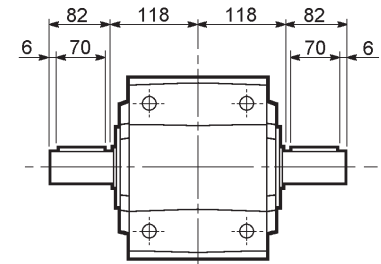
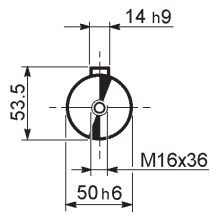


A 50

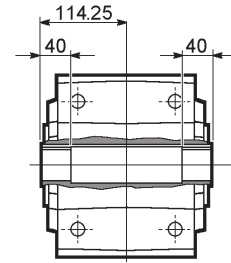
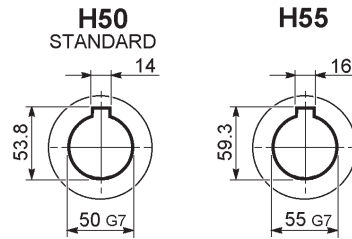
A 50...UR



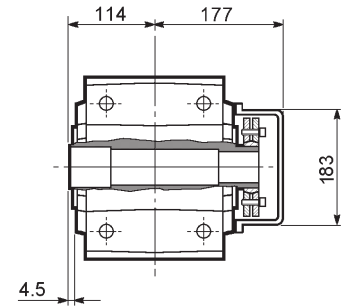
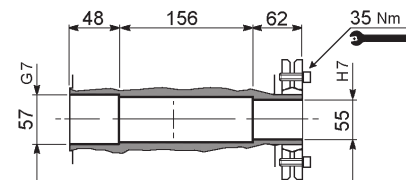
A 50...UD



A 50...UH

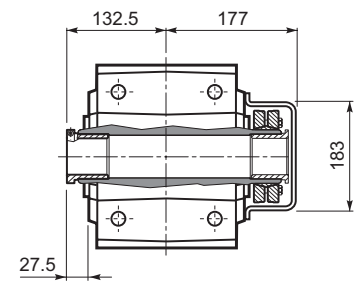
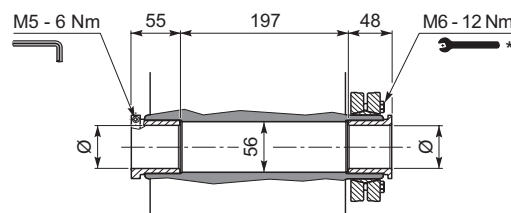


A 50...US

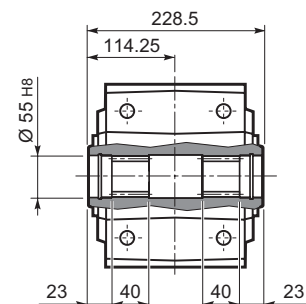


A 50...QF

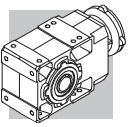
	Ø
QF50	50
QF55	55



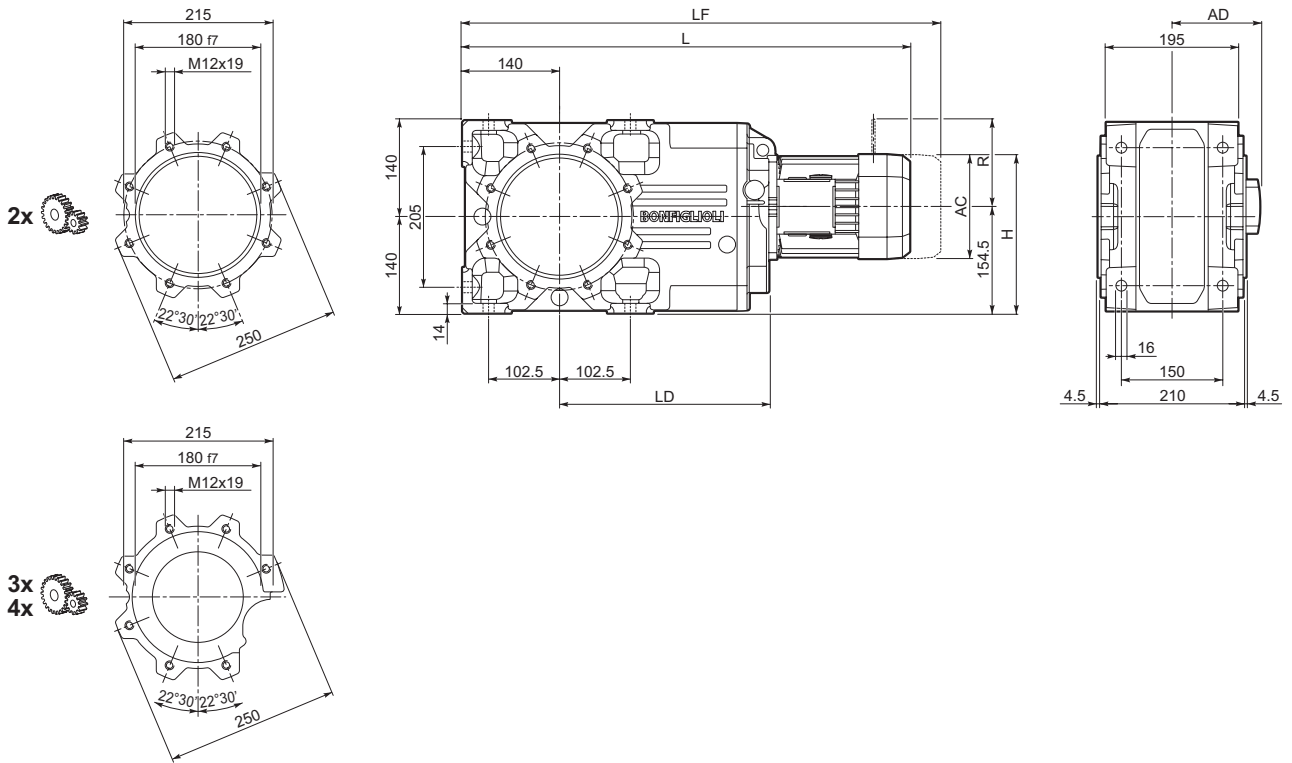
A 50...UV



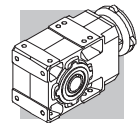
* Follow the MOUNTING INSTRUCTIONS supplied with the gearbox.



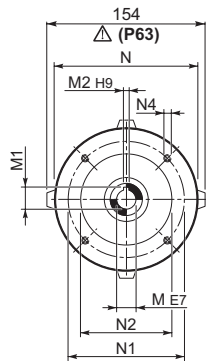
A 55...M



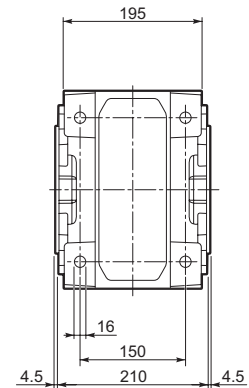
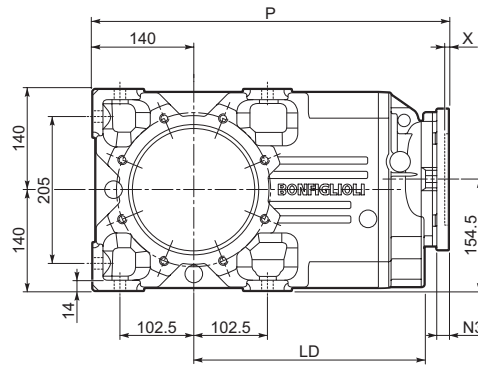
										M...FD M...FA		M...FD		M...FA	
			AC	H	L	LD	AD		LF		R	AD	R	AD	
	S1	M1	138	198.5	627.5	—	108	81	688.5	84	103	135	124	108	
	S2	M2S	156	232	656.5	302.5	119	88	726.5	92	129	146	134	119	
	S3	M3S	195	251	699.5	317.5	142	93	795.5	99	160	158	160	142	
	S3	M3L	195	251	731.5	317.5	142	101	822.5	108	160	158	160	142	
	S4	M4	258	283	839.5	302.5	193	135	948.5	153	226	210	217	193	
	S4	M4LC	258	283	874.5	302.5	193	143	973.5	161	226	210	217	193	
	S5	M5S	310	309.5	926	—	245	163	1066	193	266	245	247	245	
	S5	M5L	310	309.5	970	—	245	179	1110	209	266	245	247	245	
	S1	M1	138	223	699	—	108	82	760	85	103	135	124	108	
	S2	M2S	156	232	728	—	119	86	798	90	129	146	134	119	
	S3	M3S	195	251.5	771	—	142	91	867	98	160	158	160	142	
	S3	M3L	195	251.5	803	—	142	98	894	105	160	158	160	142	



A 55...P(IEC)

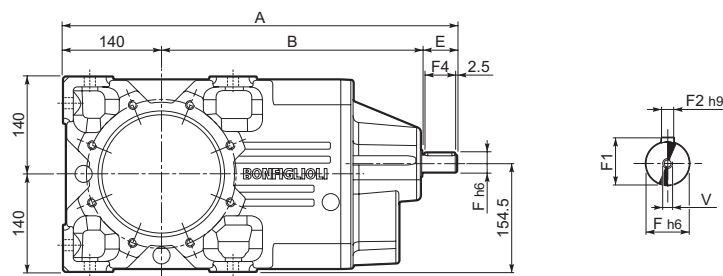


INPUT

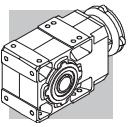


		LD	M	M1	M2	N	N1	N2	N3	N4	X	P	Kg
A 55 3	P63	302.5	11	12.8	4	140	115	95	—	M8x19	4	472.5	75
A 55 3	P71	302.5	14	16.3	5	160	130	110	—	M8x16	4.5	472.5	75
A 55 2/3	P80	317.5	19	21.8	6	200	165	130	—	M10x12	4	492	81
A 55 2/3	P90	317.5	24	27.3	8	200	165	130	—	M10x12	4	492	81
A 55 2/3	P100	302.5	28	31.3	8	250	215	180	—	M12x16	4.5	502	85
A 55 2/3	P112	302.5	28	31.3	8	250	215	180	—	M12x16	4.5	502	85
A 55 2/3	P132	302.5	38	41.3	10	300	265	230	16	14	5	538.5	93
A 55 2/3	P160	—	42	45.3	12	350	300	250	23	18	5.5	589	110
A 55 2/3	P180	—	48	51.8	14	350	300	250	23	18	5.5	589	110
A 55 4	P63	—	11	12.8	4	140	115	95	—	M8x19	4	544	77
A 55 4	P71	—	14	16.3	5	160	130	110	—	M8x16	4.5	544	77
A 55 4	P80	—	19	21.8	6	200	165	130	—	M10x12	4	563.5	78
A 55 4	P90	—	24	27.3	8	200	165	130	—	M10x12	4	563.5	78
A 55 4	P100	—	28	31.3	8	250	215	180	—	M12x16	4.5	573.5	82
A 55 4	P112	—	28	31.3	8	250	215	180	—	M12x16	4.5	573.5	82

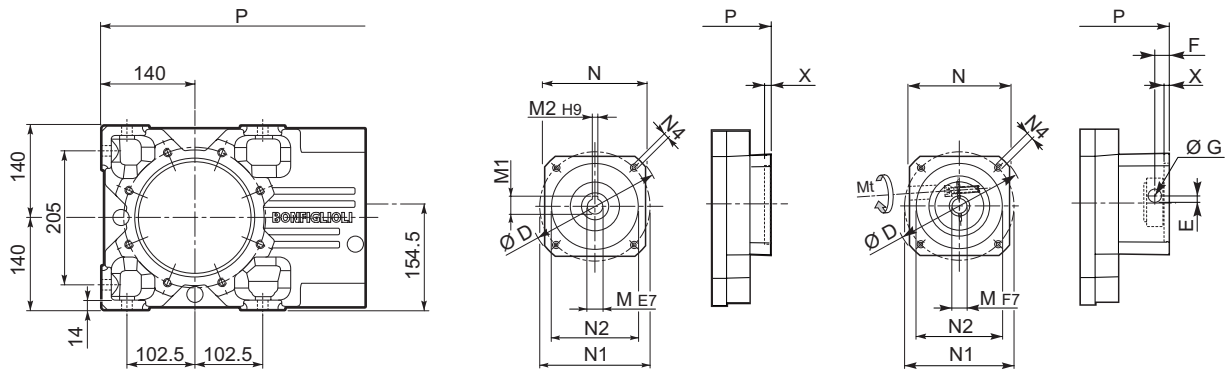
A 55...HS



		A	B	E	F	F1	F2	F3	F4	V	Kg
A 55 2	HS	561.5	371.5	50	24	27	8	2.5	45	M8x19	96
A 55 3		561.5	371.5	50	24	27	8	2.5	45	M8x19	91
A 55 4		594	414	40	19	21.5	6	2.5	35	M6x16	92



A 55...SK / SC



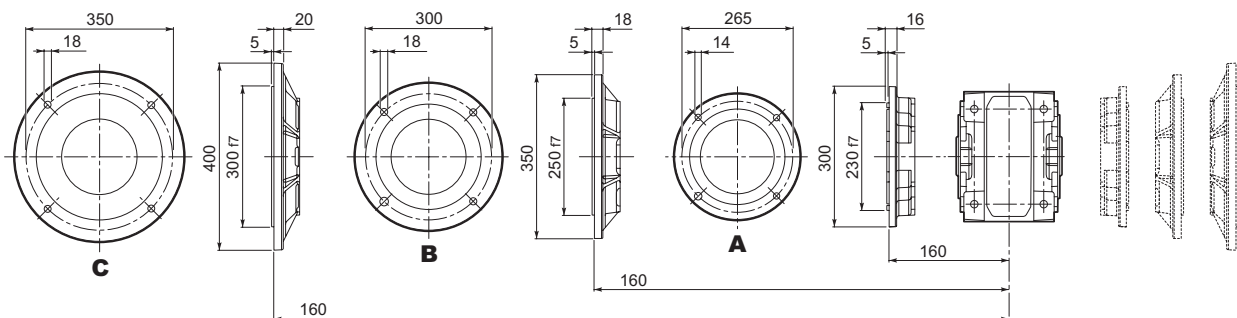
SK...

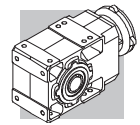
SC...

		D	M	M1	M2	N	N1	N2	N4	X	P		Kg
											2/3x	4x	
		120	14	16.3	5	96	100	80	M6x12	4	492	—	81
A 55 2/3/4	SK80C	120	19	21.8	6	96	100	80	M6x12	4	492	563.5	81/81/77
A 55 3/4	SK95A	130	14	16.3	5	102	115	95	M8x12	4	492	563.5	81/81/77
A 55 2/3/4	SK95B	130	19	21.8	6	102	115	95	M8x12	4	492	563.5	81/81/77
A 55 2/3/4	SK95C	130	24	27.3	8	102	115	95	M8x12	4	492	563.5	81/81/77
A 55 2/3/4	SK110A	150	19	21.8	6	120	130	110	M8x12	5	492	593	81/81/78
A 55 2/3/4	SK110B	150	24	27.3	8	120	130	110	M8x12	5	492	593	81/81/78
A 55 2/3/4	SK130A	188	24	27.3	8	142	165	130	M10x20	5	492	593	83/83/79
A 55 2/3	SK130B	189	32	35.3	10	160	165	130	M10x20	5	538.5	—	90/90
A 55 2/3	SK180A	240	32	35.3	10	192	215	180	M12x19	5	538.5	—	90/90
A 55 2/3	SK180B	240	38	41.3	10	192	215	180	M12x19	5	538.5	—	90/90

		Mt	D	E	F	G	M	N	N1	N2	N4	X	P		Kg
													2/3x	3x	
		M6 15 Nm	120	15.5	14.5	17.75	14	96	100	80	M6x12	4	515.5	—	82
A 55 2/3/4	SC80C	M6 15 Nm	120	15.5	14.5	17.75	19	96	100	80	M6x12	4	515.5	587	82/82/78
A 55 3/4	SC95A	M6 15 Nm	130	16.5	15	17.75	14	102	115	95	M8x16	4	515.5	587	82/82/78
A 55 2/3/4	SC95B	M6 15 Nm	130	16.5	15	17.75	19	102	115	95	M8x16	4	515.5	587	82/82/78
A 55 2/3/4	SC95C	M6 15 Nm	130	16.5	15	17.75	24	102	115	95	M8x16	4	515.5	587	82/82/78
A 55 2/3/4	SC110A	M6 15 Nm	150	16.5	16	17.75	19	120	130	110	M8x16	5	515.5	587	83/83/79
A 55 2/3/4	SC110B	M6 15 Nm	150	16.5	16	17.75	24	120	130	110	M8x16	5	515.5	587	83/83/79
A 55 2/3/4	SC130A	M6 15 Nm	188	19	16	17.75	24	142	165	130	M10x20	5	515.5	587	84/84/80
A 55 2/3	SC130B	M8 36 Nm	189	20	17	17.75	32	160	165	130	M10x20	5	561.5	—	93/93
A 55 2/3	SC180A	M8 36 Nm	240	20	17.5	17.75	32	192	215	180	M12x24	5	565.5	—	93/93
A 55 2/3	SC180B	M8 36 Nm	240	20	17.5	17.75	38	192	215	180	M12x24	5	565.5	—	93/93

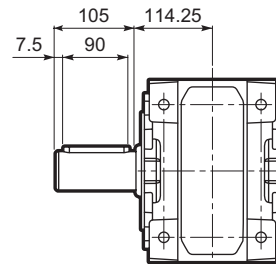
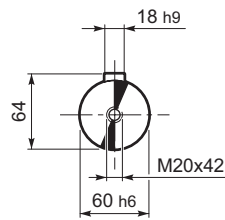
A 55...F...



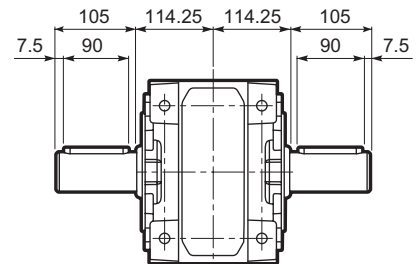
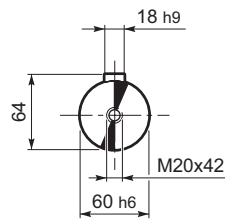


A 55

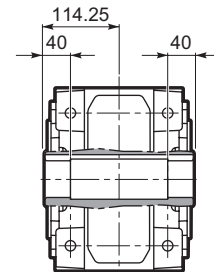
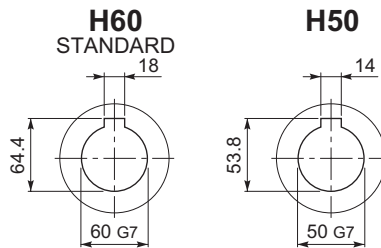
A 55...UR



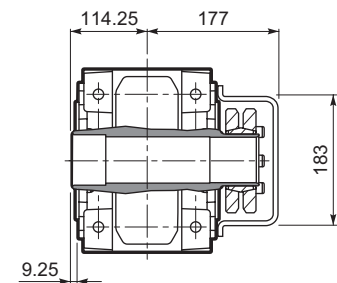
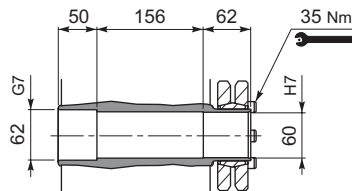
A 55...UD



A 55...UH

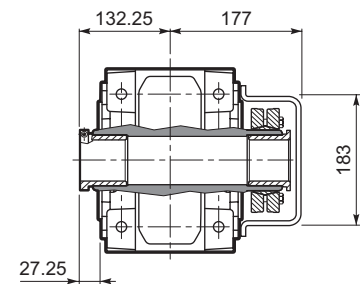
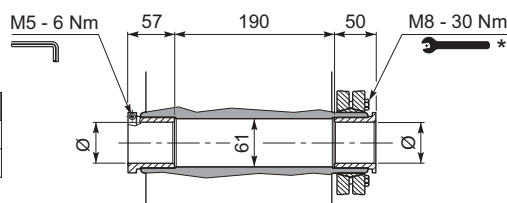


A 55...US

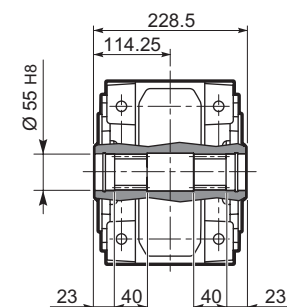


A 55...QF

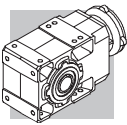
	Ø
QF55	55
QF60	60



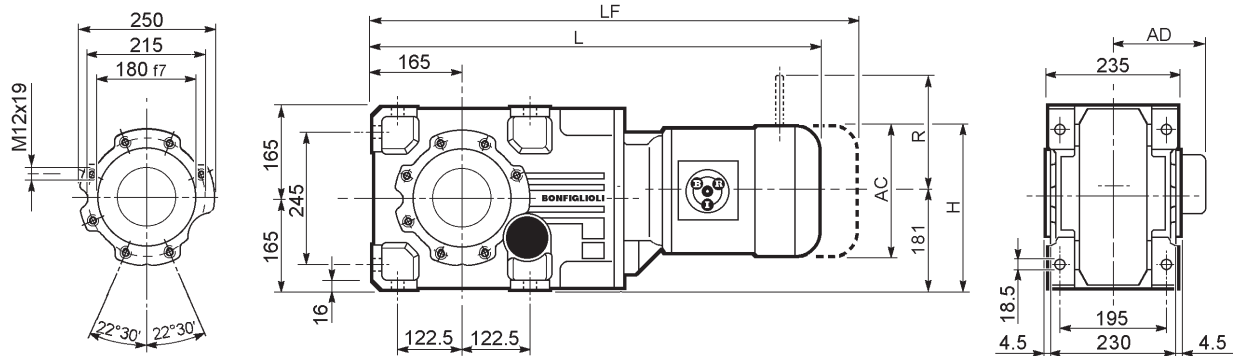
A 55...UV



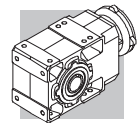
* Follow the MOUNTING INSTRUCTIONS supplied with the gearbox.



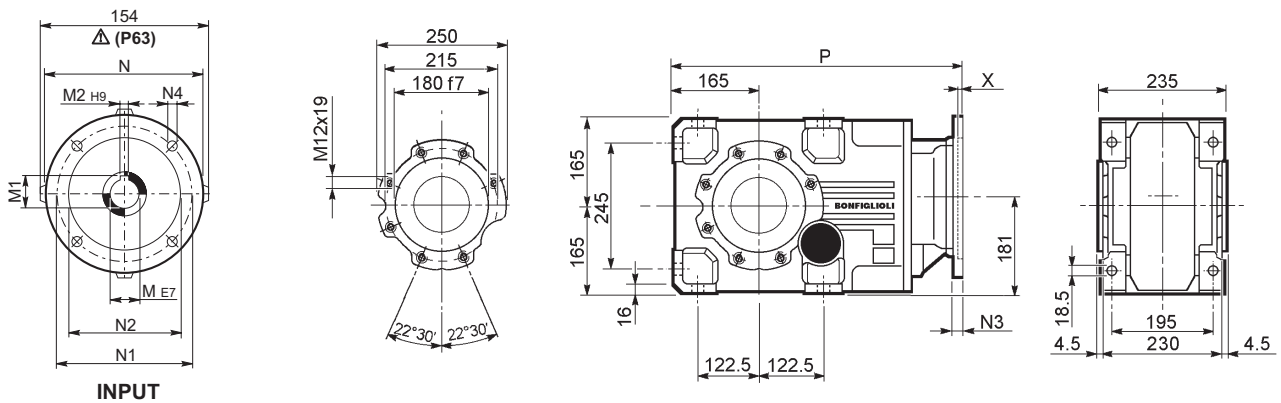
A 60...M



									M...FD M...FA		M...FD		M...FA			
			AC	H	L	AD		LF		R	AD	R	AD			
			A 60 2/3	S2	M2S	156	256.5	700.5	119	98	770.5	102	129	146	134	119
			A 60 2/3	S3	M3S	195	276	743.5	142	103	839.5	111	160	158	160	142
			A 60 2/3	S3	M3L	195	276	775.5	142	111	866.5	118	160	158	160	142
			A 60 2/3	S4	M4	258	307.5	883.5	193	145	992.5	163	226	210	217	193
			A 60 2/3	S4	M4LC	258	307.5	918.5	193	153	1017.5	171	226	210	217	193
			A 60 2/3	S5	M5S	310	333.5	970	245	173	1110	203	266	245	247	245
			A 60 2/3	S5	M5L	310	333.5	1014	245	189	1154	219	266	245	247	245
			A 60 4	S1	M1	138	247.5	742	108	100	803	103	103	135	124	108
			A 60 4	S2	M2S	156	256.5	771	119	104	841	108	129	146	134	119
			A 60 4	S3	M3S	195	276	814	142	109	910	117	160	158	160	142
			A 60 4	S3	M3L	195	276	846	142	117	937	124	160	158	160	142

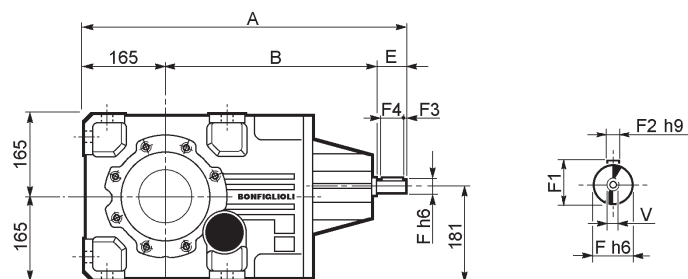


A 60...P(IEC)

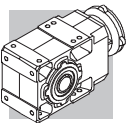


		M	M1	M2	N	N1	N2	N3	N4	X	P	Kg		
		A 60 3	P63	11	12.8	4	140	115	95	—	M8x19	4	516.5	90
		A 60 3	P71	14	16.3	5	160	130	110	—	M8x16	4.5	516.5	90
		A 60 2/3	P80	19	21.8	6	200	165	130	—	M10x12	4	536	91
		A 60 2/3	P90	24	27.3	8	200	165	130	—	M10x12	4	536	91
		A 60 2/3	P100	28	31.3	8	250	215	180	—	M12x16	4.5	546	95
		A 60 2/3	P112	28	31.3	8	250	215	180	—	M12x16	4.5	546	95
		A 60 2/3	P132	38	41.3	10	300	265	230	16	14	5	582.5	104
		A 60 2/3	P160	42	45.3	12	350	300	250	23	18	5.5	633	121
		A 60 2/3	P180	48	51.8	14	350	300	250	23	18	5.5	633	121
		A 60 4	P63	11	12.8	4	140	115	95	—	M8x19	4	587	88
		A 60 4	P71	14	16.3	5	160	130	110	—	M8x16	4.5	587	88
		A 60 4	P80	19	21.8	6	200	165	130	—	M10x12	4	606.5	90
		A 60 4	P90	24	27.3	8	200	165	130	—	M10x12	4	606.5	90
		A 60 4	P100	28	31.3	8	250	215	180	—	M12x16	4.5	616.5	94
		A 60 4	P112	28	31.3	8	250	215	180	—	M12x16	4.5	616.5	94

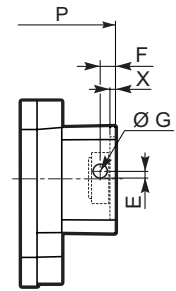
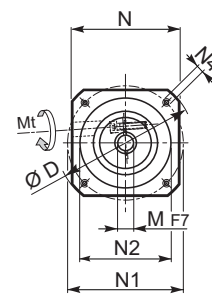
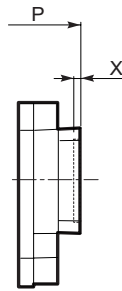
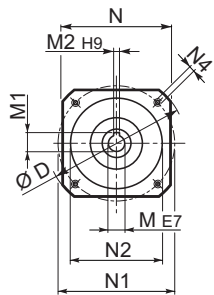
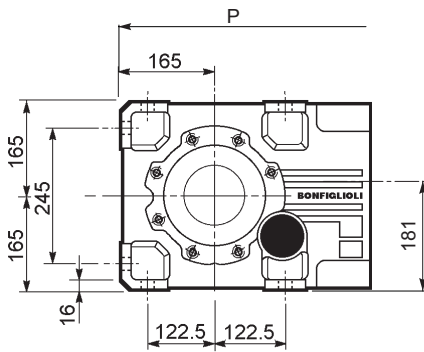
A 60...HS



		A	B	E	F	F1	F2	F3	F4	V	Kg		
		A 60 2	HS	633	408	60	28	31	8	5.0	50	M10x22	106
		A 60 3		633	408	60	28	31	8	5.0	50	M10x22	106
		A 60 4		676	461	50	24	27	8	2.5	45	M8x19	112



A 60...SK / SC



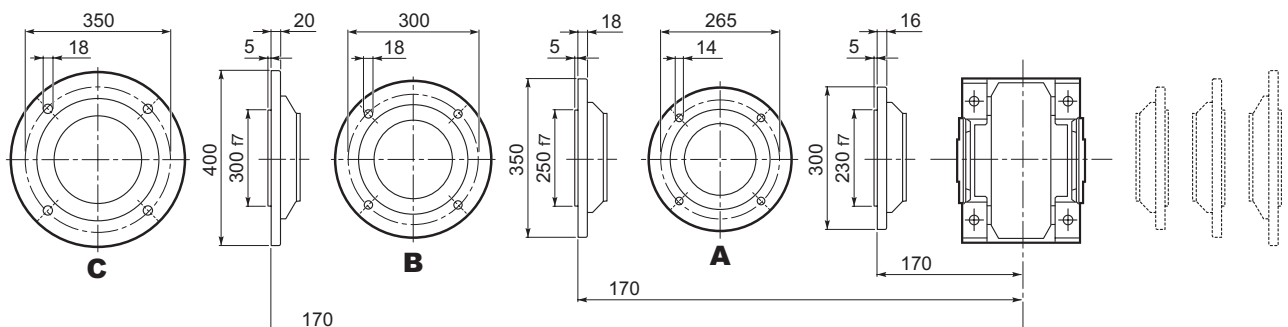
SK...

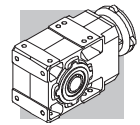
SC...

Image	Image	D	M	M1	M2	N	N1	N2	N4	X	P		Kg
											2/3x	4x	
		120	14	16.3	5	96	100	80	M6x12	4	—	606.5	89
		120	19	21.8	6	96	100	80	M6x12	4	536	606.5	93/93/92
		130	14	16.3	5	102	115	95	M8x12	4	536	606.5	93/93/92
		130	19	21.8	6	102	115	95	M8x12	4	536	606.5	93/93/92
		130	24	27.3	8	102	115	95	M8x12	4	536	606.5	93/93/92
		140	19	21.8	6	120	130	110	M8x12	5	536	606.5	93/93/92
		140	24	27.3	8	120	130	110	M8x12	5	536	606.5	93/93/92
		188	24	27.3	8	142	165	130	M10x20	5	536	606.5	97/97/103
		189	32	35.3	10	160	165	130	M10x20	5	582.5	—	102/102
		240	32	35.3	10	192	215	180	M12x19	5	582.5	—	102/102
		240	38	41.3	10	192	215	180	M12x19	5	582.5	—	102/102

Image	Image	Image	Mt	D	E	F	G	M	N	N1	N2	N4	X	P		Kg
														2/3x	3x	
			M6 15 Nm	120	15.5	14.5	17.75	14	96	100	80	M6x12	4	—	630	90
			M6 15 Nm	120	15.5	14.5	17.75	19	96	100	80	M6x12	4	559.5	630	94/94/93
			M6 15 Nm	130	16.5	15	17.75	14	102	115	95	M8x16	4	559.5	630	94/94/93
			M6 15 Nm	130	16.5	15	17.75	19	102	115	95	M8x16	4	559.5	630	94/94/93
			M6 15 Nm	130	16.5	15	17.75	24	102	115	95	M8x16	4	559.5	630	94/94/93
			M6 15 Nm	140	16.5	16	17.75	19	120	130	110	M8x16	5	559.5	630	95/95/93
			M6 15 Nm	140	16.5	16	17.75	24	120	130	110	M8x16	5	559.5	630	95/95/93
			M6 15 Nm	188	19	16	17.75	24	142	165	130	M10x20	5	559.5	630	96/96/104
			M8 36 Nm	189	20	17	17.75	32	160	165	130	M10x20	5	605.5	—	105/105
			M8 36 Nm	240	20	17.5	17.75	32	192	215	180	M12x24	5	609.5	—	105/105
			M8 36 Nm	240	20	17.5	17.75	38	192	215	180	M12x24	5	609.5	—	105/105

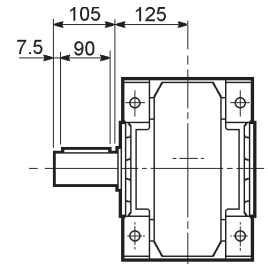
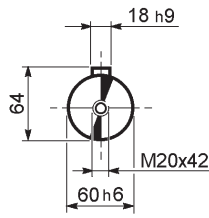
A 60...F...



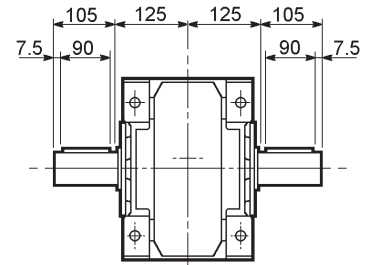
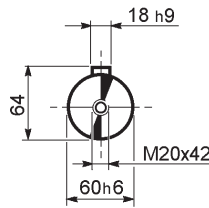


A 60

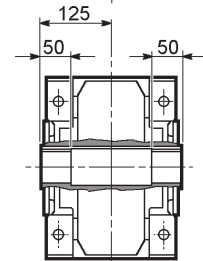
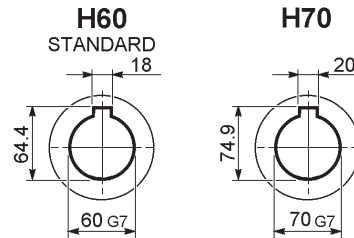
A 60...UR



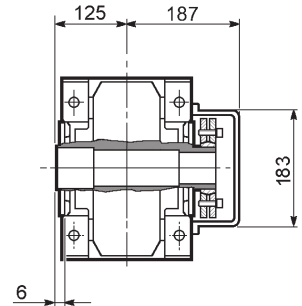
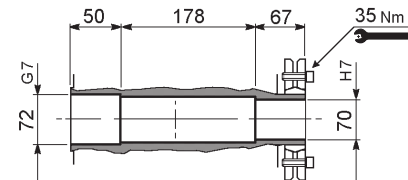
A 60...UD



A 60...UH

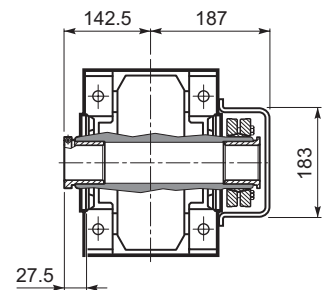
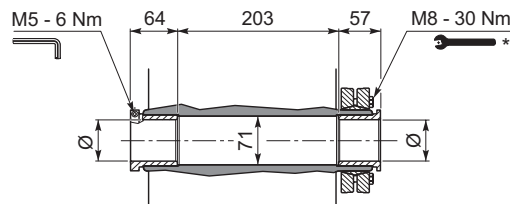


A 60...US

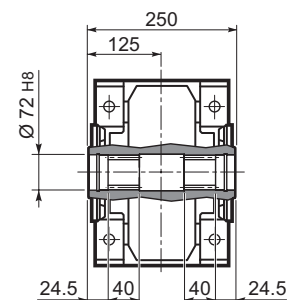


A 60...QF

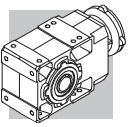
	Ø
QF60	60
QF65	65
QF70	70



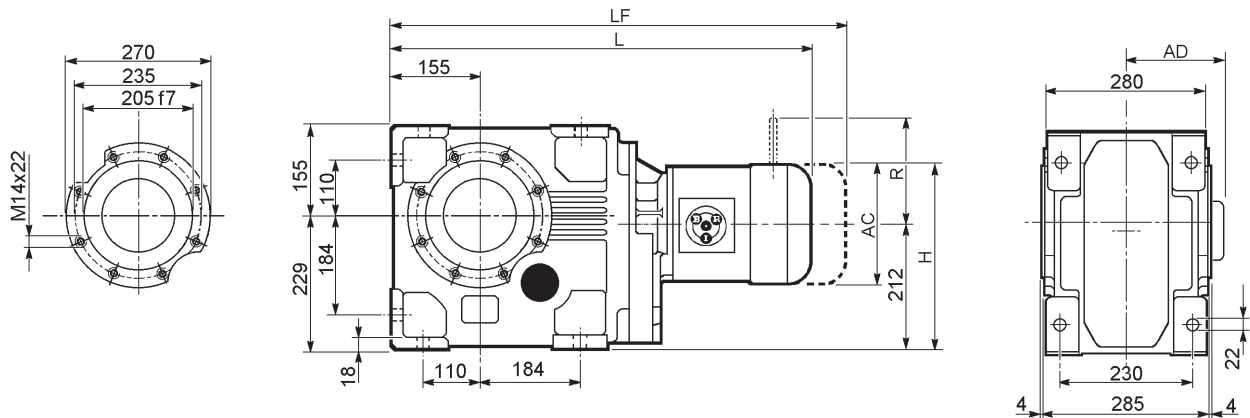
A 60...UV



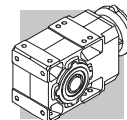
* Follow the MOUNTING INSTRUCTIONS supplied with the gearbox.



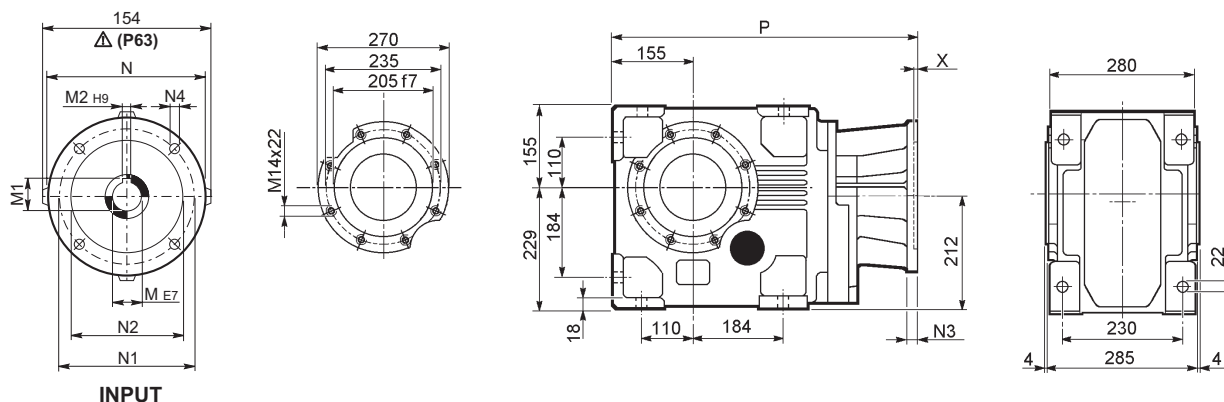
A 70...M



									M...FD M...FA		M...FD		M...FA	
			AC	H	L	AD		LF		R	AD	R	AD	
A 70 3	S2	M2S	156	290	688.5	119	152	758.5	156	129	146	134	119	
A 70 3	S3	M3S	195	309.5	731.5	142	157	827.5	164	160	158	160	142	
A 70 3	S3	M3L	195	309.5	763.5	142	164	854.5	171	160	158	160	142	
A 70 3	S4	M4	258	341	872.5	193	198	981.5	216	226	210	217	193	
A 70 3	S4	M4LC	258	341	907.5	193	206	1006.5	224	226	210	217	193	
A 70 3	S5	M5S	310	367	958	245	226	1098	256	266	245	247	245	
A 70 3	S5	M5L	310	367	1002	245	242	1142	272	266	245	247	245	
A 70 4	S1	M1	138	281	710.5	108	152	771.5	155	103	135	124	108	
A 70 4	S2	M2S	156	290	739.5	119	156	809.5	160	129	146	134	119	
A 70 4	S3	M3S	195	309.5	782.5	142	161	878.5	168	160	158	160	142	
A 70 4	S3	M3L	195	309.5	814.5	142	168	905.5	175	160	158	160	142	
A 70 4	S4	M4	258	341	922.5	193	202	1031.5	220	226	210	217	193	
A 70 4	S4	M4LC	258	341	957.5	193	210	1056.5	228	226	210	217	193	



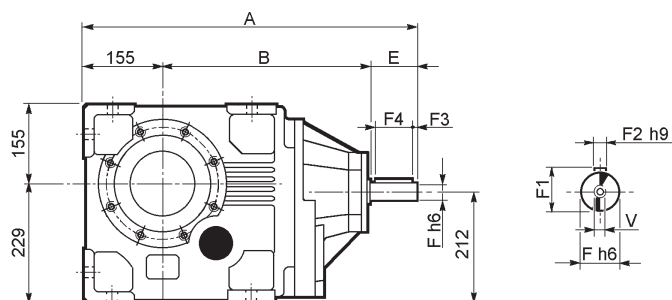
A 70...P(IEC)



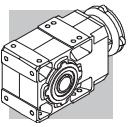
INPUT

		M	M1	M2	N	N1	N2	N3	N4	X	P	Kg		
		A 70 3	P80	19	21.8	6	200	165	130	—	M10x12	4	524	144
		A 70 3	P90	24	27.3	8	200	165	130	—	M10x12	4	524	144
		A 70 3	P100	28	31.3	8	250	215	180	—	M12x16	4.5	534	146
		A 70 3	P112	28	31.3	8	250	215	180	—	M12x16	4.5	534	146
		A 70 3	P132	38	41.3	10	300	265	230	16	14	5	570.5	154
		A 70 3	P160	42	45.3	12	350	300	250	23	18	6	626	169
		A 70 3	P180	48	51.8	14	350	300	250	23	18	6	626	169
		A 70 3	P200	55	59.3	16	400	350	300	—	M16x25	7	651	179
		A 70 4	P63	11	12.8	4	140	115	95	—	M8x19	4	555.5	146
		A 70 4	P71	14	16.3	5	160	130	110	—	M8x16	4.5	555.5	146
		A 70 4	P80	19	21.8	6	200	165	130	—	M10x12	4	575	147
		A 70 4	P90	24	27.3	8	200	165	130	—	M10x12	4	575	147
		A 70 4	P100	28	31.3	8	250	215	180	—	M12x16	4.5	585	148
		A 70 4	P112	28	31.3	8	250	215	180	—	M12x16	4.5	585	148
		A 70 4	P132	38	41.3	10	300	265	230	16	14	5	618.5	157

A 70...HS

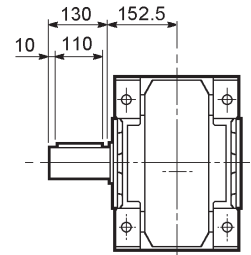
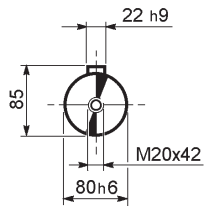


		A	B	E	F	F1	F2	F3	F4	V	Kg	
		A 70 3	708.5	443.5	110	42	45	12	10	90	M12x28	165
	HS	A 70 4	644.5	439.5	50	24	27	8	2.5	45	M8x19	149

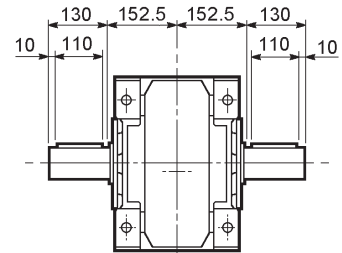
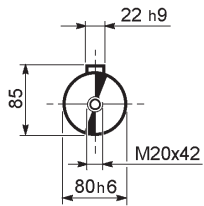


A 70

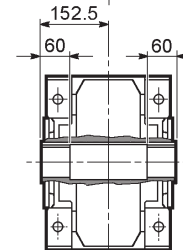
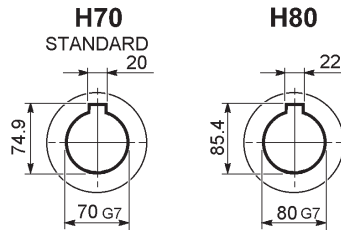
A 70...UR



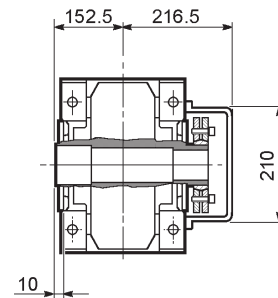
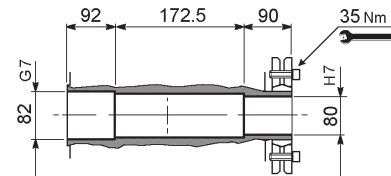
A 70...UD



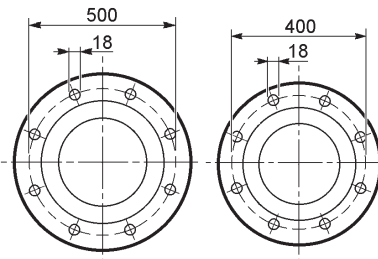
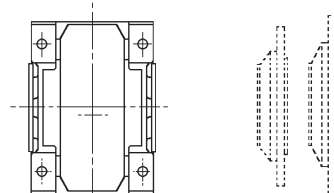
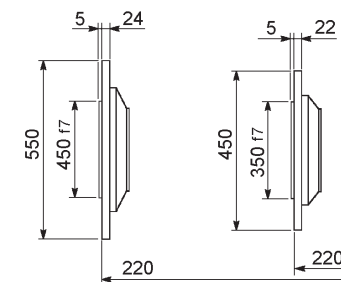
A 70...UH



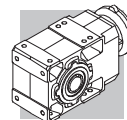
A 70...US



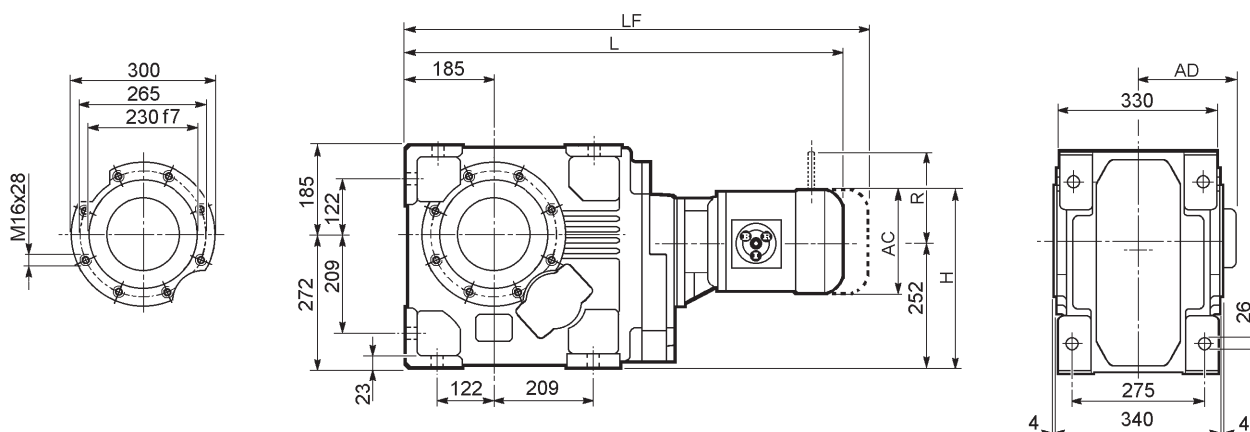
A 70...F...



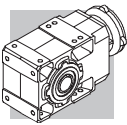
B A



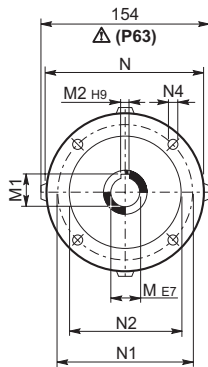
A 80...M



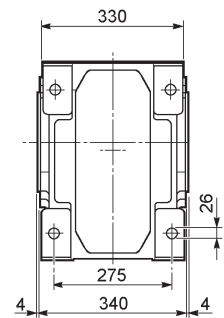
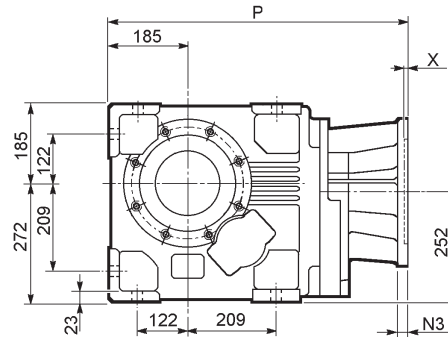
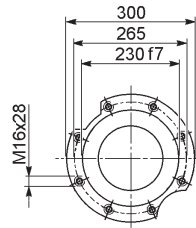
									M...FD M...FA		M...FD		M...FA	
			AC	H	L	AD		LF		R	AD	R	AD	
A 80 3	S3	M3S	195	349.5	809.5	142	256	905.5	264	160	158	160	142	
A 80 3	S3	M3L	195	349.5	841.5	142	264	932.5	271	160	158	160	142	
A 80 3	S4	M4	258	381	949.5	193	298	1058.5	316	226	210	217	193	
A 80 3	S4	M4LC	258	381	984.5	193	306	1083.5	324	226	210	217	193	
A 80 3	S5	M5S	310	407	1036	245	326	1176	356	266	245	247	245	
A 80 3	S5	M5L	310	407	1080	245	342	1220	372	266	245	247	245	
A 80 4	S1	M1	138	321	800.5	108	246	861.5	249	103	135	124	108	
A 80 4	S2	M2S	156	330	829.5	119	250	899.5	254	129	146	134	119	
A 80 4	S3	M3S	195	349.5	872.5	142	255	968.5	262	160	158	160	142	
A 80 4	S3	M3L	195	349.5	904.5	142	262	995.5	269	160	158	160	142	
A 80 4	S4	M4	258	381	1012.5	193	296	1121.5	314	226	210	217	193	
A 80 4	S4	M4LC	258	381	1047.5	193	304	1146.5	322	226	210	217	193	



A 80...P(IEC)

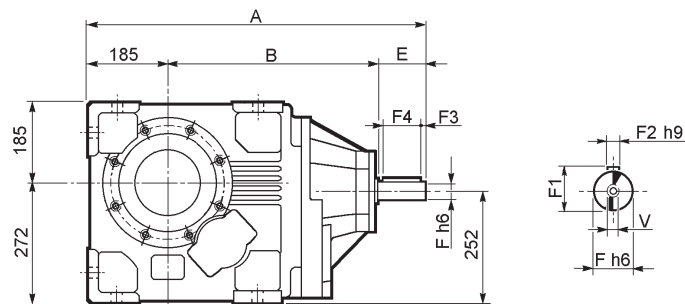


INPUT

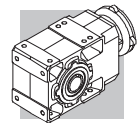


		M	M1	M2	N	N1	N2	N3	N4	X	P	Kg		
		A 80 3	P80	19	21.8	6	200	165	130	—	M10x12	4	602	243
		A 80 3	P90	24	27.3	8	200	165	130	—	M10x12	4	602	243
		A 80 3	P100	28	31.3	8	250	215	180	—	M12x16	4.5	612	245
		A 80 3	P112	28	31.3	8	250	215	180	—	M12x16	4.5	612	245
		A 80 3	P132	38	41.3	10	300	265	230	16	14	5	648.5	253
		A 80 3	P160	42	45.3	12	350	300	250	23	18	6	704	268
		A 80 3	P180	48	51.8	14	350	300	250	23	18	6	704	268
		A 80 3	P200	55	59.3	16	400	350	300	—	M16x25	7	729	279
		A 80 3	P225	60	64.4	18	450	400	350	25	18	6	774.5	298
		A 80 4	P63	11	12.8	4	140	115	95	—	M8x19	4	645.5	248
		A 80 4	P71	14	16.3	5	160	130	110	—	M8x16	4.5	645.5	248
		A 80 4	P80	19	21.8	6	200	165	130	—	M10x12	4	665	249
		A 80 4	P90	24	27.3	8	200	165	130	—	M10x12	4	665	249
		A 80 4	P100	28	31.3	8	250	215	180	—	M12x16	4.5	675	250
		A 80 4	P112	28	31.3	8	250	215	180	—	M12x16	4.5	675	250
		A 80 4	P132	38	41.3	10	300	265	230	16	M12x16	5	711.5	259

A 80...HS

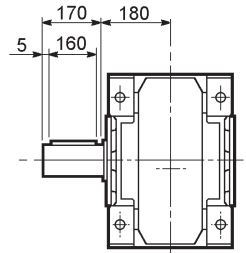
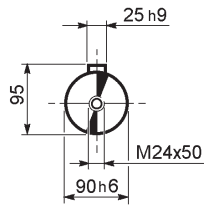


		A	B	E	F	F1	F2	F3	F4	V	Kg		
		A 80 3	HS	786.5	491.5	110	42	45	12	10	90	M12x28	265
		A 80 4	HS	735	499	50	24	27	8	2.5	45	M8x19	250

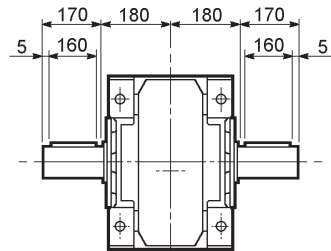
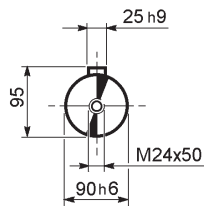


A 80

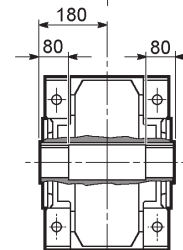
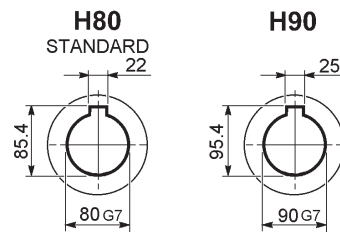
A 80...UR



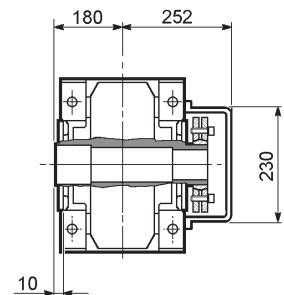
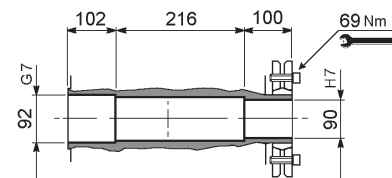
A 80...UD



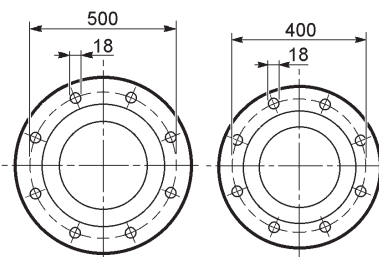
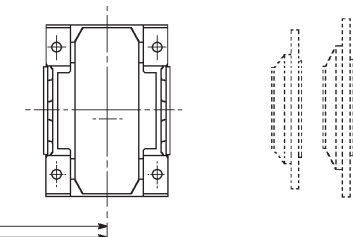
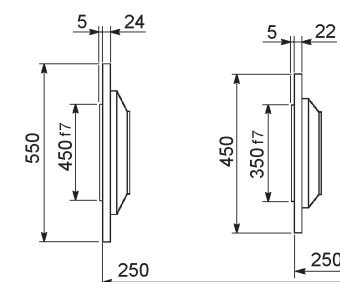
A 80...UH



A 80...US

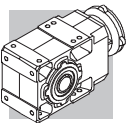


A 80...F...

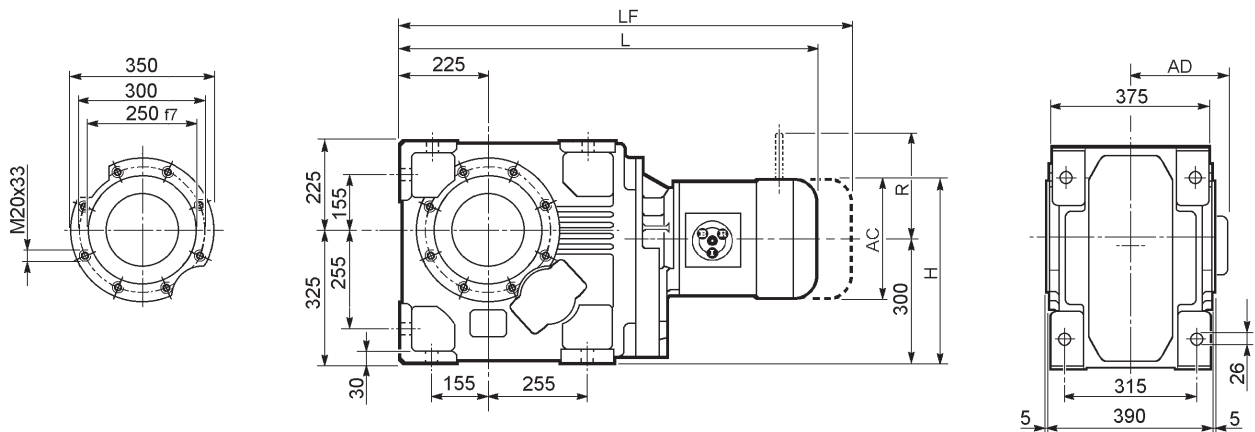


B

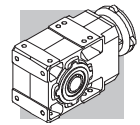
A



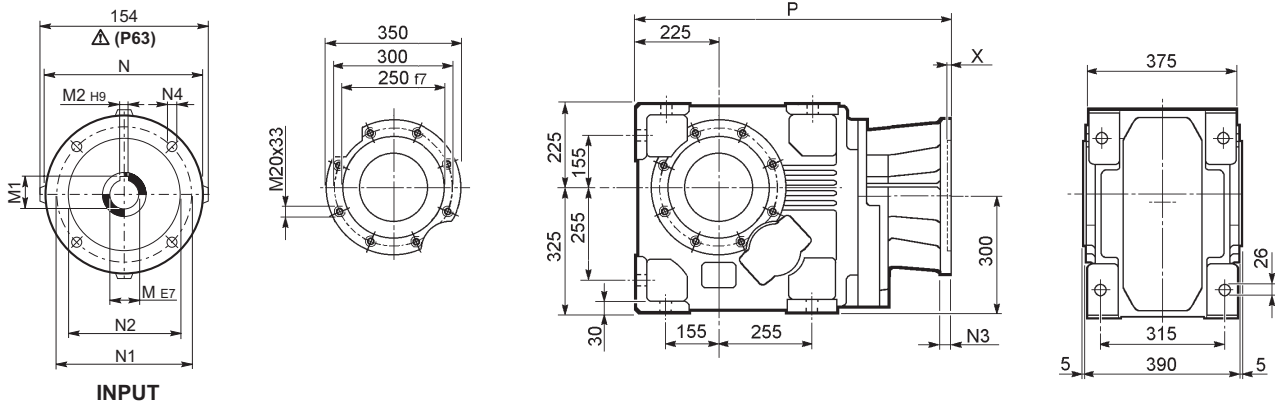
A 90...M



									M...FD M...FA		M...FD		M...FA	
			AC	H	L	AD		LF		R	AD	R	AD	
			195	397.5	930.5	142	413	1026.5	420	160	158	160	142	
			195	397.5	962.5	142	420	1053.5	427	160	158	160	142	
			258	429	1070.5	193	454	1179.5	472	226	210	217	193	
			258	429	1105.5	193	462	1204.5	480	226	210	217	193	
			310	455	1157	245	482	1297	512	266	245	247	245	
			310	455	1201	245	498	1341	528	266	245	247	245	
			138	369	941.5	108	412	1002.5	249	103	135	124	108	
			156	378	970.5	119	422	1040.5	426	129	146	134	119	
			195	397.5	1013.5	142	427	1109.5	434	160	158	160	142	
			195	397.5	1045.5	142	434	1136.5	441	160	158	160	142	
			258	429	1153.5	193	468	1262.5	486	226	210	217	193	
			258	429	1188.5	193	476	1287.5	494	226	210	217	193	

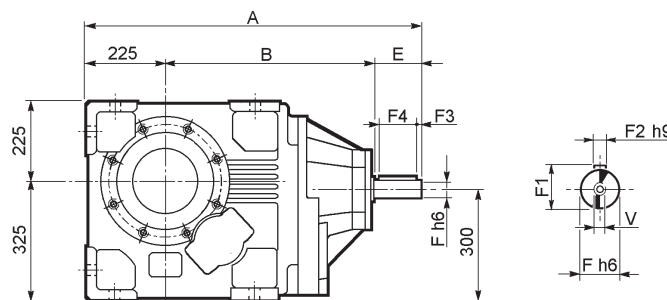


A 90...P(IEC)

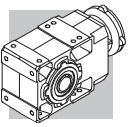


		M	M1	M2	N	N1	N2	N3	N4	X	P	kg
A 90 3	P80	19	21.8	6	200	165	130	—	M10x12	4	723	400
A 90 3	P90	24	27.3	8	200	165	130	—	M10x12	4	723	400
A 90 3	P100	28	31.3	8	250	215	180	—	M12x16	4.5	733	401
A 90 3	P112	28	31.3	8	250	215	180	—	M12x16	4.5	733	401
A 90 3	P132	38	41.3	10	300	265	230	16	14	5	769.5	409
A 90 3	P160	42	45.3	12	350	300	250	23	18	6	825	428
A 90 3	P180	48	51.8	14	350	300	250	23	18	6	825	429
A 90 3	P200	55	59.3	16	400	350	300	—	M16x25	7	850	436
A 90 3	P225	60	64.4	18	450	400	350	30	18	6	895.5	472
A 90 3	P250	65	69.4	18	550	500	450	30	18	6	925.5	475
A 90 4	P63	11	12.8	4	140	115	95	—	M8x19	4	786.5	411
A 90 4	P71	14	16.3	5	160	130	110	—	M8x16	4.5	786.5	412
A 90 4	P80	19	21.8	6	200	165	130	—	M10x12	4	806	413
A 90 4	P90	24	27.3	8	200	165	130	—	M10x12	4	806	413
A 90 4	P100	28	31.3	8	250	215	180	—	M12x16	4.5	816	415
A 90 4	P112	28	31.3	8	250	215	180	—	M12x16	4.5	816	415
A 90 4	P132	38	41.3	10	300	265	230	16	14	5	852.5	423
A 90 4	P160	42	45.3	12	350	300	250	23	18	5.5	903	434
A 90 4	P180	48	51.8	14	350	300	250	23	18	5.5	903	434

A 90...HS

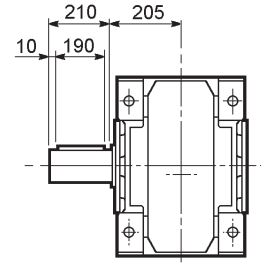
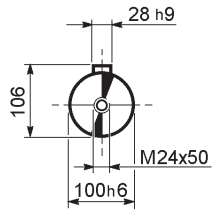


		A	B	E	F	F1	F2	F3	F4	V	kg
A 90 3	HS	1009	644	140	60	64	18	10	120	M16x36	465
A 90 4		875.5	600.5	50	24	27	8	2.5	45	M8x19	415

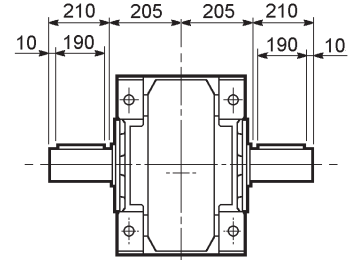
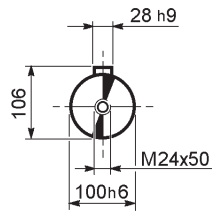


A 90

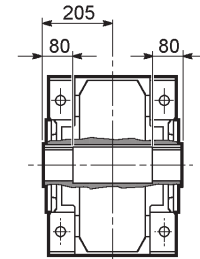
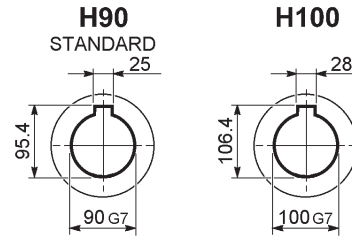
A 90...UR



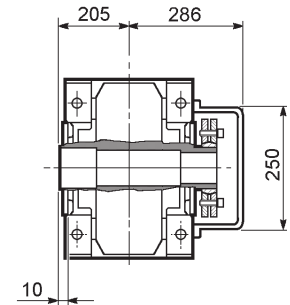
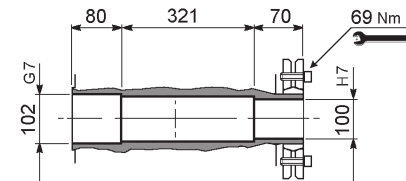
A 90...UD



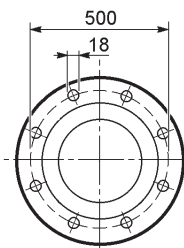
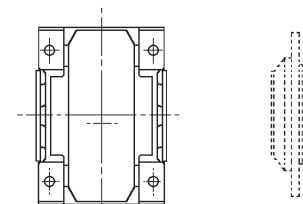
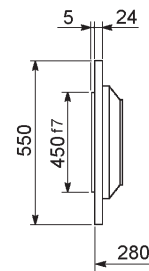
A 90...UH



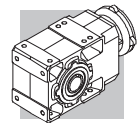
A 90...US



A 90...F...



A



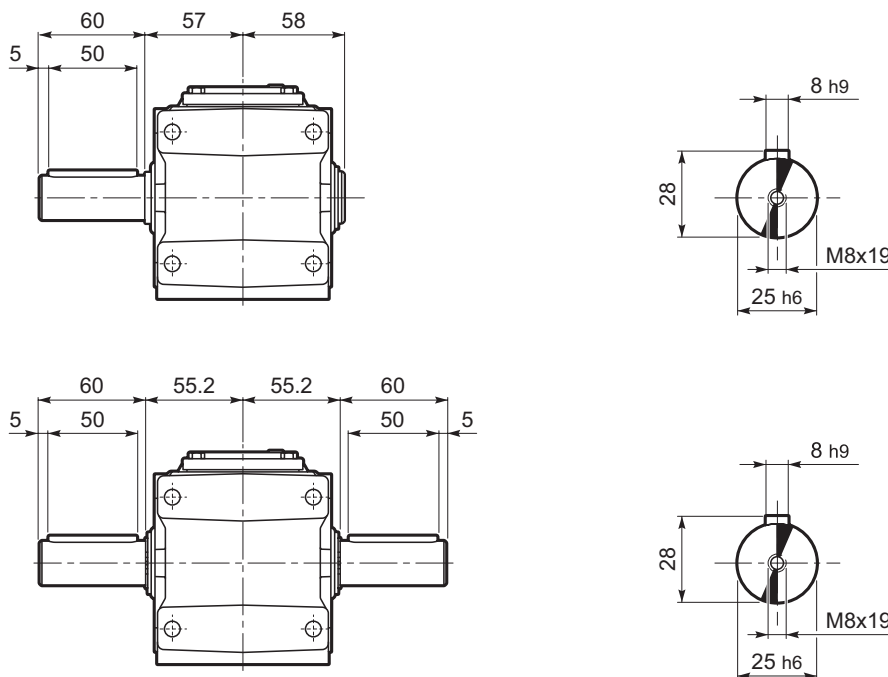
46 ACCESSORIES

46.1 A05 plug-in solid output shaft

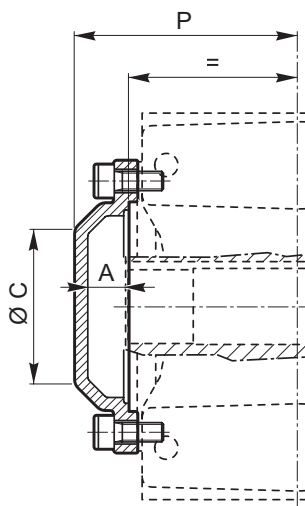
For gear unit A 05 a plug-in solid shaft is available as a mounting kit including shaft, snap ring, washer and parallel

keys in both the single (**A 05 single o/p shaft**) and the double extension (**A 05 double o/p shaft**) configuration.

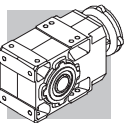
Shaft can be configured as either left- or right-hand and does not require any particular tooling.



46.2 Safety cover

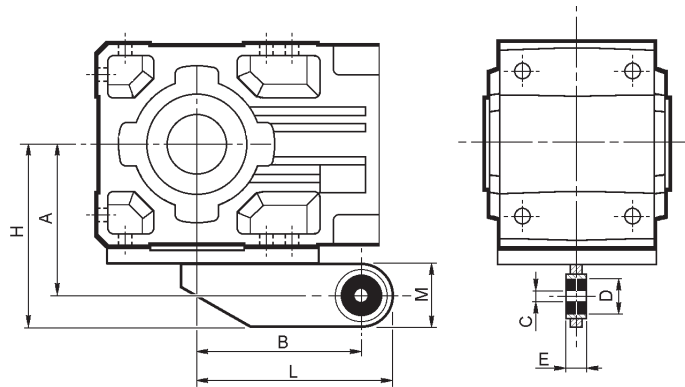


	A	Ø C	P
A 05	17.5	36	73.5
A 10	20.5	60	84.5
A 20	20	75	94
A 30	20	75	104
A 35	19.5	80	114
A 41	21	110	120
A 50	26	100	148.5
A 55	27	100	149
A 60	25	100	158
A 70	33.5	120	193.5
A 80	38	140	228
A 90	43	152	258

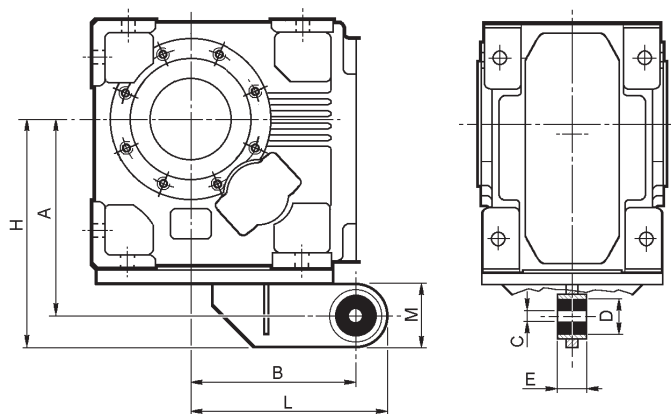


46.3 Torque arm

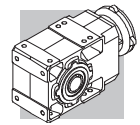
Torque arm comes complete with fastening bolts.



	A	B	C	D	E	H	L	M
A 05	90.5	80	10	30	20	115.5	105	50
A 10	108	118	10	30	20	138	148	60
A 20	118	137	10	30	20	148	167	60
A 30	135	150	20	40	25	170	185	70
A 35	145	165	20	40	25	180	200	70
A 41	157	200	20	40	25	192	235	70
A 50	200	250	32	56	40	245	295	90
A 55	200	250	32	56	40	245	295	90
A 60	225	300	32	56	40	270	345	90



	A	B	C	D	E	H	L	M
A 70	289	250	32	56	40	334	295	90
A 80	357	300	42	78	60	422	365	130
A 90	410	350	42	78	60	475	415	130

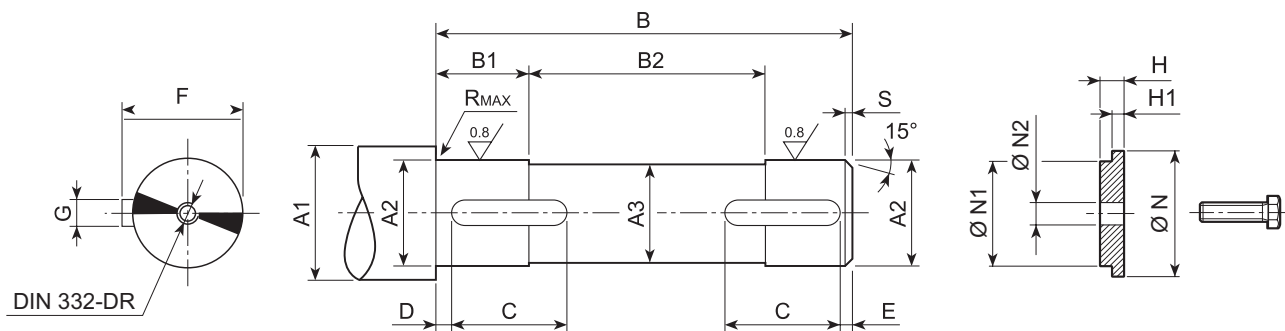




47 CUSTOMER' SHAFT

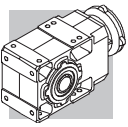
Make the driven shaft to be coupled to the gear unit's output shaft from a good quality steel, respecting the dimensions given in the table.

A device such as that illustrated below should also be installed to secure the shaft axially. Take care to verify and dimension the various components to suit the needs of the application.

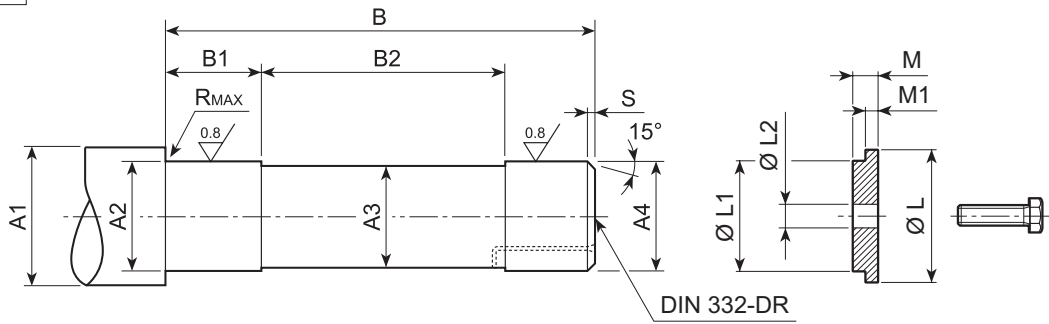
UH_




	A1	A2	A3	B	B1	B2	C	D	E	F	G	R	S		N	N1	N2	H	H1	
														UNI 6604						
A05 UH25	≥ 30	25 h7	24	102	21	62	20	2	2	28	8 h9	0.5	1.5	8x7x20 A	35	25 d9	9	7	5.5	M8x25
A10 UH30	≥ 35	30 h7	29	118	16	87	20	2	2	33	8 h9	0.5	1.5	8x7x20 A	35	30 d9	11	8.5	7	M10x30
A10 UH25	≥ 30	25 h7	24	118	16	87	20	2	2	28	8 h9	0.5	1.5	8x7x20 A	30+35	25 d9	9	7	5.5	M8x25
A20 UH35	≥ 42	35 h7	34	138	20	98	20	2	2	38	10 h9	0.5	1.5	10x8x20 A	42	35 d9	11	8.5	7	M10x30
A20 UH30	≥ 35	30 h7	29	138	20	98	25	2	2	33	8 h9	0.5	1.5	8x7x25 A	35+42	30 d9	11	8.5	7	M10x30
A30 UH40	≥ 47	40 h7	39	158	23	112	30	2	2	43	12 h9	0.5	1.5	12x8x30 A	47	40 d9	14	8.5	7	M12x35
A30 UH35	≥ 42	35 h7	34	158	23	112	30	2	2	38	10 h9	0.5	1.5	10x8x30 A	42+47	35 d9	11	8.5	7	M10x30
A35 UH40	≥ 47	40 h7	39	175	33	109	40	2	2	43	12 h9	1	1.5	12x8x40 A	47	40 d9	14	8.5	7	M12x35
A35 UH35	≥ 42	35 h7	34	175	33	109	40	2	2	38	10 h9	1	1.5	10x8x40 A	42+47	35 d9	11	8.5	7	M10x30
A41 UH45	≥ 52	45 h7	44	184	28	128	45	2.5	2.5	49.5	14 h9	1	2	14x9x45 A	52	45 d9	14	8.5	7	M12x35
A41 UH40	≥ 47	40 h7	39	184	28	128	50	2.5	2.5	43	12 h9	1	2	12x8x50 A	47+52	40 d9	14	8.5	7	M12x35
A50 UH55	≥ 63	55 h7	54	226	37.5	151	55	2.5	2.5	59	16 h9	1	2	16x10x55 A	63	55 d9	22	10	8	M20x50
A50 UH50	≥ 57	50 h7	49	226	37.5	151	65	2.5	2.5	53.5	14 h9	1	2	14x9x65 A	57+63	50 d9	18	10	8	M16x45
A55 UH60	≥ 70	60 h7	59	226	37.5	151	65	2.5	2.5	64	18 h9	2	2	18x11x65 A	70	60 d9	22	10	8	M20x50
A55 UH50	≥ 60	50 h7	49	226	37.5	151	75	2.5	2.5	53.5	14 h9	2	2	14x9x75 A	60+70	50 d9	18	10	8	M16x45
A60 UH70	≥ 78	70 h7	69	248	48	152	70	2.5	2.5	74.5	20 h9	2.5	2	20x12x70 A	78	70 d9	22	10	8.5	M20x50
A60 UH60	≥ 68	60 h7	59	248	48	152	80	2.5	2.5	64	18 h9	2.5	2	18x11x80 A	68+78	60 d9	22	10	8.5	M20x50
A70 UH80	≥ 89	80 h7	79	303	58	187	90	3	3	85	22 h9	2.5	2.5	22x14x90 A	89	80 d9	22	10	8.5	M20x50
A70 UH70	≥ 78	70 h7	69	303	58	187	110	3	3	74.5	20 h9	2.5	2.5	20x12x110 A	78+89	70 d9	22	10	8.5	M20x50
A80 UH90	≥ 99	90 h7	89	358	78	202	120	3	3	95	25 h9	2.5	2.5	25x14x120 A	99	90 d9	26	22	20.5	M24x70
A80 UH80	≥ 89	80 h7	79	358	78	202	130	3	3	85	22 h9	2.5	2.5	22x14x130 A	89+99	80 d9	22	10	8.5	M20x50
A90 UH100	≥ 111	100 h7	99	408	78	252	160	3	3	106	28 h9	2.5	2.5	28x16x160 A	111	100 d9	26	22	20.5	M24x70
A90 UH90	≥ 99	90 h7	89	408	78	252	190	3	3	95	25 h9	2.5	2.5	25x14x190 A	99+111	90 d9	26	22	20.5	M24x70

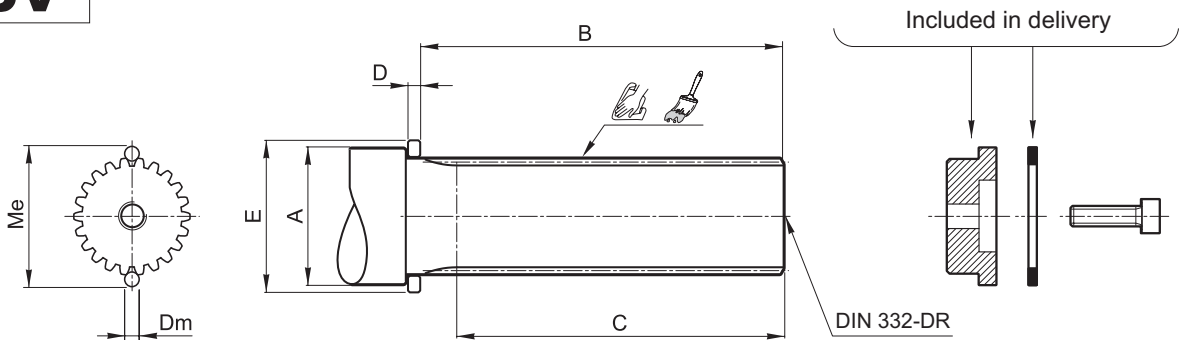




US

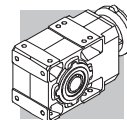


	A1	A2	A3	A4	B	B1	B2	R	S	L	L1	L2	M	M1	 UNI 5739
A 05	≥ 35	27 h7	24	25 h6	129.5	32	63.5	0.5	1.5	29.5	25 d9	11	8.5	7	M10x30
A 10	≥ 42	32 h7	29	30 h6	147.5	34	77.5	0.5	1.5	35.5	30 d9	11	8.5	7	M10x30
A 20	≥ 48	37 h7	34	35 h6	170	40	89	0.5	1.5	43	35 d9	14	8.5	7	M12x35
A 30	≥ 54	42 h7	39	40 h6	191.5	48	95.5	0.5	1.5	49	40 d9	18	10	8.5	M16x45
A 35	≥ 54	42 h7	39	40 h6	208.5	48	112.5	0.5	1.5	49	40 d9	18	10	8.5	M16x45
A 41	≥ 60	47 h7	44	45 h6	222	53	117	1	2	54	45 d9	18	10	8.5	M16x45
A 50	≥ 72	57 h7	54	55 g6	264	46	156	1	2	72	55 d9	22	10	8.5	M20x50
A 55	≥ 72	62 h7	59	60 g6	266	46	158	2.5	2	72	60 d9	22	10	8.5	M20x50
A 60	≥ 90	72 h7	69	70 g6	293	48	178	2.5	2.5	85	70 d9	22	10	8.5	M20x50
A 70	≥ 104	82 h7	79	80 g6	352.5	90	172.5	2.5	2.5	95	80 d9	22	10	8.5	M20x50
A 80	≥ 114	92 h7	89	90 g6	416	100	216	2.5	2.5	105	90 d9	26	22	20.5	M24x70
A 90	≥ 126	102 h7	99	100 g6	469	78	321	2.5	2.5	120	100 d9	26	22	20.5	M24x70

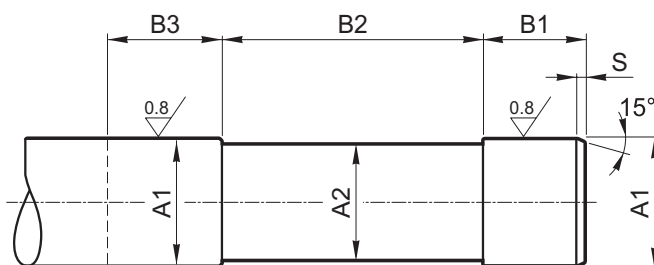
UV



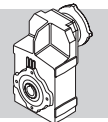
	 DIN 5480	Me	Dm	A	B	C	D	E	 ISO 4762
A 20	30x1.25x30x22	33.04 +0/-0.04	2.75	≥ 40	111.5	≥ 95	7	45	M10x35
A 30	35x2x30x16	38.93 +0/-0.04	4	≥ 45	130.5	≥ 112	7	50	M12x40
A 35	35x2x30x16	38.93 +0/-0.04	4	≥ 45	147.5	≥ 129	7	50	M12x40
A 41	45x2x30x21	48.86 +0/-0.04	4	≥ 55	155.5	≥ 136	7	60	M16x45
A 50	50x2x30x24	54.14 +0/-0.05	4	≥ 60	196	≥ 175	7	65	M16x45
A 55	50x2x30x24	54.14 +0/-0.05	4	≥ 60	196	≥ 175	7	65	M16x45
A 60	65x2x30x31	68.97 +0/-0.05	4	≥ 75	213.5	≥ 191	7	80	M20x55



QF



		A1	A2	B1	B2	B3	S
A 10	QF25	25 h6	24	41	95	≥ 50	1.5
	QF30	30 h6	29				
A 20	QF25	25 h6	24	41	115	≥ 50	1.5
	QF30	30 h6	29				
A 30	QF35	35 h6	34	45	130	≥ 54	1.5
	QF40	40 h6	39				
A 35	QF35	35 h6	34	45	146.5	≥ 54	1.5
	QF40	40 h6	39				
A 41	QF40	40 h6	39	47	151.5	≥ 56	2
	QF45	45 h6	44				
A 50	QF50	50 h6	49	48	197	≥ 57	2
	QF55	55 h6	54				
A 55	QF55	55 h6	54	50	190	≥ 59	2
	QF60	60 h6	59				
A 60	QF60	60 h6	59	57	203	≥ 66	2.5
	QF65	65 h6	64				
	QF70	70 h6	69				



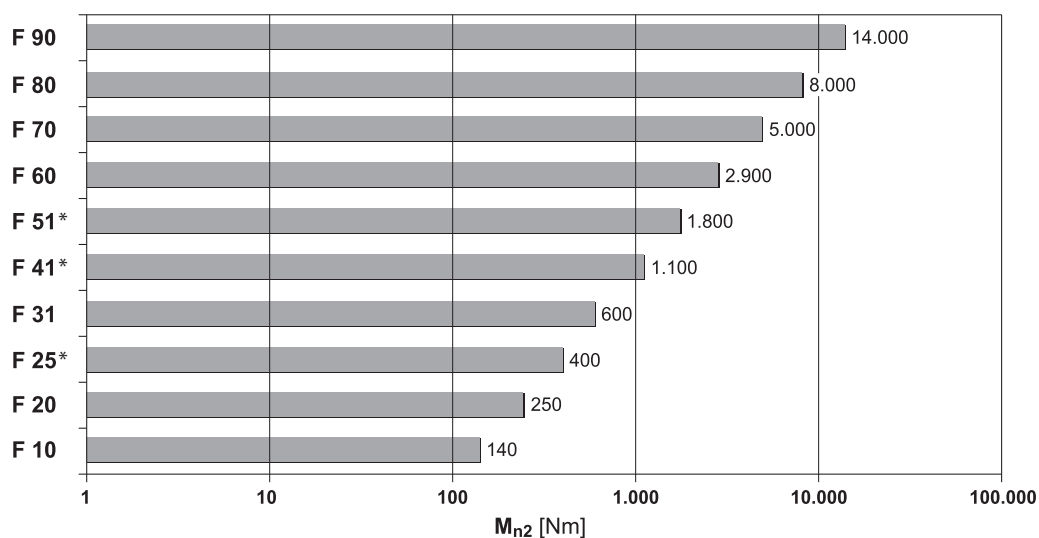
SHAFT MOUNTED GEAR UNITS SERIES F

48 DESIGN FEATURES


The main design characteristics are:

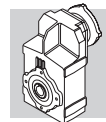
- modularity
- space effectiveness
- universal mounting
- high efficiency
- quiet operation
- gears in hardened and case-hardened steel
- bare aluminium housing for sizes 10, 20 and 25,
high strength painted cast-iron housings for larger frame sizes.

(D 38)

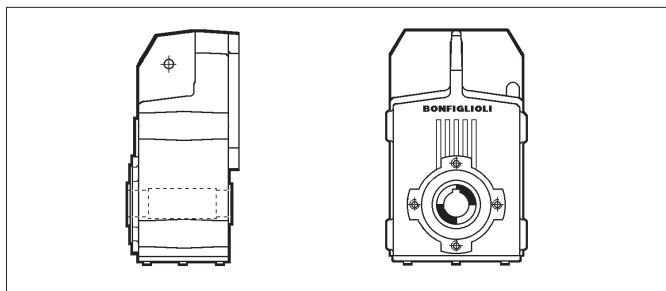


* For any limitations regarding construction type QF see the "VERSIONS" chapter.





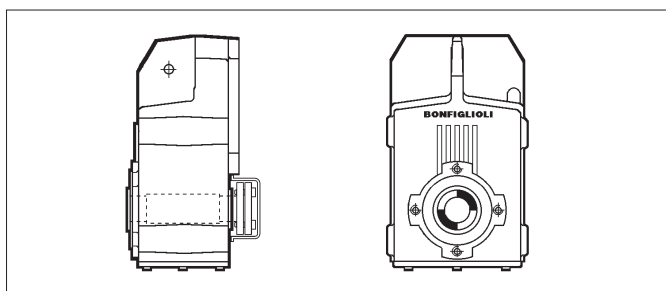
49 VERSIONS



H

Hollow output shaft and keyway

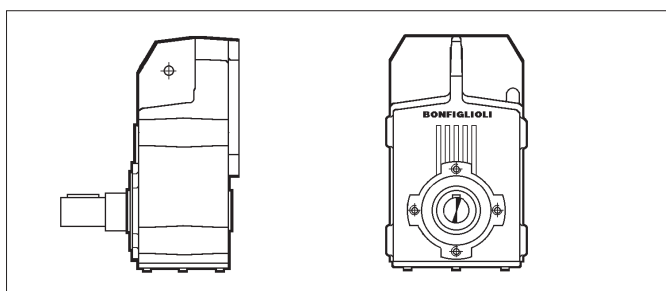
F 10 ... F 90



S

Hollow output shaft and shrink disc

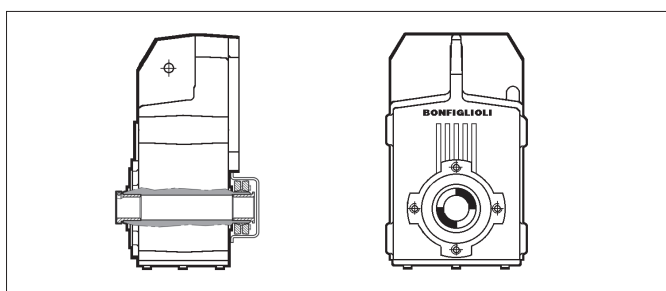
F 10 ... F 90



R

Solid output shaft

F 10 ... F 90



QF (Quick-fit)

Hollow shaft with adapter bushings and shrink disc

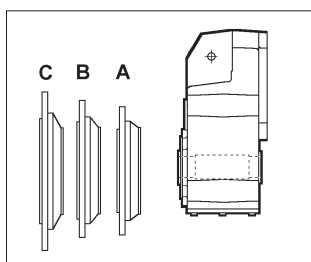
F 10 ... F 60

$M_{n2 \max}$ [Nm]	
F 25 QF30	350
F 41 QF42	850
F 41 QF45	1000
F 51 QF50	1750

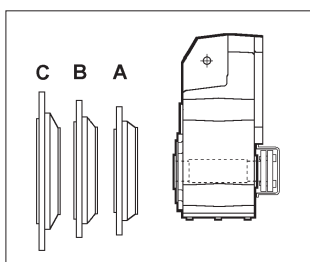
Basic versions with bolted flange

The sketches show the applicable flanges to the basic versions.

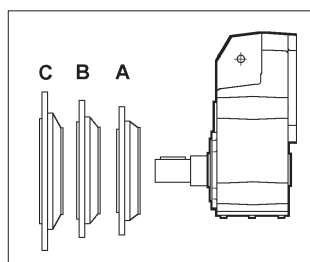
H... F...



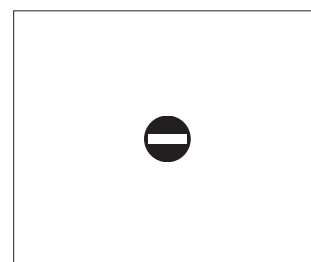
S F...

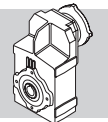


R F...



QF...





50 DESIGNATION

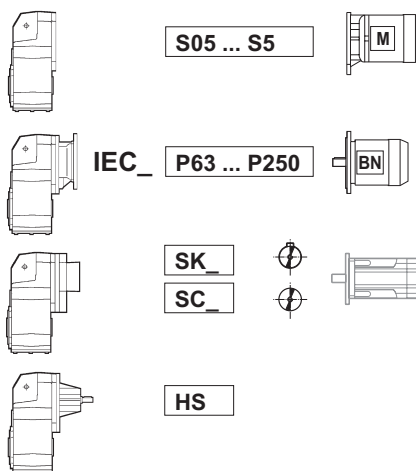
GEAR UNIT

F 10 2 H30 FA 48.7 S1 H5

OPTIONS 322

MOUNTING POSITION
H1 (Default), H2, H3, H4, H5, H6 324

INPUT CONFIGURATION

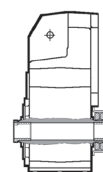
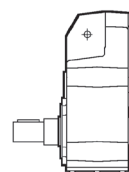
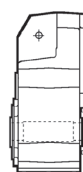
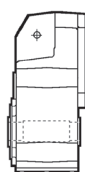


GEAR RATIO

OUTPUT FLANGE SIZE AND POSITION (specify only if requested)

F = Flanged version
A, B, C = Flange size

VERSION



	H											S	R	QF
	F 10	F 20	F 25	F 31	F 41	F 51	F 60	F 70	F 80	F 90		(F 10...F 90)	(F 10...F 90)	(F 10...F 60)
Standard	H25	H30	H35	H35	H40	H50	H60	H80	H90	H100				
Alternative	H30	H35	H40	H40	H45	H55	H70	H70	H80	H90		← Alternative diameters available on request		

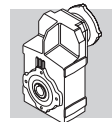
REDUCTIONS

2 (F 10...F 51), **3** (F 20...F 90), **4** (F 31...F 90)

GEAR FRAME SIZE

10, 20, 25, 31, 41, 51, 60, 70, 80, 90

TYPE **F** = helical shaft-mounted gear unit



MOTOR

BRAKE

M 1LA 4 230/400-50 IP54 CLF W FD 7.5 R SB 220 SA

OPTIONS

322

BRAKE SUPPLY

513 518 523 526

RECTIFIER TYPE AC/DC
NB, SB, NBR, SBR

514 519

BRAKE HAND RELEASE
R, RM

528

BRAKE TORQUE

515 520 523 526

BRAKE TYPE
FD, AFD (d.c. brake)
FA, BA (a.c. brake)

512 517 522 525

TERMINAL BOX POSITION
W (default), N, E, S

324

MOTOR MOUNTING
— (compact motor)
B5 (IEC - motor)

INSULATION CLASS
CL F standard
CL H option

506

DEGREE OF PROTECTION
IP55 standard (IP54 - brake motor)

501

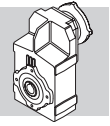
VOLTAGE - FREQUENCY

504

POLE NUMBER
2, 4, 6, 2/4, 2/6, 2/8, 2/12, 4/6, 4/8

MOTOR SIZE
0B ... 5LA (compact motor)
63A ... 280M (IEC motor)

MOTOR TYPE
M = compact 3-phase
BN = IEC 3-phase



50.1 Gearbox options

AL, AR

Anti-run back device. Directions of rotation to be indicated and types of gearboxes in which the anti-run back device can be installed are listed in chapter 55.

SO

Gear units F 10 through F 41 usually factory filled with oil, to be supplied unlubricated.

LO

Gearboxes F 51 through F 90, usually supplied without oil, to be supplied with synthetic oil currently used by BONFIGLIOLI RIDOTTORI and filled according to the mounting position specified.

DV

Dual oil seals on input shaft. (Only available for integral gearmotors).

VV

Oil seal in Fluoro elastomer compound on input shaft.

PV

Both input and output shafts feature oil seal in Fluoro elastomer compound.

FL

Machined and drilled flats for side mounting (F 10 through F 41). (Default for F 51 through F 90).

Accessories

See chapter 63 of this catalogue.

50.2 Motor options

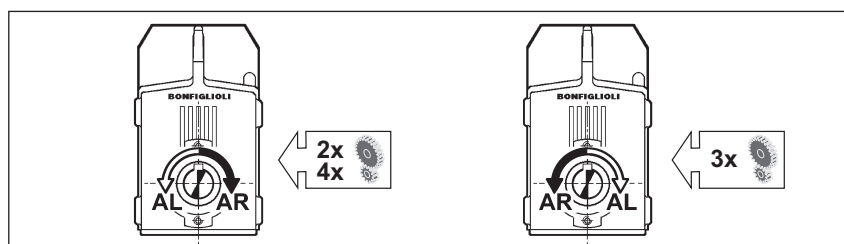
AA, AC, AD

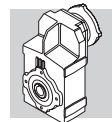
Angular position of the brake release lever with respect to the terminal box, looking from fan side. Standard position = 90° clockwise. AA = 0°, AC = 180°, AD = 90° counterclockwise.

AL, AR

A backstop device on the motor itself, as described in the electric motors section of this catalogue, is available for gearmotors with integral M Series motors. Table D39 shows the direction of free rotation of the gearbox, on the basis of which the correct option must be selected.

(D 39)



**CF**

Capacitive filter.

D3

3 bimetallic winding temperature sensors, calibrated at 150°C.

E3

3 winding temperature thermistors, calibrated at 150°C.

F1

Flywheel for soft start and stop.

H1

Anti condensate heaters. Standard voltage 1~ 230V \pm 10%.

PN

60 Hz power corresponding to the normalized 50 Hz power.

PS

Double shaft extension (barring RC and U1 options).

RC

Drip cover (barring option PS).

RV

Rotor balancing in vibration class B.

TC

Option TC is a rain canopy variant for textile industry environments.

This option is not compatible with variants EN1, EN2, EN3 and will not fit motors equipped with a BA brake.

TP

Tropicalization.

U1

Forced cooling (barring options PS and CUS).

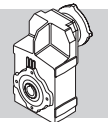
U2

Separate supply forced ventilation without terminal box. Cables are pre-wired. Configuration is not compatible with options PS and CUS. Available on motors;

BN 71 ... BN 132,

M1 ... M4.

For further information on options, consult the electric motors section.



51 LUBRICATION

The inner parts of Bonfiglioli gear units are oil-bath and splash lubricated. Frame sizes F 10 through F 41 are supplied by the factory, or by the authorized dealers, already filled with oil.

Unless otherwise specified, units size F 51 and larger are usually supplied unlubricated as it will be the customer care to fill them with oil prior to putting them into operation.

In both cases, depending on the version, prior to putting the gear unit into operation may need to replace the closed plug used for transportation purposes with breather plug supplied with.

For the reference charts of oil plugs placement and quantity of lubricant, refer to the Installation, Operation and Maintenance Manual (available on www.bonfiglioli.com).

The “long life” polyglycol-based lubricant supplied by the factory, in the absence of contamination, does not require periodical oil changes throughout the life of the gear unit.

Operation of gear units is permitted at ambient temperatures between -20°C and $+40^{\circ}\text{C}$. However, for temperatures between -20°C and -10°C unit may only start up after it has been progressively and evenly pre-heated, or otherwise initially operated unloaded.

Load may then be connected to the output shaft when the gear unit has reached the temperature of -10°C , or higher.

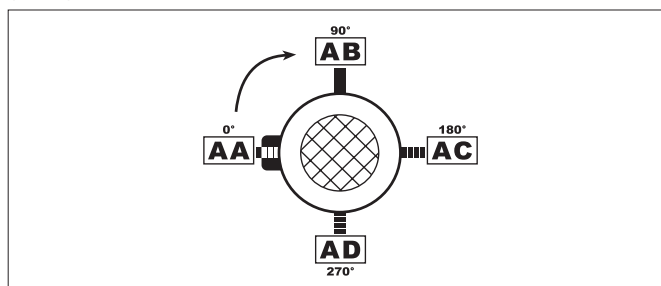
52 MOUNTING POSITION AND TERMINAL BOX ANGULAR LOCATION

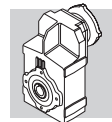
Location of motor terminal box can be specified by viewing the motor from the fan side; standard location is shown in black (W).

Angular location of the brake release lever.

Unless otherwise specified, brake motors have the manual device side located, 90° apart from terminal box. Different angles can be specified through the relevant options available.

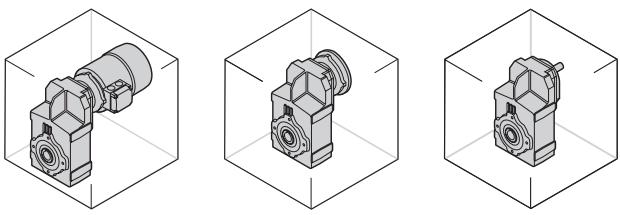
(D 40)





F ...

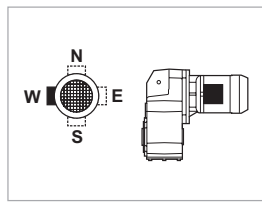
H1



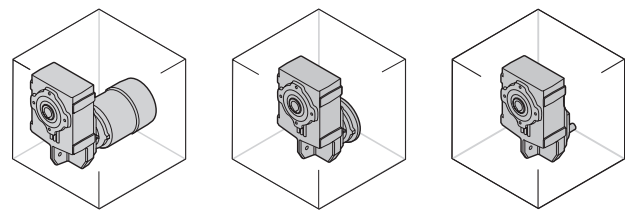
_S

_P(IEC) _SK / _SC

_HS



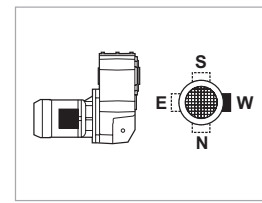
H2



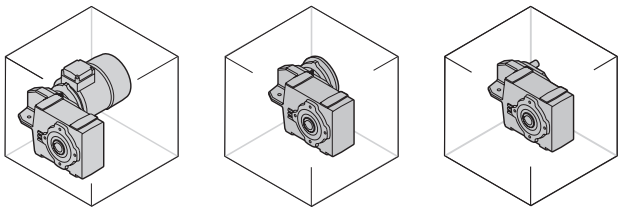
_S

_P(IEC) _SK / _SC

_HS



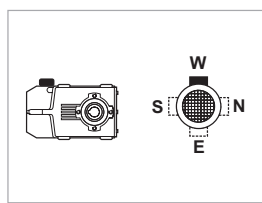
H3



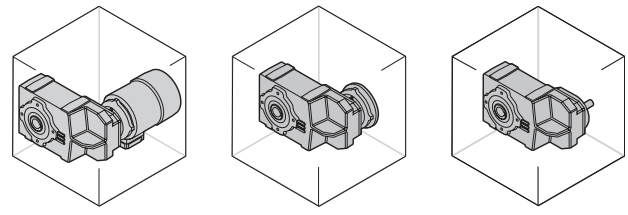
_S

_P(IEC) _SK / _SC

_HS



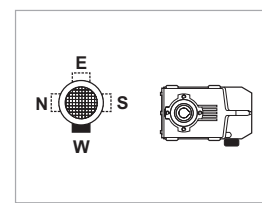
H4



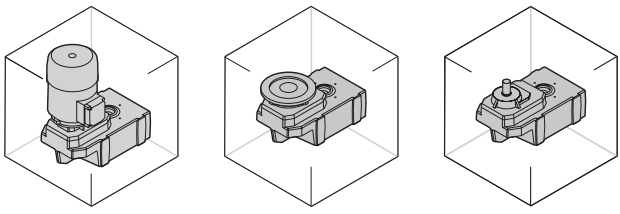
_S

_P(IEC) _SK / _SC

_HS



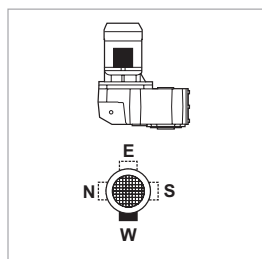
H5



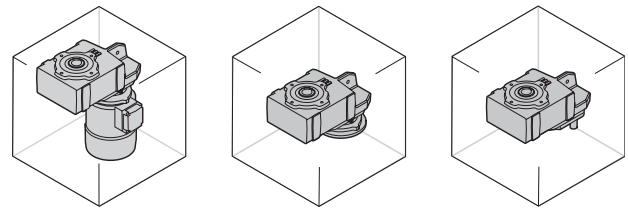
_S

_P(IEC) _SK / _SC

_HS



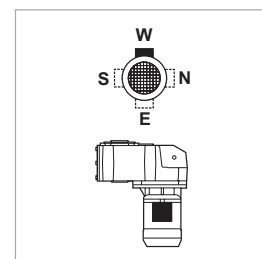
H6



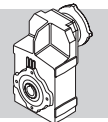
_S

_P(IEC) _SK / _SC

_HS



W = Default



53 OVERHUNG LOADS

External transmissions keyed onto input and/or output shaft generate loads that act radially onto same shaft.

Resulting shaft loading must be compatible with both the bearing and the shaft capacity. Namely shaft loading (R_{c1} for input shaft, R_{c2} for output shaft), must be equal or lower than admissible overhung load capacity for shaft under study (R_{n1} for input shaft, R_{n2} for output shaft). OHL capability listed in the rating chart section.

In the formulas given below, index (1) applies to parameters relating to input shaft, whereas index (2) refers to output shaft.

The load generated by an external transmission can be calculated with close approximation by the following equations:

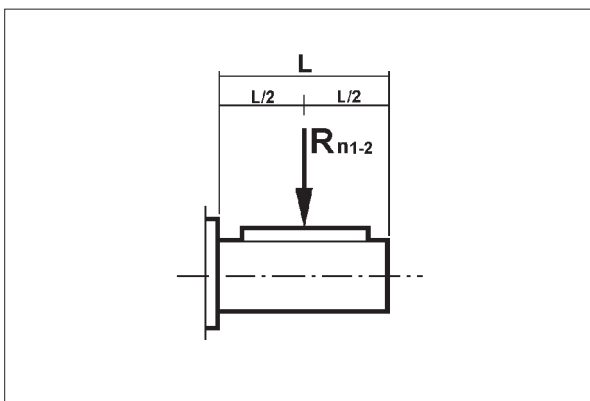
$$R_{c1} [N] = \frac{2000 \cdot M_1 [Nm] \cdot K_r}{d [mm]} \quad ; \quad R_{c2} [N] = \frac{2000 \cdot M_2 [Nm] \cdot K_r}{d [mm]} \quad (35)$$

(D 41)

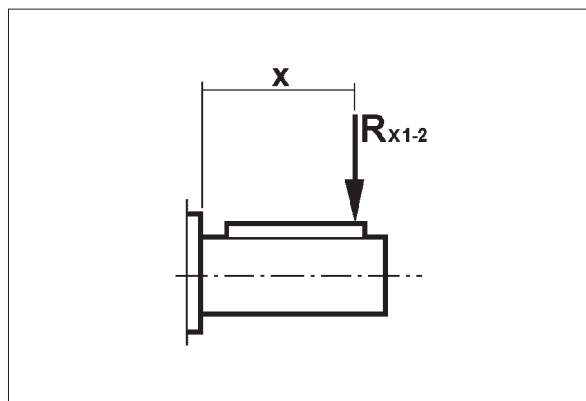
M_1 [Nm]	Torque applied to input shaft	$K_r = 1,25$	Gear transmission
M_2 [Nm]	Torque drawn at output shaft	$K_r = 1,5$	V-belt transmission
d [mm]	Pitch diameter of element keyed onto shaft	$K_r = 2,0$	Flat belt transmission
$K_r = 1$	Chain transmission		

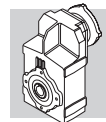
Verification of OHL capability varies depending on whether load applies at midpoint of shaft or it is shifted further out:

(D 42)



(D 43)





a) Load applied at midpoint of shaft, tab. (D42)

A comparison of shaft loading with catalogue OHL ratings should verify the following condition:

$$R_{c1} \leq R_{n1} \quad [\text{input shaft}]$$

or

$$R_{c2} \leq R_{n2} \quad [\text{output shaft}]$$

b) Load off the midpoint tab. (D43)

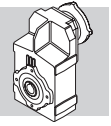
When load is shifted at an “x” distance from shaft shoulder, permissible load must be calculated for that distance.

Revised permissible overhung loads R_{x1} (input) and R_{x2} (output) are calculated respectively from original rated values R_{n1} and R_{n2} through factor:

$$\frac{a}{b+x} \quad (36)$$

(D 44)

	Load location factors					
	Output shaft			Input shaft		
	a	b	c	a	b	c
F 10 2	123	100.5	450	21	1	300
F 20 2	145	115	600	40	20	350
F 20 3	145	115	600	21	1	300
F 25 2 - F 25 3	157.5	127.5	800	40	20	350
F 25 4	157.5	127.5	800	21	1	300
F 31 2 - F 31 3	165	135	850	38.5	18.5	350
F 31 4	165	135	850	21	1	300
F 41 2 - F 41 3	191.5	151.5	1000	49.5	24.5	450
F 41 4	191.5	151.5	1000	40	20	350
F 51 2 - F 51 3	233.5	183.5	1300	49.5	24.5	450
F 51 4	233.5	183.5	1300	38.5	18.5	350
F 60 3	258.5	198.5	1100	55.5	25.5	600
F 60 4	258.5	198.5	1100	49.5	24.5	450
F 70 3	342	277	1600	86	31	1000
F 70 4	342	277	1600	49.5	24.5	450
F 80 3	386.5	301.5	1800	86	31	1000
F 80 4	386.5	301.5	1800	49.5	24.5	450
F 90 3	458.5	353.5	2400	116	46	1400
F 90 4	458.5	353.5	2400	49.5	24.5	450



Verification procedure is described here after.

INPUT SHAFT

1. Calculate:

$$R_{x1} = R_{n1} \cdot \frac{a}{b+x} \quad (37)$$

N.B. Subject to condition:

$$\frac{L}{2} \leq x \leq c \quad (38)$$

Finally, the following condition must be verified:

$$R_{c1} \leq R_{x1} \quad (39)$$

OUTPUT SHAFT

1. Calculate:

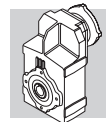
$$R_{x2} = R_{n2} \cdot \frac{a}{b+x} \quad (40)$$

N.B. Subject to condition:

$$\frac{L}{2} \leq x \leq c \quad (41)$$

Finally, the following condition must be verified:

$$R_{c2} \leq R_{x2} \quad (42)$$



54 THRUST LOADS, A_{n1} , A_{n2}

Permissible thrust loads on input [A_{n1}] and output [A_{n2}] shafts are obtained from the radial loading for the shaft under consideration [R_{n1}] and [R_{n2}] through the following equation:

$$\begin{aligned} A_{n1} &= R_{n1} \cdot 0,2 \\ A_{n2} &= R_{n2} \cdot 0,2 \end{aligned} \quad (43)$$

The thrust loads calculated through these formulas apply to thrust forces occurring at the same time as rated radial loads.

In the only case that no overhung load acts on the shaft the value of the admissible thrust load [A_n] amounts to 50% of rated OHL [R_n] on same shaft.

Where thrust loads exceed permissible value or largely prevail over radial loads, contact Bonfiglioli Riduttori for an in-depth analysis of the application.

55 ANTI-RUN BACK DEVICE

On request the gear unit can be provided complete with a backstop device allowing the output shaft to rotate only in the direction specified at the time of ordering – option AL/AR.

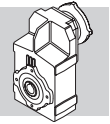
Table D45 shows the gearboxes in which the anti-run back device can be installed.

(D 45)

F 31 2*	F 41 2 ⊖ (6.7; 10.8)					
F 31 3*	F 41 3	F 51 3	F 60 3	F 70 3	F 80 3	F 90 3
		F 51 4	F 60 4	F 70 4	F 80 4	F 90 4


* The supply of the backstop will ban the configuration of servomotor adapters type S_60A, S_60B, S_80A.

When ordering the gear unit, the direction of free rotation must be specified through either the AR or the AL option (Table D46).



N.B. When the anti-run back device operates very frequently make sure that the torque backdriving the gearbox does not exceed 70% of the rated torque M_{n2} for the captioned gear unit.

(D 46)



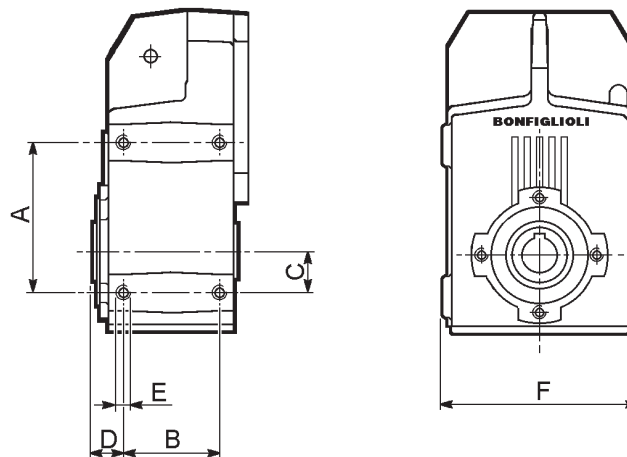
56 OPTIONS AND SPECIAL VERSIONS

Side flats (FL Option)

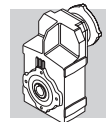
F gear units can be side machined and tapped by specifying the FL option.

Mounting dimensions relevant to the FL option are given in the chart (D47) here after. Gear units type F 51 through F 90 are side machined and tapped as standard.

(D 47)



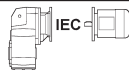



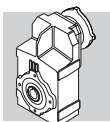
	A	B	C	D	E	F
F 10	115	60	35	21.25	M8x16	163
F 20	130	70	40	26.5	M10x20	181
F 25	130	70	40	27.5	M10x20	181
F 31	147	80	45	30	M12x20	203
F 41	190	95	60	32.5	M12x22	235





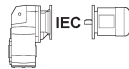

57 GEARMOTOR RATING CHARTS

0.09 kW



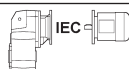

n_2 min ⁻¹	M_2 Nm	S	i	R_{n2} N				
0.40	1945	2.6	2188	35000			F704_2188 P63 BN63A6	439
0.50	1526	3.4	1717	35000			F704_1717 P63 BN63A6	439
0.62	1254	0.9	1411	8500	F414_1411 S05 M05A6	426	F414_1411 P63 BN63A6	427
0.73	1079	1.0	1213	8500	F414_1213 S05 M05A6	426	F414_1213 P63 BN63A6	427
0.81	971	1.1	1092	8500	F414_1092 S05 M05A6	426	F414_1092 P63 BN63A6	427
0.90	874	1.3	982.4	8500	F414_982.4 S05 M05A6	426	F414_982.4 P63 BN63A6	427
0.98	801	1.4	900.5	8500	F414_900.5 S05 M05A6	426	F414_900.5 P63 BN63A6	427
1.1	724	1.5	813.8	8500	F414_813.8 S05 M05A6	426	F414_813.8 P63 BN63A6	427
1.2	678	0.9	762.3	6500	F314_762.3 S05 M05A6	422	F314_762.3 P63 BN63A6	423
1.2	658	1.7	739.4	8500	F414_739.4 S05 M05A6	426	F414_739.4 P63 BN63A6	427
1.3	610	1.0	685.6	6500	F314_685.6 S05 M05A6	422	F314_685.6 P63 BN63A6	423
1.3	614	1.8	690.1	8500	F414_690.1 S05 M05A6	426	F414_690.1 P63 BN63A6	427
1.4	551	1.1	619.9	6500	F314_619.9 S05 M05A6	422	F314_619.9 P63 BN63A6	423
1.5	515	1.2	578.6	6500	F314_578.6 S05 M05A6	422	F314_578.6 P63 BN63A6	423
1.6	489	2.2	549.8	8500	F414_549.8 S05 M05A6	426	F414_549.8 P63 BN63A6	427
1.7	469	0.9	527.3	6500	F254_527.3 S05 M05A6	418	F254_527.3 P63 BN63A6	419
1.7	469	1.3	527.8	6500	F314_527.8 S05 M05A6	422	F314_527.8 P63 BN63A6	423
1.9	414	1.0	466.0	6500	F254_466.0 S05 M05A6	418	F254_466.0 P63 BN63A6	419
1.9	411	1.5	462.6	6500	F314_462.6 S05 M05A6	422	F314_462.6 P63 BN63A6	423
2.0	387	1.0	434.9	6500	F254_434.9 S05 M05A6	418	F254_434.9 P63 BN63A6	419
2.0	386	2.9	433.7	8500	F414_433.7 S05 M05A6	426	F414_433.7 P63 BN63A6	427
2.1	372	1.6	418.9	6500	F314_418.9 S05 M05A6	422	F314_418.9 P63 BN63A6	423
2.2	350	1.1	393.9	6500	F254_393.9 S05 M05A6	418	F254_393.9 P63 BN63A6	419
2.4	340	1.8	374.4	6500			F313_374.4 P63 BN63A6	423
2.6	302	2.0	332.8	6500			F313_332.8 P63 BN63A6	423
2.6	313	3.5	344.8	8500			F413_344.8 P63 BN63A6	427
2.8	288	0.9	316.9	4000	F203_316.9 S05 M05A6	414	F203_316.9 P63 BN63A6	415
3.0	267	2.2	293.8	6500			F313_293.8 P63 BN63A6	423
3.1	259	1.0	285.2	4000	F203_285.2 S05 M05A6	414	F203_285.2 P63 BN63A6	415
3.4	232	1.1	255.3	4000	F203_255.3 S05 M05A6	414	F203_255.3 P63 BN63A6	415
3.5	230	2.6	253.6	6500			F313_253.6 P63 BN63A6	423
3.9	207	2.9	228.2	6500			F313_228.2 P63 BN63A6	423
4.2	190	1.3	209.3	4000	F203_209.3 S05 M05A6	414	F203_209.3 P63 BN63A6	415
4.4	184	3.3	202.3	6500			F313_202.3 P63 BN63A6	423
4.8	168	1.5	184.9	4000	F203_184.9 S05 M05A6	414	F203_184.9 P63 BN63A6	415
5.1	157	1.6	172.6	4000	F203_172.6 S05 M05A6	414	F203_172.6 P63 BN63A6	415
5.6	142	1.8	156.3	4000	F203_156.3 S05 M05A6	414	F203_156.3 P63 BN63A6	415
6.7	123	2.0	132.2	4000	F202_132.2 S05 M05A6	414	F202_132.2 P63 BN63A6	415
6.9	118	1.2	127.1	2800	F102_127.1 S05 M05A6	410	F102_127.1 P63 BN63A6	411
7.7	106	2.4	114.3	4000	F202_114.3 S05 M05A6	414	F202_114.3 P63 BN63A6	415
8.3	98	1.4	106.0	2800	F102_106.0 S05 M05A6	410	F102_106.0 P63 BN63A6	411
8.7	94	2.6	101.6	4000	F202_101.6 S05 M05A6	414	F202_101.6 P63 BN63A6	415
9.6	85	1.6	91.5	2800	F102_91.5 S05 M05A6	410	F102_91.5 P63 BN63A6	411
9.7	84	3.0	90.4	4000	F202_90.4 S05 M05A6	414	F202_90.4 P63 BN63A6	415
10.8	75	1.9	81.3	2800	F102_81.3 S05 M05A6	410	F102_81.3 P63 BN63A6	411
11.5	71	3.5	76.8	4000	F202_76.8 S05 M05A6	414	F202_76.8 P63 BN63A6	415
12.4	66	2.1	71.1	2800	F102_71.1 S05 M05A6	410	F102_71.1 P63 BN63A6	411
14.0	58	2.4	63.0	2800	F102_63.0 S05 M05A6	410	F102_63.0 P63 BN63A6	411

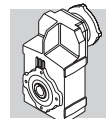


0.09 kW



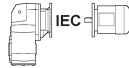

n₂ min ⁻¹	M₂ Nm	S	i	R_{n2} N				
15.5	53	2.7	56.7	2800	F102_56.7 S05 M05A6	410	F102_56.7 P63 BN63A6	411
18.1	45	3.1	48.7	2800	F102_48.7 S05 M05A6	410	F102_48.7 P63 BN63A6	411
19.7	41	3.4	44.7	2800	F102_44.7 S05 M05A6	410	F102_44.7 P63 BN63A6	411
22.2	37	3.8	39.6	2800	F102_39.6 S05 M05A6	410	F102_39.6 P63 BN63A6	411
24.9	33	4.3	35.3	2800	F102_35.3 S05 M05A6	410	F102_35.3 P63 BN63A6	411
26.7	31	4.6	33.0	2800	F102_33.0 S05 M05A6	410	F102_33.0 P63 BN63A6	411
29.7	28	5.1	29.6	2800	F102_29.6 S05 M05A6	410	F102_29.6 P63 BN63A6	411
34	24	5.9	25.8	2800	F102_25.8 S05 M05A6	410	F102_25.8 P63 BN63A6	411
39	21	6.6	22.8	2800	F102_22.8 S05 M05A6	410	F102_22.8 P63 BN63A6	411
46	18	7.8	19.3	2800	F102_19.3 S05 M05A6	410	F102_19.3 P63 BN63A6	411
52	16	8.9	17.0	2800	F102_17.0 S05 M05A6	410	F102_17.0 P63 BN63A6	411
60	14	10.1	14.6	2700	F102_14.6 S05 M05A6	410	F102_14.6 P63 BN63A6	411
68	12	10.3	13.0	2600	F102_13.0 S05 M05A6	410	F102_13.0 P63 BN63A6	411
76	11	10.3	11.5	2500	F102_11.5 S05 M05A6	410	F102_11.5 P63 BN63A6	411
90	9	11.8	9.8	2370	F102_9.8 S05 M05A6	410	F102_9.8 P63 BN63A6	411
103	8	11.8	8.6	2270	F102_8.6 S05 M05A6	410	F102_8.6 P63 BN63A6	411
119	7	13.2	7.4	2160	F102_7.4 S05 M05A6	410	F102_7.4 P63 BN63A6	411

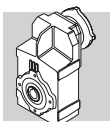
0.12 kW

n₂ min ⁻¹	M₂ Nm	S	i	R_{n2} N				
0.40	2623	1.9	2188	35000			F704_2188 P63 BN63B6	439
0.51	2058	2.5	1717	35000			F704_1717 P63 BN63B6	439
0.60	1742	2.9	2188	35000			F704_2188 P63 BN63A4	439
0.65	1607	3.1	2019	35000			F704_2019 P63 BN63A4	439
0.76	1368	2.1	1141	20000			F604_1141 P63 BN63B6	435
0.89	1178	0.9	982.4	8500	F414_982.4 S05 M05B6	426	F414_982.4 P63 BN63B6	427
0.96	1090	1.0	1411	8500	F414_1411 S05 M05A4	426	F414_1411 P63 BN63A4	427
1.1	938	1.2	1213	8500	F414_1213 S05 M05A4	426	F414_1213 P63 BN63A4	427
1.2	844	1.3	1092	8500	F414_1092 S05 M05A4	426	F414_1092 P63 BN63A4	427
1.4	759	1.4	982.4	8500	F414_982.4 S05 M05A4	426	F414_982.4 P63 BN63A4	427
1.5	696	1.6	900.5	8500	F414_900.5 S05 M05A4	426	F414_900.5 P63 BN63A4	427
1.6	643	0.9	831.6	6500	F314_831.6 S05 M05A4	422	F314_831.6 P63 BN63A4	423
1.7	629	1.7	813.8	8500	F414_813.8 S05 M05A4	426	F414_813.8 P63 BN63A4	427
1.8	589	1.0	762.3	6500	F314_762.3 S05 M05A4	422	F314_762.3 P63 BN63A4	423
1.8	571	1.9	739.4	8500	F414_739.4 S05 M05A4	426	F414_739.4 P63 BN63A4	427
2.0	530	1.1	685.6	6500	F314_685.6 S05 M05A4	422	F314_685.6 P63 BN63A4	423
2.0	533	2.1	690.1	8500	F414_690.1 S05 M05A4	426	F414_690.1 P63 BN63A4	427
2.2	479	1.3	619.9	6500	F314_619.9 S05 M05A4	422	F314_619.9 P63 BN63A4	423
2.3	456	0.9	589.7	6500	F254_589.7 S05 M05A4	418	F254_589.7 P63 BN63A4	419
2.3	447	1.3	578.6	6500	F314_578.6 S05 M05A4	422	F314_578.6 P63 BN63A4	423
2.5	425	2.6	549.8	8500	F414_549.8 S05 M05A4	426	F414_549.8 P63 BN63A4	427
2.6	408	1.0	527.3	6500	F254_527.3 S05 M05A4	418	F254_527.3 P63 BN63A4	419
2.6	408	1.5	527.8	6500	F314_527.8 S05 M05A4	422	F314_527.8 P63 BN63A4	423
2.9	360	1.1	466.0	6500	F254_466.0 S05 M05A4	418	F254_466.0 P63 BN63A4	419
2.9	358	1.7	462.6	6500	F314_462.6 S05 M05A4	422	F314_462.6 P63 BN63A4	423
3.1	336	1.2	434.9	6500	F254_434.9 S05 M05A4	418	F254_434.9 P63 BN63A4	419
3.1	335	3.3	433.7	8500	F414_433.7 S05 M05A4	426	F414_433.7 P63 BN63A4	427



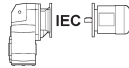



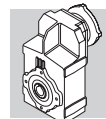
0.12 kW

n ₂ min ⁻¹	M ₂ Nm	S	i	R _{n2} N				
3.2	324	1.9	418.9	6500	F314_418.9 S05 M05A4	422	F314_418.9 P63 BN63A4	423
3.4	304	1.3	393.9	6500	F254_393.9 S05 M05A4	418	F254_393.9 P63 BN63A4	419
3.6	296	2.0	374.4	6500			F313_374.4 P63 BN63A4	423
4.1	263	1.5	333.1	6500	F253_333.1 S05 M05A4	418	F253_333.1 P63 BN63A4	419
4.1	263	2.3	332.8	6500			F313_332.8 P63 BN63A4	423
4.3	250	1.0	316.9	4000	F203_316.9 S05 M05A4	414	F203_316.9 P63 BN63A4	415
4.6	232	2.6	293.8	6500			F313_293.8 P63 BN63A4	423
4.7	225	1.1	285.2	4000	F203_285.2 S05 M05A4	414	F203_285.2 P63 BN63A4	415
4.7	228	1.8	288.1	6500	F253_288.1 S05 M05A4	418	F253_288.1 P63 BN63A4	419
5.3	202	1.2	255.3	4000	F203_255.3 S05 M05A4	414	F203_255.3 P63 BN63A4	415
5.3	202	2.0	256.1	6500	F253_256.1 S05 M05A4	418	F253_256.1 P63 BN63A4	419
5.3	200	3.0	253.6	6500			F313_253.6 P63 BN63A4	423
5.9	180	2.2	227.8	6500	F253_227.8 S05 M05A4	418	F253_227.8 P63 BN63A4	419
5.9	180	3.3	228.2	6500			F313_228.2 P63 BN63A4	423
6.5	165	1.5	209.3	4000	F203_209.3 S05 M05A4	414	F203_209.3 P63 BN63A4	415
7.0	153	2.6	193.6	6500	F253_193.6 S05 M05A4	418	F253_193.6 P63 BN63A4	419
7.3	146	1.7	184.9	4000	F203_184.9 S05 M05A4	414	F203_184.9 P63 BN63A4	415
7.7	138	2.9	174.2	6500	F253_174.2 S05 M05A4	418	F253_174.2 P63 BN63A4	419
7.8	136	1.8	172.6	4000	F203_172.6 S05 M05A4	414	F203_172.6 P63 BN63A4	415
8.6	123	2.0	156.3	4000	F203_156.3 S05 M05A4	414	F203_156.3 P63 BN63A4	415
8.7	123	3.2	155.9	6500	F253_155.9 S05 M05A4	418	F253_155.9 P63 BN63A4	419
9.4	113	3.5	143.0	6500	F253_143.0 S05 M05A4	418	F253_143.0 P63 BN63A4	419
10.2	107	2.3	132.2	4000	F202_132.2 S05 M05A4	414	F202_132.2 P63 BN63A4	415
10.6	103	1.4	127.1	2800	F102_127.1 S05 M05A4	410	F102_127.1 P63 BN63A4	411
11.8	92	2.7	114.3	4000	F202_114.3 S05 M05A4	414	F202_114.3 P63 BN63A4	415
12.7	86	1.6	106.0	2800	F102_106.0 S05 M05A4	410	F102_106.0 P63 BN63A4	411
13.3	82	3.0	101.6	4000	F202_101.6 S05 M05A4	414	F202_101.6 P63 BN63A4	415
14.8	74	1.9	91.5	2800	F102_91.5 S05 M05A4	410	F102_91.5 P63 BN63A4	411
14.9	73	3.4	90.4	4000	F202_90.4 S05 M05A4	414	F202_90.4 P63 BN63A4	415
16.6	66	2.1	81.3	2800	F102_81.3 S05 M05A4	410	F102_81.3 P63 BN63A4	411
19.0	57	2.4	71.1	2800	F102_71.1 S05 M05A4	410	F102_71.1 P63 BN63A4	411
21.4	51	2.8	63.0	2800	F102_63.0 S05 M05A4	410	F102_63.0 P63 BN63A4	411
23.8	46	3.1	56.7	2800	F102_56.7 S05 M05A4	410	F102_56.7 P63 BN63A4	411
27.7	39	3.6	48.7	2800	F102_48.7 S05 M05A4	410	F102_48.7 P63 BN63A4	411
30	36	3.9	44.7	2800	F102_44.7 S05 M05A4	410	F102_44.7 P63 BN63A4	411
34	32	4.4	39.6	2800	F102_39.6 S05 M05A4	410	F102_39.6 P63 BN63A4	411
38	29	4.9	35.3	2800	F102_35.3 S05 M05A4	410	F102_35.3 P63 BN63A4	411
41	27	5.3	33	2800	F102_33.0 S05 M05A4	410	F102_33.0 P63 BN63A4	411
46	24	5.9	29.6	2800	F102_29.6 S05 M05A4	410	F102_29.6 P63 BN63A4	411
52	21	6.7	25.8	2800	F102_25.8 S05 M05A4	410	F102_25.8 P63 BN63A4	411
59	18	7.6	22.8	2700	F102_22.8 S05 M05A4	410	F102_22.8 P63 BN63A4	411
70	16	8.7	19.3	2560	F102_19.3 S05 M05A4	410	F102_19.3 P63 BN63A4	411
80	14	9.3	17.0	2450	F102_17.0 S05 M05A4	410	F102_17.0 P63 BN63A4	411
92	12	10.1	14.6	2340	F102_14.6 S05 M05A4	410	F102_14.6 P63 BN63A4	411
104	11	9.9	13.0	2250	F102_13.0 S05 M05A4	410	F102_13.0 P63 BN63A4	411
117	9	10.3	11.5	2160	F102_11.5 S05 M05A4	410	F102_11.5 P63 BN63A4	411
138	8	11.3	9.8	2050	F102_9.8 S05 M05A4	410	F102_9.8 P63 BN63A4	411
157	7	11.8	8.6	1970	F102_8.6 S05 M05A4	410	F102_8.6 P63 BN63A4	411
182	6	12.7	7.4	1870	F102_7.4 S05 M05A4	410	F102_7.4 P63 BN63A4	411







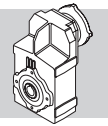
0.18 kW

n ₂ min ⁻¹	M ₂ Nm	S	i	R _{n2} N				
0.41	3804	1.3	2188	35000	F704_2188 S1 M1SC6	438	F704_2188 P71 BN71A6	439
0.45	3511	1.4	2019	35000	F704_2019 S1 M1SC6	438	F704_2019 P71 BN71A6	439
0.45	3455	2.3	1987	45000	F804_1987 S1 M1SC6	441	F804_1987 P71 BN71A6	442
0.49	3189	2.5	1834	45000	F804_1834 S1 M1SC6	441	F804_1834 P71 BN71A6	442
0.52	2985	1.7	1717	35000	F704_1717 S1 M1SC6	438	F704_1717 P71 BN71A6	439
0.53	2972	2.7	1709	45000	F804_1709 S1 M1SC6	441	F804_1709 P71 BN71A6	442
0.57	2756	1.8	1585	35000	F704_1585 S1 M1SC6	438	F704_1585 P71 BN71A6	439
0.57	2744	2.9	1578	45000	F804_1578 S1 M1SC6	441	F804_1578 P71 BN71A6	442
0.61	2576	1.9	1481	35000	F704_1481 S1 M1SC6	438	F704_1481 P71 BN71A6	439
0.65	2406	3.3	1384	45000	F804_1384 S1 M1SC6	441	F804_1384 P71 BN71A6	442
0.66	2378	2.1	1368	35000	F704_1368 S1 M1SC6	438	F704_1368 P71 BN71A6	439
0.76	2055	2.4	1182	35000	F704_1182 S1 M1SC6	438	F704_1182 P71 BN71A6	439
0.77	2030	0.9	1168	12000	F514_1168 S1 M1SC6	430	F514_1168 P71 BN71A6	431
0.79	1985	1.5	1141	20000	F604_1141 S1 M1SC6	434	F604_1141 P71 BN71A6	435
0.83	1897	2.6	1091	35000	F704_1091 S1 M1SC6	438	F704_1091 P71 BN71A6	439
0.84	1861	1.0	1070	12000	F514_1070 S1 M1SC6	430	F514_1070 P71 BN71A6	431
0.85	1832	1.6	1054	20000	F604_1054 S1 M1SC6	434	F604_1054 P71 BN71A6	435
0.92	1703	1.1	979.4	12000	F514_979.4 S1 M1SC6	430	F514_979.4 P71 BN71A6	431
0.92	1694	3.0	974.4	35000	F704_974.4 S1 M1SC6	438	F704_974.4 P71 BN71A6	439
0.94	1667	1.7	958.9	20000	F604_958.9 S1 M1SC6	434	F604_958.9 P71 BN71A6	435
1.0	1540	1.2	885.5	12000	F514_885.5 S1 M1SC6	430	F514_885.5 P71 BN71A6	431
1.0	1539	1.9	885.1	20000	F604_885.1 S1 M1SC6	434	F604_885.1 P71 BN71A6	435
1.0	1564	3.2	899.4	35000	F704_899.4 S1 M1SC6	438	F704_899.4 P71 BN71A6	439
1.1	1437	1.3	826.4	12000	F514_826.4 S1 M1SC6	430	F514_826.4 P71 BN71A6	431
1.1	1430	3.5	822.2	35000	F704_822.2 S1 M1SC6	438	F704_822.2 P71 BN71A6	439
1.2	1286	0.9	739.4	8500	F414_739.4 S1 M1SC6	426	F414_739.4 P71 BN71A6	427
1.2	1286	0.9	739.4	8500	F414_739.4 S1 M1SC6	426	F414_739.4 P71 BN71A6	427
1.3	1200	0.9	690.1	8500	F414_690.1 S1 M1SC6	426	F414_690.1 P71 BN71A6	427
1.3	1200	0.9	690.1	8500	F414_690.1 S1 M1SC6	426	F414_690.1 P71 BN71A6	427
1.3	1165	0.9	982.4	8500	F414_982.4 S05 M05B4	426	F414_982.4 P63 BN63B4	427
1.5	1068	1.0	900.5	8500	F414_900.5 S05 M05B4	426	F414_900.5 P63 BN63B4	427
1.6	965	1.1	813.8	8500	F414_813.8 S05 M05B4	426	F414_813.8 P63 BN63B4	427
1.8	877	1.3	739.4	8500	F414_739.4 S05 M05B4	426	F414_739.4 P63 BN63B4	427
1.9	818	1.3	690.1	8500	F414_690.1 S05 M05B4	426	F414_690.1 P63 BN63B4	427
2.3	686	0.9	578.6	6500	F314_578.6 S05 M05B4	422	F314_578.6 P63 BN63B4	423
2.4	652	1.7	549.8	8500	F414_549.8 S05 M05B4	426	F414_549.8 P63 BN63B4	427
2.5	626	1.0	527.8	6500	F314_527.8 S05 M05B4	422	F314_527.8 P63 BN63B4	423
2.9	549	1.1	462.6	6500	F314_462.6 S05 M05B4	422	F314_462.6 P63 BN63B4	423
3.0	514	2.1	433.7	8500	F414_433.7 S05 M05B4	426	F414_433.7 P63 BN63B4	427
3.2	497	1.2	418.9	6500	F314_418.9 S05 M05B4	422	F314_418.9 P63 BN63B4	423
3.4	467	0.9	393.9	6500	F254_393.9 S05 M05B4	418	F254_393.9 P63 BN63B4	419
3.5	454	1.3	374.4	6500			F313_374.4 P63 BN63B4	423
3.8	418	2.6	344.8	8500			F413_344.8 P63 BN63B4	427
4.0	404	1.0	333.1	6500	F253_333.1 S05 M05B4	418	F253_333.1 P63 BN63B4	419
4.0	403	1.5	332.8	6500			F313_332.8 P63 BN63B4	423
4.5	356	1.7	293.8	6500			F313_293.8 P63 BN63B4	423
4.5	359	3.1	296.6	8500			F413_296.6 P63 BN63B4	427
4.6	349	1.1	288.1	6500	F253_288.1 S05 M05B4	418	F253_288.1 P63 BN63B4	419
4.9	323	3.4	266.9	8500			F413_266.9 P63 BN63B4	427
5.2	310	1.3	256.1	6500	F253_256.1 S05 M05B4	418	F253_256.1 P63 BN63B4	419
5.2	307	2.0	253.6	6500			F313_253.6 P63 BN63B4	423



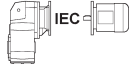



0.18 kW



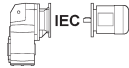

n ₂ min ⁻¹	M ₂ Nm	S	i	R _{n2} N				
5.8	276	1.4	227.8	6500	F253_227.8 S05 M05B4	418	F253_227.8 P63 BN63B4	419
5.8	277	2.2	228.2	6500			F313_228.2 P63 BN63B4	423
6.3	254	1.0	209.3	4000	F203_209.3 S05 M05B4	414	F203_209.3 P63 BN63B4	415
6.5	245	2.4	202.3	6500			F313_202.3 P63 BN63B4	423
6.8	235	1.7	193.6	6500	F253_193.6 S05 M05B4	418	F253_193.6 P63 BN63B4	419
7.1	224	1.1	184.9	4000	F203_184.9 S05 M05B4	414	F203_184.9 P63 BN63B4	415
7.1	225	2.7	185.4	6500			F313_185.4 P63 BN63B4	423
7.6	209	1.2	172.6	4000	F203_172.6 S05 M05B4	414	F203_172.6 P63 BN63B4	415
7.6	211	1.9	174.2	6500	F253_174.2 S05 M05B4	418	F253_174.2 P63 BN63B4	419
7.9	202	3.0	166.8	6500			F313_166.8 P63 BN63B4	423
8.4	189	1.3	156.3	4000	F203_156.3 S05 M05B4	414	F203_156.3 P63 BN63B4	415
8.5	189	2.1	155.9	6500	F253_155.9 S05 M05B4	418	F253_155.9 P63 BN63B4	419
8.8	183	3.3	150.8	6500			F313_150.8 P63 BN63B4	423
9.2	173	2.3	143.0	6500	F253_143.0 S05 M05B4	418	F253_143.0 P63 BN63B4	419
9.4	171	3.5	140.7	6500			F313_140.7 P63 BN63B4	423
10.0	164	1.5	132.2	4000	F202_132.2 S05 M05B4	414	F202_132.2 P63 BN63B4	415
10.3	155	2.6	127.8	6500	F253_127.8 S05 M05B4	418	F253_127.8 P63 BN63B4	419
10.4	157	0.9	127.1	2800	F102_127.1 S05 M05B4	410	F102_127.1 P63 BN63B4	411
11.5	142	1.8	114.3	4000	F202_114.3 S05 M05B4	414	F202_114.3 P63 BN63B4	415
11.7	137	2.9	113.0	6500	F253_113.0 S05 M05B4	418	F253_113.0 P63 BN63B4	419
12.5	131	1.1	106.0	2800	F102_106.0 S05 M05B4	410	F102_106.0 P63 BN63B4	411
12.5	128	3.1	105.4	6500	F253_105.4 S05 M05B4	418	F253_105.4 P63 BN63B4	419
13.0	126	2.0	101.6	4000	F202_101.6 S05 M05B4	414	F202_101.6 P63 BN63B4	415
13.8	116	3.5	95.5	6500	F253_95.5 S05 M05B4	418	F253_95.5 P63 BN63B4	419
14.4	113	1.2	91.5	2800	F102_91.5 S05 M05B4	410	F102_91.5 P63 BN63B4	411
14.6	112	2.2	90.4	4000	F202_90.4 S05 M05B4	414	F202_90.4 P63 BN63B4	415
16.2	101	1.4	81.3	2800	F102_81.3 S05 M05B4	410	F102_81.3 P63 BN63B4	411
17.2	95	2.6	76.8	4000	F202_76.8 S05 M05B4	414	F202_76.8 P63 BN63B4	415
18.6	88	1.6	71.1	2800	F102_71.1 S05 M05B4	410	F102_71.1 P63 BN63B4	411
19.1	86	2.9	69.1	4000	F202_69.1 S05 M05B4	414	F202_69.1 P63 BN63B4	415
21.0	78	1.8	63.0	2800	F102_63.0 S05 M05B4	410	F102_63.0 P63 BN63B4	411
21.3	77	3.3	61.9	4000	F202_61.9 S05 M05B4	414	F202_61.9 P63 BN63B4	415
23.3	70	2.0	56.7	2800	F102_56.7 S05 M05B4	410	F102_56.7 P63 BN63B4	411
27.1	60	2.3	48.7	2800	F102_48.7 S05 M05B4	410	F102_48.7 P63 BN63B4	411
29.6	55	2.5	44.7	2800	F102_44.7 S05 M05B4	410	F102_44.7 P63 BN63B4	411
33	49	2.9	39.6	2800	F102_39.6 S05 M05B4	410	F102_39.6 P63 BN63B4	411
37	44	3.2	35.3	2800	F102_35.3 S05 M05B4	410	F102_35.3 P63 BN63B4	411
40	41	3.4	33.0	2800	F102_33.0 S05 M05B4	410	F102_33.0 P63 BN63B4	411
45	37	3.8	29.6	2800	F102_29.6 S05 M05B4	410	F102_29.6 P63 BN63B4	411
51	32	4.4	25.8	2780	F102_25.8 S05 M05B4	410	F102_25.8 P63 BN63B4	411
58	28	5.0	22.8	2680	F102_22.8 S05 M05B4	410	F102_22.8 P63 BN63B4	411
68	24	5.7	19.3	2540	F102_19.3 S05 M05B4	410	F102_19.3 P63 BN63B4	411
78	21	6.1	17.0	2440	F102_17.0 S05 M05B4	410	F102_17.0 P63 BN63B4	411
90	18	6.6	14.6	2330	F102_14.6 S05 M05B4	410	F102_14.6 P63 BN63B4	411
101	16	6.4	13.0	2240	F102_13.0 S05 M05B4	410	F102_13.0 P63 BN63B4	411
114	14	6.7	11.5	2150	F102_11.5 S05 M05B4	410	F102_11.5 P63 BN63B4	411
135	12	7.4	9.8	2040	F102_9.8 S05 M05B4	410	F102_9.8 P63 BN63B4	411
154	11	7.7	8.6	1960	F102_8.6 S05 M05B4	410	F102_8.6 P63 BN63B4	411
178	9	8.3	7.4	1870	F102_7.4 S05 M05B4	410	F102_7.4 P63 BN63B4	411
186	9	10.7	14.6	1860	F102_14.6 S05 M05A2	410	F102_14.6 P63 BN63A2	411
210	8	10.9	13.0	1790	F102_13.0 S05 M05A2	410	F102_13.0 P63 BN63A2	411

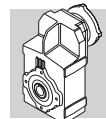


0.18 kW





n₂ min ⁻¹	M₂ Nm	S	i	R_{n2} N				
237	7	11.3	11.5	1720	F102_11.5 S05 M05A2	410	F102_11.5 P63 BN63A2	411
279	6	12.5	9.8	1630	F102_9.8 S05 M05A2	410	F102_9.8 P63 BN63A2	411
318	5	13.0	8.6	1560	F102_8.6 S05 M05A2	410	F102_8.6 P63 BN63A2	411
369	4	14.2	7.4	1490	F102_7.4 S05 M05A2	410	F102_7.4 P63 BN63A2	411

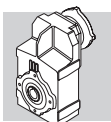
0.25 kW

n₂ min ⁻¹	M₂ Nm	S	i	R_{n2} N				
0.41	5283	0.9	2188	35000	F704_2188 S1 M1SD6	438	F704_2188 P71 BN71B6	439
0.45	4877	1.0	2019	35000	F704_2019 S1 M1SD6	438	F704_2019 P71 BN71B6	439
0.45	4799	1.7	1987	45000	F804_1987 S1 M1SD6	441	F804_1987 P71 BN71B6	442
0.49	4430	1.8	1834	45000	F804_1834 S1 M1SD6	441	F804_1834 P71 BN71B6	442
0.52	4146	1.2	1717	35000	F704_1717 S1 M1SD6	438	F704_1717 P71 BN71B6	439
0.53	4128	1.9	1709	45000	F804_1709 S1 M1SD6	441	F804_1709 P71 BN71B6	442
0.57	3827	1.3	1585	35000	F704_1585 S1 M1SD6	438	F704_1585 P71 BN71B6	439
0.57	3810	2.1	1578	45000	F804_1578 S1 M1SD6	441	F804_1578 P71 BN71B6	442
0.61	3578	1.4	1481	35000	F704_1481 S1 M1SD6	438	F704_1481 P71 BN71B6	439
0.65	3342	2.4	1384	45000	F804_1384 S1 M1SD6	441	F804_1384 P71 BN71B6	442
0.66	3303	1.5	1368	35000	F704_1368 S1 M1SD6	438	F704_1368 P71 BN71B6	439
0.70	3085	2.6	1277	45000	F804_1277 S1 M1SD6	441	F804_1277 P71 BN71B6	442
0.76	2854	1.8	1182	35000	F704_1182 S1 M1SD6	438	F704_1182 P71 BN71B6	439
0.79	2757	1.1	1141	20000	F604_1141 S1 M1SD6	434	F604_1141 P71 BN71B6	435
0.79	2769	2.9	1146	45000	F804_1146 S1 M1SD6	441	F804_1146 P71 BN71B6	442
0.83	2635	1.9	1091	35000	F704_1091 S1 M1SD6	438	F704_1091 P71 BN71B6	439
0.85	2545	1.1	1054	20000	F604_1054 S1 M1SD6	434	F604_1054 P71 BN71B6	435
0.85	2556	3.1	1058	45000	F804_1058 S1 M1SD6	441	F804_1058 P71 BN71B6	442
0.92	2353	2.1	974.4	35000	F704_974.4 S1 M1SD6	438	F704_974.4 P71 BN71B6	439
0.94	2316	1.3	958.9	20000	F604_958.9 S1 M1SD6	434	F604_958.9 P71 BN71B6	435
1.0	2138	1.4	885.1	20000	F604_885.1 S1 M1SD6	434	F604_885.1 P71 BN71B6	435
1.0	2172	2.3	899.4	35000	F704_899.4 S1 M1SD6	438	F704_899.4 P71 BN71B6	439
1.1	1996	0.9	826.4	12000	F514_826.4 S1 M1SD6	430	F514_826.4 P71 BN71B6	431
1.1	1986	2.5	822.2	35000	F704_822.2 S1 M1SD6	438	F704_822.2 P71 BN71B6	439
1.3	1633	1.1	676.3	12000	F514_676.3 S1 M1SD6	430	F514_676.3 P71 BN71B6	431
1.4	1600	1.8	662.4	20000	F604_662.4 S1 M1SD6	434	F604_662.4 P71 BN71B6	435
1.4	1588	3.1	657.4	35000	F704_657.4 S1 M1SD6	438	F704_657.4 P71 BN71B6	439
1.5	1477	2.0	611.4	20000	F604_611.4 S1 M1SD6	434	F604_611.4 P71 BN71B6	435
1.5	1466	3.4	606.8	35000	F704_606.8 S1 M1SD6	438	F704_606.8 P71 BN71B6	439
1.7	1282	0.9	813.8	8500	F414_813.8 S05 M05C4	426	F414_813.8 P71 BN71A4	427
1.8	1199	0.9	739.4	8500	F414_739.4 S05 M05C4	426	F414_739.4 P71 BN71A4	427
1.9	1119	1.0	690.1	8500	F414_690.1 S05 M05C4	426	F414_690.1 P71 BN71A4	427
2.4	892	1.2	549.8	8500	F414_549.8 S05 M05C4	426	F414_549.8 P71 BN71A4	427
2.8	783	2.3	317.3	12000	F513_317.3 S1 M1SD6	430	F513_317.3 P71 BN71B6	431
3.1	704	1.6	433.7	8500	F414_433.7 S05 M05C4	426	F414_433.7 P71 BN71A4	427
3.2	679	0.9	418.9	6500	F314_418.9 S05 M05C4	422	F314_418.9 P71 BN71A4	423
3.7	603	1.0	374.4	6500			F313_374.4 P71 BN71A4	423
4.0	555	2.0	344.8	8500			F413_344.8 P71 BN71A4	427
4.1	536	1.1	332.8	6500			F313_332.8 P71 BN71A4	423
4.7	473	1.3	293.8	6500			F313_293.8 P71 BN71A4	423



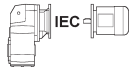



0.25 kW



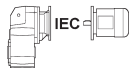

n ₂ min ⁻¹	M ₂ Nm	S	i	R _{n2} N				
4.7	477	2.3	296.6	8500			F413_296.6 P71 BN71A4	427
5.2	425	0.9	256.1	6500	F253_256.1 S05 M05C4	418	F253_256.1 P71 BN71A4	419
5.2	430	2.6	266.9	8500			F413_266.9 P71 BN71A4	427
5.4	408	1.5	253.6	6500			F313_253.6 P71 BN71A4	423
5.7	387	2.8	240.1	8500			F413_240.1 P71 BN71A4	427
5.9	378	1.1	227.8	6500			F253_227.8 S05 M05C4	418
6.0	367	1.6	228.2	6500			F313_228.2 P71 BN71A4	423
6.3	354	3.1	220.1	8500			F413_220.1 P71 BN71A4	427
6.8	326	1.8	202.3	6500			F313_202.3 P71 BN71A4	423
6.9	321	1.2	193.6	6500	F253_193.6 S05 M05C4	418	F253_193.6 P71 BN71A4	419
6.9	320	3.4	198.9	8500			F413_198.9 P71 BN71A4	427
7.4	299	2.0	185.4	6500			F313_185.4 P71 BN71A4	423
7.7	289	1.4	174.2	6500	F253_174.2 S05 M05C4	418	F253_174.2 P71 BN71A4	419
8.0	278	0.9	172.6	4000	F203_172.6 S05 M05C4	414	F203_172.6 P71 BN71A4	415
8.3	268	2.2	166.8	6500			F313_166.8 P71 BN71A4	423
8.6	259	1.0	156.3	4000	F203_156.3 S05 M05C4	414	F203_156.3 P71 BN71A4	415
8.6	259	1.5	155.9	6500	F253_155.9 S05 M05C4	418	F253_155.9 P71 BN71A4	419
9.2	243	2.5	150.8	6500			F313_150.8 P71 BN71A4	423
9.7	230	1.7	143.0	6500	F253_143.0 S05 M05C4	418	F253_143.0 P71 BN71A4	419
9.8	227	2.6	140.7	6500			F313_140.7 P71 BN71A4	423
10.1	224	1.1	132.2	4000	F202_132.2 S05 M05C4	414	F202_132.2 P71 BN71A4	415
10.5	212	1.9	127.8	6500	F253_127.8 S05 M05C4	418	F253_127.8 P71 BN71A4	419
10.7	207	2.9	128.4	6500			F313_128.4 P71 BN71A4	423
11.7	194	1.3	114.3	4000	F202_114.3 S05 M05C4	414	F202_114.3 P71 BN71A4	415
12.2	182	2.2	113.0	6500	F253_113.0 S05 M05C4	418	F253_113.0 P71 BN71A4	419
12.3	181	3.3	112.5	6500			F313_112.5 P71 BN71A4	423
12.7	175	2.3	105.4	6500	F253_105.4 S05 M05C4	418	F253_105.4 P71 BN71A4	419
13.2	172	1.5	101.6	4000	F202_101.6 S05 M05C4	414	F202_101.6 P71 BN71A4	415
14.0	158	2.5	95.5	6500	F253_95.5 S05 M05C4	418	F253_95.5 P71 BN71A4	419
14.6	155	0.9	91.5	2800	F102_91.5 S05 M05C4	410	F102_91.5 P71 BN71A4	411
14.8	153	1.6	90.4	4000	F202_90.4 S05 M05C4	414	F202_90.4 P71 BN71A4	415
16.1	138	2.9	83.4	6500	F253_83.4 S05 M05C4	418	F253_83.4 P71 BN71A4	419
16.5	138	1.0	81.3	2800	F102_81.3 S05 M05C4	410	F102_81.3 P71 BN71A4	411
17.4	130	1.9	76.8	4000	F202_76.8 S05 M05C4	414	F202_76.8 P71 BN71A4	415
17.5	127	3.2	76.6	6420	F253_76.6 S05 M05C4	418	F253_76.6 P71 BN71A4	419
18.8	120	1.2	71.1	2800	F102_71.1 S05 M05C4	410	F102_71.1 P71 BN71A4	411
19.4	117	2.1	69.1	4000	F202_69.1 S05 M05C4	414	F202_69.1 P71 BN71A4	415
21.3	107	1.3	63.0	2800	F102_63.0 S05 M05C4	410	F102_63.0 P71 BN71A4	411
21.7	105	2.4	61.9	4000	F202_61.9 S05 M05C4	414	F202_61.9 P71 BN71A4	415
23.6	96	1.5	56.7	2800	F102_56.7 S05 M05C4	410	F102_56.7 P71 BN71A4	411
23.6	96	2.6	56.7	4000	F202_56.7 S05 M05C4	414	F202_56.7 P71 BN71A4	415
26.4	86	2.9	50.7	4000	F202_50.7 S05 M05C4	414	F202_50.7 P71 BN71A4	415
27.5	83	1.7	48.7	2800	F102_48.7 S05 M05C4	410	F102_48.7 P71 BN71A4	411
29.9	76	3.3	44.8	3870	F202_44.8 S05 M05C4	414	F202_44.8 P71 BN71A4	415
30.0	76	1.9	44.7	2800	F102_44.7 S05 M05C4	410	F102_44.7 P71 BN71A4	411
34	67	2.1	39.6	2800	F102_39.6 S05 M05C4	410	F102_39.6 P71 BN71A4	411
38	60	2.3	35.3	2800	F102_35.3 S05 M05C4	410	F102_35.3 P71 BN71A4	411
41	56	2.5	33.0	2800	F102_33.0 S05 M05C4	410	F102_33.0 P71 BN71A4	411
45	50	2.8	29.6	2800	F102_29.6 S05 M05C4	410	F102_29.6 P71 BN71A4	411
52	44	3.2	25.8	2750	F102_25.8 S05 M05C4	410	F102_25.8 P71 BN71A4	411
59	39	3.6	22.8	2650	F102_22.8 S05 M05C4	410	F102_22.8 P71 BN71A4	411

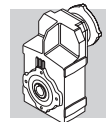


0.25 kW



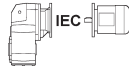

n₂ min ⁻¹	M₂ Nm	S	i	R_{n2} N				
69	33	4.2	19.3	2520	F102_19.3 S05 M05C4	410	F102_19.3 P71 BN71A4	411
81	28	4.6	17.0	2420	F102_17.0 S05 M05C4	410	F102_17.0 P71 BN71A4	411
91	25	4.8	14.6	2310	F102_14.6 S05 M05C4	410	F102_14.6 P71 BN71A4	411
103	22	4.7	13.0	2230	F102_13.0 S05 M05C4	410	F102_13.0 P71 BN71A4	411
120	19	5.1	11.5	2140	F102_11.5 S05 M05C4	410	F102_11.5 P71 BN71A4	411
137	17	5.4	9.8	2030	F102_9.8 S05 M05C4	410	F102_9.8 P71 BN71A4	411
161	14	5.8	8.6	1950	F102_8.6 S05 M05C4	410	F102_8.6 P71 BN71A4	411
181	13	6.1	7.4	1860	F102_7.4 S05 M05C4	410	F102_7.4 P71 BN71A4	411
187	12	7.7	14.6	1850	F102_14.6 S05 M05B2	410	F102_14.6 P63 BN63B2	411
210	11	7.9	13.0	1780	F102_13.0 S05 M05B2	410	F102_13.0 P63 BN63B2	411
237	10	8.2	11.5	1710	F102_11.5 S05 M05B2	410	F102_11.5 P63 BN63B2	411
280	8	9.0	9.8	1620	F102_9.8 S05 M05B2	410	F102_9.8 P63 BN63B2	411
319	7	9.4	8.6	1550	F102_8.6 S05 M05B2	410	F102_8.6 P63 BN63B2	411
370	6	10.3	7.4	1480	F102_7.4 S05 M05B2	410	F102_7.4 P63 BN63B2	411

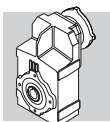
0.37 kW

n₂ min ⁻¹	M₂ Nm	S	i	R_{n2} N				
0.46	7024	1.1	1987	45000	F804_1987 S1 M1LA6	441	F804_1987 P80 BN80A6	442
0.50	6484	1.2	1834	45000	F804_1834 S1 M1LA6	441	F804_1834 P80 BN80A6	442
0.53	6042	1.3	1709	45000	F804_1709 S1 M1LA6	441	F804_1709 P80 BN80A6	442
0.57	5602	0.9	1585	35000	F704_1585 S1 M1LA6	438	F704_1585 P80 BN80A6	439
0.58	5577	1.4	1578	45000	F804_1578 S1 M1LA6	441	F804_1578 P80 BN80A6	442
0.61	5238	1.0	1481	35000	F704_1481 S1 M1LA6	438	F704_1481 P80 BN80A6	439
0.63	5137	1.0	2188	35000	F704_2188 S1 M1SD4	438	F704_2188 P71 BN71B4	439
0.68	4742	1.1	2019	35000	F704_2019 S1 M1SD4	438	F704_2019 P71 BN71B4	439
0.69	4666	1.7	1987	45000	F804_1987 S1 M1SD4	441	F804_1987 P71 BN71B4	442
0.75	4307	1.9	1834	45000	F804_1834 S1 M1SD4	441	F804_1834 P71 BN71B4	442
0.80	4031	1.2	1717	35000	F704_1717 S1 M1SD4	438	F704_1717 P71 BN71B4	439
0.80	4013	2.0	1709	45000	F804_1709 S1 M1SD4	441	F804_1709 P71 BN71B4	442
0.86	3721	1.3	1585	35000	F704_1585 S1 M1SD4	438	F704_1585 P71 BN71B4	439
0.87	3705	2.2	1578	45000	F804_1578 S1 M1SD4	441	F804_1578 P71 BN71B4	442
0.92	3479	1.4	1481	35000	F704_1481 S1 M1SD4	438	F704_1481 P71 BN71B4	439
0.99	3250	2.5	1384	45000	F804_1384 S1 M1SD4	441	F804_1384 P71 BN71B4	442
1.0	3211	1.6	1368	35000	F704_1368 S1 M1SD4	438	F704_1368 P71 BN71B4	439
1.1	3000	2.7	1277	45000	F804_1277 S1 M1SD4	441	F804_1277 P71 BN71B4	442
1.2	2680	1.1	1141	20000	F604_1141 S1 M1SD4	434	F604_1141 P71 BN71B4	435
1.2	2775	1.8	1182	35000	F704_1182 S1 M1SD4	438	F704_1182 P71 BN71B4	439
1.2	2692	3.0	1146	45000	F804_1146 S1 M1SD4	441	F804_1146 P71 BN71B4	442
1.3	2474	1.2	1054	20000	F604_1054 S1 M1SD4	434	F604_1054 P71 BN71B4	435
1.3	2562	2.0	1091	35000	F704_1091 S1 M1SD4	438	F704_1091 P71 BN71B4	439
1.3	2485	3.2	1058	45000	F804_1058 S1 M1SD4	441	F804_1058 P71 BN71B4	442
1.4	2252	1.3	958.9	20000	F604_958.9 S1 M1SD4	434	F604_958.9 P71 BN71B4	435
1.4	2288	2.2	974.4	35000	F704_974.4 S1 M1SD4	438	F704_974.4 P71 BN71B4	439
1.5	2079	0.9	885.5	12000	F514_885.5 S1 M1SD4	430	F514_885.5 P71 BN71B4	431
1.5	2078	1.4	885.1	20000	F604_885.1 S1 M1SD4	434	F604_885.1 P71 BN71B4	435
1.5	2112	2.4	899.4	35000	F704_899.4 S1 M1SD4	438	F704_899.4 P71 BN71B4	439
1.7	1941	0.9	826.4	12000	F514_826.4 S1 M1SD4	430	F514_826.4 P71 BN71B4	431



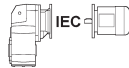



0.37 kW





n ₂ min ⁻¹	M ₂ Nm	S	i	R _{n2} N				
1.7	1931	2.6	822.2	35000	F704_822.2 S1 M1SD4	438	F704_822.2 P71 BN71B4	439
2.0	1588	1.1	676.3	12000	F514_676.3 S1 M1SD4	430	F514_676.3 P71 BN71B4	431
2.1	1556	1.9	662.4	20000	F604_662.4 S1 M1SD4	434	F604_662.4 P71 BN71B4	435
2.1	1544	3.2	657.4	35000	F704_657.4 S1 M1SD4	438	F704_657.4 P71 BN71B4	439
2.2	1436	2.0	611.4	20000	F604_611.4 S1 M1SD4	434	F604_611.4 P71 BN71B4	435
2.3	1425	3.5	606.8	35000	F704_606.8 S1 M1SD4	438	F704_606.8 P71 BN71B4	439
2.5	1291	0.9	549.8	8500	F414_549.8 S1 M1SD4	426	F414_549.8 P71 BN71B4	427
2.6	1246	1.4	530.5	12000	F514_530.5 S1 M1SD4	430	F514_530.5 P71 BN71B4	431
2.6	1246	2.3	530.7	20000	F604_530.7 S1 M1SD4	434	F604_530.7 P71 BN71B4	435
2.8	1150	2.5	489.8	20000	F604_489.8 S1 M1SD4	434	F604_489.8 P71 BN71B4	435
3.2	1018	1.1	433.7	8500	F414_433.7 S1 M1SD4	426	F414_433.7 P71 BN71B4	427
3.2	1008	1.8	429.1	12000	F514_429.1 S1 M1SD4	430	F514_429.1 P71 BN71B4	431
3.2	1016	2.9	432.6	20000	F604_432.6 S1 M1SD4	434	F604_432.6 P71 BN71B4	435
3.4	938	3.1	399.3	20000	F604_399.3 S1 M1SD4	434	F604_399.3 P71 BN71B4	435
3.9	846	2.1	352.5	12000	F513_352.5 S1 M1SD4	430	F513_352.5 P71 BN71B4	431
4.0	827	1.3	344.8	8500	F413_344.8 S1 M1SD4	426	F413_344.8 P71 BN71B4	427
4.3	761	2.4	317.3	12000	F513_317.3 S1 M1SD4	430	F513_317.3 P71 BN71B4	431
4.6	712	1.5	296.6	8500	F413_296.6 S1 M1SD4	426	F413_296.6 P71 BN71B4	427
4.8	686	2.6	285.9	12000	F513_285.9 S1 M1SD4	430	F513_285.9 P71 BN71B4	431
5.1	641	1.7	266.9	8500	F413_266.9 S1 M1SD4	426	F413_266.9 P71 BN71B4	427
5.2	629	2.9	262.1	12000	F513_262.1 S1 M1SD4	430	F513_262.1 P71 BN71B4	431
5.4	609	1.0	253.6	6500	F313_253.6 S1 M1SD4	422	F313_253.6 P71 BN71B4	423
5.7	576	1.9	240.1	8500	F413_240.1 S1 M1SD4	426	F413_240.1 P71 BN71B4	427
5.7	576	3.1	239.8	12000	F513_239.8 S1 M1SD4	430	F513_239.8 P71 BN71B4	431
6.0	548	1.1	228.2	6500	F313_228.2 S1 M1SD4	422	F313_228.2 P71 BN71B4	423
6.2	528	2.1	220.1	8500	F413_220.1 S1 M1SD4	426	F413_220.1 P71 BN71B4	427
6.3	520	3.5	216.9	12000	F513_216.9 S1 M1SD4	430	F513_216.9 P71 BN71B4	431
6.8	485	1.2	202.3	6500	F313_202.3 S1 M1SD4	422	F313_202.3 P71 BN71B4	423
6.9	477	2.3	198.9	8500	F413_198.9 S1 M1SD4	426	F413_198.9 P71 BN71B4	427
7.4	445	1.3	185.4	6500	F313_185.4 S1 M1SD4	422	F313_185.4 P71 BN71B4	423
7.6	434	2.5	180.7	8500	F413_180.7 S1 M1SD4	426	F413_180.7 P71 BN71B4	427
7.9	418	1.0	174.2	6500	F253_174.2 S1 M1SD4	418	F253_174.2 P71 BN71B4	419
8.1	405	2.7	168.7	8500	F413_168.7 S1 M1SD4	426	F413_168.7 P71 BN71B4	427
8.2	400	1.5	166.8	6500	F313_166.8 S1 M1SD4	422	F313_166.8 P71 BN71B4	423
8.8	374	1.1	155.9	6500	F253_155.9 S1 M1SD4	418	F253_155.9 P71 BN71B4	419
9.1	362	1.7	150.8	6500	F313_150.8 S1 M1SD4	422	F313_150.8 P71 BN71B4	423
9.6	343	1.2	143.0	6500	F253_143.0 S1 M1SD4	418	F253_143.0 P71 BN71B4	419
9.7	338	1.8	140.7	6500	F313_140.7 S1 M1SD4	422	F313_140.7 P71 BN71B4	423
10.2	323	3.4	134.4	8500	F413_134.4 S1 M1SD4	426	F413_134.4 P71 BN71B4	427
10.7	307	1.3	127.8	6500	F253_127.8 S1 M1SD4	418	F253_127.8 P71 BN71B4	419
10.7	308	1.9	128.4	6500	F313_128.4 S1 M1SD4	422	F313_128.4 P71 BN71B4	423
12.1	271	1.5	113.0	6500	F253_113.0 S1 M1SD4	418	F253_113.0 P71 BN71B4	419
12.2	270	2.2	112.5	6500	F313_112.5 S1 M1SD4	422	F313_112.5 P71 BN71B4	423
13.0	253	1.6	105.4	6500	F253_105.4 S1 M1SD4	418	F253_105.4 P71 BN71B4	419
13.4	245	2.5	101.9	6500	F313_101.9 S1 M1SD4	422	F313_101.9 P71 BN71B4	423
13.5	249	1.0	101.6	4000			F202_101.6 P71 BN71B4	415
14.3	229	1.7	95.5	6490	F253_95.5 S1 M1SD4	418	F253_95.5 P71 BN71B4	419
15.2	222	1.1	90.4	4000	F202_90.4 S1 M1SD4	414	F202_90.4 P71 BN71B4	415
15.7	210	2.9	87.4	6500	F313_87.4 S1 M1SD4	422	F313_87.4 P71 BN71B4	423
16.4	200	2.0	83.4	6280	F253_83.4 S1 M1SD4	418	F253_83.4 P71 BN71B4	419
17.4	189	3.2	78.9	6500	F313_78.9 S1 M1SD4	422	F313_78.9 P71 BN71B4	423

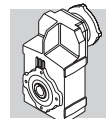


0.37 kW




n ₂ min ⁻¹	M ₂ Nm	S	i	R _{n2} N				
17.8	188	1.3	76.8	4000	F202_76.8 S1 M1SD4	414	F202_76.8 P71 BN71B4	415
17.9	184	2.2	76.6	6160	F253_76.6 S1 M1SD4	418	F253_76.6 P71 BN71B4	419
19.8	169	1.5	69.1	4000	F202_69.1 S1 M1SD4	414	F202_69.1 P71 BN71B4	415
21.0	157	2.6	65.3	5920	F253_65.3 S1 M1SD4	418	F253_65.3 P71 BN71B4	419
21.7	154	0.9	63.0	2800	F102_63.0 S1 M1SD4	410	F102_63.0 P71 BN71B4	411
22.1	152	1.6	61.9	4000	F202_61.9 S1 M1SD4	414	F202_61.9 P71 BN71B4	415
23.5	140	2.9	58.3	5750	F253_58.3 S1 M1SD4	418	F253_58.3 P71 BN71B4	419
24.2	139	1.0	56.7	2800	F102_56.7 S1 M1SD4	410	F102_56.7 P71 BN71B4	411
24.2	139	1.8	56.7	4000	F202_56.7 S1 M1SD4	414	F202_56.7 P71 BN71B4	415
27.0	124	2.0	50.7	3900	F202_50.7 S1 M1SD4	414	F202_50.7 P71 BN71B4	415
27.0	122	3.3	50.8	5540	F253_50.8 S1 M1SD4	418	F253_50.8 P71 BN71B4	419
28.1	119	1.2	48.7	2800	F102_48.7 S1 M1SD4	410	F102_48.7 P71 BN71B4	411
31	110	1.3	44.7	2800	F102_44.7 S1 M1SD4	410	F102_44.7 P71 BN71B4	411
31	110	2.3	44.8	3770	F202_44.8 S1 M1SD4	414	F202_44.8 P71 BN71B4	415
31	109	3.5	44.4	5370	F252_44.4 S1 M1SD4	418	F252_44.4 P71 BN71B4	419
33	103	2.4	41.8	3700	F202_41.8 S1 M1SD4	414	F202_41.8 P71 BN71B4	415
35	97	1.4	39.6	2800	F102_39.6 S1 M1SD4	410	F102_39.6 P71 BN71B4	411
36	93	2.7	37.9	3600	F202_37.9 S1 M1SD4	414	F202_37.9 P71 BN71B4	415
39	87	1.6	35.3	2800	F102_35.3 S1 M1SD4	410	F102_35.3 P71 BN71B4	411
41	81	3.1	33.1	3460	F202_33.1 S1 M1SD4	414	F202_33.1 P71 BN71B4	415
42	81	1.7	33.0	2800	F102_33.0 S1 M1SD4	410	F102_33.0 P71 BN71B4	411
45	75	3.4	30.4	3380	F202_30.4 S1 M1SD4	414	F202_30.4 P71 BN71B4	415
46	73	1.9	29.6	2800	F102_29.6 S1 M1SD4	410	F102_29.6 P71 BN71B4	411
53	63	2.2	25.8	2690	F102_25.8 S1 M1SD4	410	F102_25.8 P71 BN71B4	411
60	56	2.5	22.8	2600	F102_22.8 S1 M1SD4	410	F102_22.8 P71 BN71B4	411
71	47	2.9	19.3	2470	F102_19.3 S1 M1SD4	410	F102_19.3 P71 BN71B4	411
81	42	3.1	17.0	2380	F102_17.0 S1 M1SD4	410	F102_17.0 P71 BN71B4	411
94	36	3.3	14.6	2280	F102_14.6 S1 M1SD4	410	F102_14.6 P71 BN71B4	411
105	32	3.3	13.0	2200	F102_13.0 S1 M1SD4	410	F102_13.0 P71 BN71B4	411
119	28	3.4	11.5	2120	F102_11.5 S1 M1SD4	410	F102_11.5 P71 BN71B4	411
140	24	3.7	9.8	2010	F102_9.8 S1 M1SD4	410	F102_9.8 P71 BN71B4	411
160	21	3.9	8.6	1930	F102_8.6 S1 M1SD4	410	F102_8.6 P71 BN71B4	411
185	18	4.2	7.4	1850	F102_7.4 S1 M1SD4	410	F102_7.4 P71 BN71B4	411
193	17	5.4	14.6	1830	F102_14.6 S05 M05C2	410	F102_14.6 P71 BN71A2	411
216	16	5.5	13.0	1760	F102_13.0 S05 M05C2	410	F102_13.0 P71 BN71A2	411
244	14	5.7	11.5	1690	F102_11.5 S05 M05C2	410	F102_11.5 P71 BN71A2	411
289	12	6.3	9.8	1610	F102_9.8 S05 M05C2	410	F102_9.8 P71 BN71A2	411
329	10	6.6	8.6	1540	F102_8.6 S05 M05C2	410	F102_8.6 P71 BN71A2	411
381	9	7.1	7.4	1470	F102_7.4 S05 M05C2	410	F102_7.4 P71 BN71A2	411

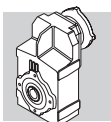
0.55 kW

n ₂	M ₂	S	i	R _{n2}				
0.44	10909	1.3	2099	55000	F904_2099 S2 M2SA6	444	F904_2099 P80 BN80B6	445
0.47	10070	1.4	1937	55000	F904_1937 S2 M2SA6	444	F904_1937 P80 BN80B6	445
0.54	8884	0.9	1709	45000	F804_1709 S2 M2SA6	441	F804_1709 P80 BN80B6	442
0.54	8849	1.6	1702	55000	F904_1702 S2 M2SA6	444	F904_1702 P80 BN80B6	445
0.58	8201	1.0	1578	45000	F804_1578 S2 M2SA6	441	F804_1578 P80 BN80B6	442






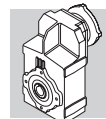
0.55 kW

n ₂	M ₂	S	i	R _{n2}				
0.59	8168	1.7	1571	55000	F904_1571 S2 M2SA6	444	F904_1571 P80 BN80B6	445
0.64	7422	1.9	1428	55000	F904_1428 S2 M2SA6	444	F904_1428 P80 BN80B6	445
0.66	7193	1.1	1384	45000	F804_1384 S2 M2SA6	441	F804_1384 P80 BN80B6	442
0.69	6885	1.2	1987	45000	F804_1987 S1 M1LA4	441	F804_1987 P80 BN80A4	442
0.75	6356	1.3	1834	45000	F804_1834 S1 M1LA4	441	F804_1834 P80 BN80A4	442
0.81	5923	1.4	1709	45000	F804_1709 S1 M1LA4	441	F804_1709 P80 BN80A4	442
0.87	5491	0.9	1585	35000	F704_1585 S1 M1LA4	438	F704_1585 P80 BN80A4	439
0.87	5467	1.5	1578	45000	F804_1578 S1 M1LA4	441	F804_1578 P80 BN80A4	442
0.93	5134	1.0	1481	35000	F704_1481 S1 M1LA4	438	F704_1481 P80 BN80A4	439
1.0	4739	1.1	1368	35000	F704_1368 S1 M1LA4	438	F704_1368 P80 BN80A4	439
1.0	4795	1.7	1384	45000	F804_1384 S1 M1LA4	441	F804_1384 P80 BN80A4	442
1.1	4427	1.8	1277	45000	F804_1277 S1 M1LA4	441	F804_1277 P80 BN80A4	442
1.2	4095	1.2	1182	35000	F704_1182 S1 M1LA4	438	F704_1182 P80 BN80A4	439
1.2	3972	2.0	1146	45000	F804_1146 S1 M1LA4	441	F804_1146 P80 BN80A4	442
1.3	3780	1.3	1091	35000	F704_1091 S1 M1LA4	438	F704_1091 P80 BN80A4	439
1.3	3667	2.2	1058	45000	F804_1058 S1 M1LA4	441	F804_1058 P80 BN80A4	442
1.4	3323	0.9	958.9	20000	F604_958.9 S1 M1LA4	434	F604_958.9 P80 BN80A4	435
1.4	3377	1.5	974.4	35000	F704_974.4 S1 M1LA4	438	F704_974.4 P80 BN80A4	439
1.5	3117	1.6	899.4	35000	F704_899.4 S1 M1LA4	438	F704_899.4 P80 BN80A4	439
1.5	3109	2.6	897.3	45000	F804_897.3 S1 M1LA4	441	F804_897.3 P80 BN80A4	442
1.6	3067	0.9	885.1	20000	F604_885.1 S1 M1LA4	434	F604_885.1 P80 BN80A4	435
1.7	2849	1.8	822.2	35000	F704_822.2 S1 M1LA4	438	F704_822.2 P80 BN80A4	439
1.8	2684	3.0	774.4	45000	F804_774.4 S1 M1LA4	441	F804_774.4 P80 BN80A4	442
1.9	2477	3.2	714.9	45000	F804_714.9 S1 M1LA4	441	F804_714.9 P80 BN80A4	442
2.1	2295	1.3	662.4	20000	F604_662.4 S1 M1LA4	434	F604_662.4 P80 BN80A4	435
2.1	2278	2.2	657.4	35000	F704_657.4 S1 M1LA4	438	F704_657.4 P80 BN80A4	439
2.3	2119	1.4	611.4	20000	F604_611.4 S1 M1LA4	434	F604_611.4 P80 BN80A4	435
2.3	2103	2.4	606.8	35000	F704_606.8 S1 M1LA4	438	F704_606.8 P80 BN80A4	439
2.6	1838	1.0	530.5	12000	F514_530.5 S1 M1LA4	430	F514_530.5 P80 BN80A4	431
2.6	1839	1.6	530.7	20000	F604_530.7 S1 M1LA4	434	F604_530.7 P80 BN80A4	435
2.7	1769	2.8	510.4	35000	F704_510.4 S1 M1LA4	438	F704_510.4 P80 BN80A4	439
2.8	1698	1.7	489.8	20000	F604_489.8 S1 M1LA4	434	F604_489.8 P80 BN80A4	435
2.9	1633	3.1	471.2	35000	F704_471.2 S1 M1LA4	438	F704_471.2 P80 BN80A4	439
3.2	1487	1.2	429.1	12000	F514_429.1 S1 M1LA4	430	F514_429.1 P80 BN80A4	431
3.2	1499	1.9	432.6	20000	F604_432.6 S1 M1LA4	434	F604_432.6 P80 BN80A4	435
3.5	1384	2.1	399.3	20000	F604_399.3 S1 M1LA4	434	F604_399.3 P80 BN80A4	435
3.9	1248	1.4	352.5	12000	F513_352.5 S1 M1LA4	430	F513_352.5 P80 BN80A4	431
4.0	1221	0.9	344.8	8500	F413_344.8 S1 M1LA4	426	F413_344.8 P80 BN80A4	427
4.0	1184	2.4	341.7	20000	F604_341.7 S1 M1LA4	434	F604_341.7 P80 BN80A4	435
4.3	1124	1.6	317.3	12000	F513_317.3 S1 M1LA4	430	F513_317.3 P80 BN80A4	431
4.4	1093	2.7	315.4	20000	F604_315.4 S1 M1LA4	434	F604_315.4 P80 BN80A4	435
4.7	1050	1.0	296.6	8500	F413_296.6 S1 M1LA4	426	F413_296.6 P80 BN80A4	427
4.8	1013	1.8	285.9	12000	F513_285.9 S1 M1LA4	430	F513_285.9 P80 BN80A4	431
5.2	945	1.2	266.9	8500	F413_266.9 S1 M1LA4	426	F413_266.9 P80 BN80A4	427
5.3	928	1.9	262.1	12000	F513_262.1 S1 M1LA4	430	F513_262.1 P80 BN80A4	431
5.7	850	1.3	240.1	8500	F413_240.1 S1 M1LA4	426	F413_240.1 P80 BN80A4	427
5.8	849	2.1	239.8	12000	F513_239.8 S1 M1LA4	430	F513_239.8 P80 BN80A4	431
6.3	780	1.4	220.1	8500	F413_220.1 S1 M1LA4	426	F413_220.1 P80 BN80A4	427
6.4	768	2.3	216.9	12000	F513_216.9 S1 M1LA4	430	F513_216.9 P80 BN80A4	431
6.8	717	2.5	202.4	12000	F513_202.4 S1 M1LA4	430	F513_202.4 P80 BN80A4	431
6.9	704	1.6	198.9	8500	F413_198.9 S1 M1LA4	426	F413_198.9 P80 BN80A4	427



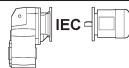


0.55 kW





n ₂	M ₂	S	i	R _{n2}				
7.4	657	0.9	185.4	6500	F313_185.4 S1 M1LA4	422	F313_185.4 P80 BN80A4	423
7.6	640	1.7	180.7	8500	F413_180.7 S1 M1LA4	426	F413_180.7 P80 BN80A4	427
8.2	597	1.8	168.7	8500	F413_168.7 S1 M1LA4	426	F413_168.7 P80 BN80A4	427
8.3	591	1.0	166.8	6500	F313_166.8 S1 M1LA4	422	F313_166.8 P80 BN80A4	423
8.3	587	3.1	165.6	12000	F513_165.6 S1 M1LA4	430	F513_165.6 P80 BN80A4	431
9.2	534	1.1	150.8	6500	F313_150.8 S1 M1LA4	422	F313_150.8 P80 BN80A4	423
9.8	498	1.2	140.7	6500	F313_140.7 S1 M1LA4	422	F313_140.7 P80 BN80A4	423
10.3	476	2.3	134.4	8500	F413_134.4 S1 M1LA4	426	F413_134.4 P80 BN80A4	427
10.7	455	1.3	128.4	6500	F313_128.4 S1 M1LA4	422	F313_128.4 P80 BN80A4	423
12.2	400	1.0	113.0	6130	F253_113.0 S1 M1LA4	418	F253_113.0 P80 BN80A4	419
12.3	399	1.5	112.5	6500	F313_112.5 S1 M1LA4	422	F313_112.5 P80 BN80A4	423
13.0	375	2.9	106.0	8500	F413_106.0 S1 M1LA4	426	F413_106.0 P80 BN80A4	427
13.1	373	1.1	105.4	6070	F253_105.4 S1 M1LA4	418	F253_105.4 P80 BN80A4	419
13.5	361	1.7	101.9	6500	F313_101.9 S1 M1LA4	422	F313_101.9 P80 BN80A4	423
14.5	338	1.2	95.5	5980	F253_95.5 S1 M1LA4	418	F253_95.5 P80 BN80A4	419
15.8	309	1.9	87.4	6500	F313_87.4 S1 M1LA4	422	F313_87.4 P80 BN80A4	423
16.5	295	1.4	83.4	5840	F253_83.4 S1 M1LA4	418	F253_83.4 P80 BN80A4	419
17.5	279	2.1	78.9	6500	F313_78.9 S1 M1LA4	422	F313_78.9 P80 BN80A4	423
18.0	278	0.9	76.8	4000	F202_76.8 S1 M1LA4	414	F202_76.8 P80 BN80A4	415
18.0	271	1.5	76.6	5750	F253_76.6 S1 M1LA4	418	F253_76.6 P80 BN80A4	419
20.0	250	1.0	69.1	3980	F202_69.1 S1 M1LA4	414	F202_69.1 P80 BN80A4	415
20.0	245	2.5	69.1	6500	F313_69.1 S1 M1LA4	422	F313_69.1 P80 BN80A4	423
21.1	231	1.7	65.3	5570	F253_65.3 S1 M1LA4	418	F253_65.3 P80 BN80A4	419
22.1	221	2.7	62.8	6500			F313_62.8 P80 BN80A4	423
22.3	224	1.1	61.9	3890	F202_61.9 S1 M1LA4	414	F202_61.9 P80 BN80A4	415
23.7	207	1.9	58.3	5430	F253_58.3 S1 M1LA4	418	F253_58.3 P80 BN80A4	419
24.3	205	1.2	56.7	3810	F202_56.7 S1 M1LA4	414	F202_56.7 P80 BN80A4	415
26.7	183	3.3	52.1	6500			F313_52.1 P80 BN80A4	423
27.2	184	1.4	50.7	3720	F202_50.7 S1 M1LA4	414	F202_50.7 P80 BN80A4	415
27.2	180	2.2	50.8	5270	F253_50.8 S1 M1LA4	418	F253_50.8 P80 BN80A4	419
29.2	167	3.5	47.5	6500			F313_47.5 P80 BN80A4	423
31	162	1.5	44.8	3610	F202_44.8 S1 M1LA4	414	F202_44.8 P80 BN80A4	415
31	161	2.4	44.4	5140	F252_44.4 S1 M1LA4	418	F252_44.4 P80 BN80A4	419
31	160	2.5	45.6	5130			F253_45.6 P80 BN80A4	419
33	151	1.7	41.8	3550	F202_41.8 S1 M1LA4	414	F202_41.8 P80 BN80A4	415
34	147	2.5	40.7	5030	F252_40.7 S1 M1LA4	418	F252_40.7 P80 BN80A4	419
35	143	1.0	39.6	2800	F102_39.6 S1 M1LA4	410	F102_39.6 P80 BN80A4	411
36	137	1.8	37.9	3460	F202_37.9 S1 M1LA4	414	F202_37.9 P80 BN80A4	415
38	132	3.0	36.4	4890	F252_36.4 S1 M1LA4	418	F252_36.4 P80 BN80A4	419
39	128	1.1	35.3	2800	F102_35.3 S1 M1LA4	410	F102_35.3 P80 BN80A4	411
42	119	1.2	33.0	2750	F102_33.0 S1 M1LA4	410	F102_33.0 P80 BN80A4	411
42	120	2.1	33.1	3340	F202_33.1 S1 M1LA4	414	F202_33.1 P80 BN80A4	415
43	116	3.4	32.2	4730	F252_32.2 S1 M1LA4	418	F252_32.2 P80 BN80A4	419
45	110	2.3	30.4	3260	F202_30.4 S1 M1LA4	414	F202_30.4 P80 BN80A4	415
47	107	1.3	29.6	2680	F102_29.6 S1 M1LA4	410	F102_29.6 P80 BN80A4	411
53	94	2.6	25.9	3130	F202_25.9 S1 M1LA4	414	F202_25.9 P80 BN80A4	415
54	93	1.5	25.8	2590	F102_25.8 S1 M1LA4	410	F102_25.8 P80 BN80A4	411
60	83	1.7	22.8	2510	F102_22.8 S1 M1LA4	410	F102_22.8 P80 BN80A4	411
60	84	2.8	23.1	3030	F202_23.1 S1 M1LA4	414	F202_23.1 P80 BN80A4	415
68	73	3.1	20.2	2910	F202_20.2 S1 M1LA4	414	F202_20.2 P80 BN80A4	415
71	70	1.9	19.3	2400	F102_19.3 S1 M1LA4	410	F102_19.3 P80 BN80A4	411

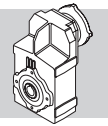


0.55 kW



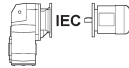

n ₂	M ₂	S	i	R _{n2}				
77	65	3.3	18.1	2820	F202_18.1 S1 M1LA4	414	F202_18.1 P80 BN80A4	415
81	61	2.1	17.0	2310	F102_17.0 S1 M1LA4	410	F102_17.0 P80 BN80A4	411
94	53	2.2	14.6	2220	F102_14.6 S1 M1LA4	410	F102_14.6 P80 BN80A4	411
106	47	2.2	13.0	2140	F102_13.0 S1 M1LA4	410	F102_13.0 P80 BN80A4	411
120	42	2.3	11.5	2070	F102_11.5 S1 M1LA4	410	F102_11.5 P80 BN80A4	411
141	35	2.5	9.8	1970	F102_9.8 S1 M1LA4	410	F102_9.8 P80 BN80A4	411
161	31	2.6	8.6	1890	F102_8.6 S1 M1LA4	410	F102_8.6 P80 BN80A4	411
186	27	2.8	7.4	1810	F102_7.4 S1 M1LA4	410	F102_7.4 P80 BN80A4	411
193	26	3.6	14.6	1800	F102_14.6 S1 M1SD2	410	F102_14.6 P71 BN71B2	411
216	23	3.7	13.0	1730	F102_13.0 S1 M1SD2	410	F102_13.0 P71 BN71B2	411
244	20	3.8	11.5	1670	F102_11.5 S1 M1SD2	410	F102_11.5 P71 BN71B2	411
289	17	4.2	9.8	1590	F102_9.8 S1 M1SD2	410	F102_9.8 P71 BN71B2	411
329	15	4.4	8.6	1530	F102_8.6 S1 M1SD2	410	F102_8.6 P71 BN71B2	411
381	13	4.8	7.4	1460	F102_7.4 S1 M1SD2	410	F102_7.4 P71 BN71B2	411

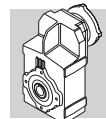
0.75 kW

n ₂ min ⁻¹	M ₂ Nm	S	i	R _{n2} N				
0.44	14876	0.9	2099	55000	F904_2099 S2 M2SB6	444	F904_2099 P90 BN90S6	445
0.47	13732	1.0	1937	55000	F904_1937 S2 M2SB6	444	F904_1937 P90 BN90S6	445
0.54	12067	1.2	1702	55000	F904_1702 S2 M2SB6	444	F904_1702 P90 BN90S6	445
0.59	11138	1.3	1571	55000	F904_1571 S2 M2SB6	444	F904_1571 P90 BN90S6	445
0.64	10121	1.4	1428	55000	F904_1428 S2 M2SB6	444	F904_1428 P90 BN90S6	445
0.67	9776	1.4	2099	55000	F904_2099 S2 M2SA4	444	F904_2099 P80 BN80B4	445
0.70	9255	0.9	1987	45000	F804_1987 S2 M2SA4	441	F804_1987 P80 BN80B4	442
0.72	9024	1.6	1937	55000	F904_1937 S2 M2SA4	444	F904_1937 P80 BN80B4	445
0.76	8543	0.9	1834	45000	F804_1834 S2 M2SA4	441	F804_1834 P80 BN80B4	442
0.82	7961	1.0	1709	45000	F804_1709 S2 M2SA4	441	F804_1709 P80 BN80B4	442
0.82	7930	1.8	1702	55000	F904_1702 S2 M2SA4	444	F904_1702 P80 BN80B4	445
0.89	7349	1.1	1578	45000	F804_1578 S2 M2SA4	441	F804_1578 P80 BN80B4	442
0.89	7320	1.9	1571	55000	F904_1571 S2 M2SA4	444	F904_1571 P80 BN80B4	445
0.98	6651	2.1	1428	55000	F904_1428 S2 M2SA4	444	F904_1428 P80 BN80B4	445
1.0	6446	1.2	1384	45000	F804_1384 S2 M2SA4	441	F804_1384 P80 BN80B4	442
1.1	5950	1.3	1277	45000	F804_1277 S2 M2SA4	441	F804_1277 P80 BN80B4	442
1.1	6140	2.3	1318	55000	F904_1318 S2 M2SA4	444	F904_1318 P80 BN80B4	445
1.2	5505	0.9	1182	35000	F704_1182 S2 M2SA4	438	F704_1182 P80 BN80B4	439
1.2	5339	1.5	1146	45000	F804_1146 S2 M2SA4	441	F804_1146 P80 BN80B4	442
1.2	5613	2.5	1205	55000	F904_1205 S2 M2SA4	444	F904_1205 P80 BN80B4	445
1.3	5082	1.0	1091	35000	F704_1091 S2 M2SA4	438	F704_1091 P80 BN80B4	439
1.3	4929	1.6	1058	45000	F804_1058 S2 M2SA4	441	F804_1058 P80 BN80B4	442
1.3	5181	2.7	1112	55000	F904_1112 S2 M2SA4	444	F904_1112 P80 BN80B4	445
1.4	4539	1.1	974.4	35000	F704_974.4 S2 M2SA4	438	F704_974.4 P80 BN80B4	439
1.5	4240	3.3	910.2	55000	F904_910.2 S2 M2SA4	444	F904_910.2 P80 BN80B4	445
1.6	4190	1.2	899.4	35000	F704_899.4 S2 M2SA4	438	F704_899.4 P80 BN80B4	439
1.6	4180	1.9	897.3	45000	F804_897.3 S2 M2SA4	441	F804_897.3 P80 BN80B4	442
1.7	3830	1.3	822.2	35000	F704_822.2 S2 M2SA4	438	F704_822.2 P80 BN80B4	439
1.8	3607	2.2	774.4	45000	F804_774.4 S2 M2SA4	441	F804_774.4 P80 BN80B4	442
2.0	3330	2.4	714.9	45000	F804_714.9 S2 M2SA4	441	F804_714.9 P80 BN80B4	442



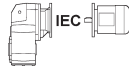



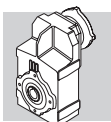
0.75 kW

n ₂ min ⁻¹	M ₂ Nm	S	i	R _{n2} N				
2.1	3085	0.9	662.4	20000	F604_662.4 S2 M2SA4	434	F604_662.4 P80 BN80B4	435
2.1	3062	1.6	657.4	35000	F704_657.4 S2 M2SA4	438	F704_657.4 P80 BN80B4	439
2.3	2848	1.0	611.4	20000	F604_611.4 S2 M2SA4	434	F604_611.4 P80 BN80B4	435
2.3	2827	1.8	606.8	35000	F704_606.8 S2 M2SA4	438	F704_606.8 P80 BN80B4	439
2.3	2845	2.8	610.9	45000	F804_610.9 S2 M2SA4	441	F804_610.9 P80 BN80B4	442
2.5	2627	3.0	563.9	45000	F804_563.9 S2 M2SA4	441	F804_563.9 P80 BN80B4	442
2.6	2472	1.2	530.7	20000	F604_530.7 S2 M2SA4	434	F604_530.7 P80 BN80B4	435
2.7	2378	2.1	510.4	35000	F704_510.4 S2 M2SA4	438	F704_510.4 P80 BN80B4	439
2.9	2282	1.3	489.8	20000	F604_489.8 S2 M2SA4	434	F604_489.8 P80 BN80B4	435
2.9	2278	3.5	489.1	45000	F804_489.1 S2 M2SA4	441	F804_489.1 P80 BN80B4	442
3.0	2195	2.3	471.2	35000	F704_471.2 S2 M2SA4	438	F704_471.2 P80 BN80B4	439
3.2	2015	1.4	432.6	20000	F604_432.6 S2 M2SA4	434	F604_432.6 P80 BN80B4	435
3.3	1999	0.9	429.1	12000	F514_429.1 S2 M2SA4	430	F514_429.1 P80 BN80B4	431
3.5	1860	1.6	399.3	20000	F604_399.3 S2 M2SA4	434	F604_399.3 P80 BN80B4	435
3.5	1880	2.7	403.5	35000	F704_403.5 S2 M2SA4	438	F704_403.5 P80 BN80B4	439
3.8	1735	2.9	372.5	35000	F704_372.5 S2 M2SA4	438	F704_372.5 P80 BN80B4	439
4.0	1678	1.1	352.5	12000	F513_352.5 S2 M2SA4	430	F513_352.5 P80 BN80B4	431
4.1	1592	1.8	341.7	20000	F604_341.7 S2 M2SA4	434	F604_341.7 P80 BN80B4	435
4.4	1510	1.2	317.3	12000	F513_317.3 S2 M2SA4	430	F513_317.3 P80 BN80B4	431
4.4	1469	2.0	315.4	20000	F604_315.4 S2 M2SA4	434	F604_315.4 P80 BN80B4	435
4.6	1418	3.5	304.3	35000	F704_304.3 S2 M2SA4	438	F704_304.3 P80 BN80B4	439
4.9	1361	1.3	285.9	12000	F513_285.9 S2 M2SA4	430	F513_285.9 P80 BN80B4	431
5.0	1335	2.2	280.7	20000	F603_280.7 S2 M2SA4	434	F603_280.7 P80 BN80B4	435
5.3	1248	1.4	262.1	12000	F513_262.1 S2 M2SA4	430	F513_262.1 P80 BN80B4	431
5.4	1233	2.4	259.1	20000	F603_259.1 S2 M2SA4	434	F603_259.1 P80 BN80B4	435
5.8	1143	1.0	240.1	8500	F413_240.1 S2 M2SA4	426	F413_240.1 P80 BN80B4	427
5.8	1142	1.6	239.8	12000	F513_239.8 S2 M2SA4	430	F513_239.8 P80 BN80B4	431
5.9	1122	2.6	235.8	20000	F603_235.8 S2 M2SA4	434	F603_235.8 P80 BN80B4	435
6.4	1048	1.0	220.1	8500	F413_220.1 S2 M2SA4	426	F413_220.1 P80 BN80B4	427
6.4	1036	2.8	217.6	20000	F603_217.6 S2 M2SA4	434	F603_217.6 P80 BN80B4	435
6.5	1032	1.7	216.9	12000	F513_216.9 S2 M2SA4	430	F513_216.9 P80 BN80B4	431
6.9	963	1.9	202.4	12000	F513_202.4 S2 M2SA4	430	F513_202.4 P80 BN80B4	431
7.0	958	3.0	201.4	20000	F603_201.4 S2 M2SA4	434	F603_201.4 P80 BN80B4	435
7.0	947	1.2	198.9	8500	F413_198.9 S2 M2SA4	426	F413_198.9 P80 BN80B4	427
7.5	885	3.3	185.9	20000	F603_185.9 S2 M2SA4	434	F603_185.9 P80 BN80B4	435
7.7	860	1.3	180.7	8500	F413_180.7 S2 M2SA4	426	F413_180.7 P80 BN80B4	427
8.3	803	1.4	168.7	8500	F413_168.7 S2 M2SA4	426	F413_168.7 P80 BN80B4	427
8.5	788	2.3	165.6	12000	F513_165.6 S2 M2SA4	430	F513_165.6 P80 BN80B4	431
8.6	775	3.7	162.9	20000	F603_162.9 S2 M2SA4	434	F603_162.9 P80 BN80B4	435
10.4	640	1.7	134.4	8500	F413_134.4 S2 M2SA4	426	F413_134.4 P80 BN80B4	427
10.8	618	2.9	129.9	12000	F513_129.9 S2 M2SA4	430	F513_129.9 P80 BN80B4	431
10.9	611	1.0	128.4	6500	F313_128.4 S2 M2SA4	422	F313_128.4 P80 BN80B4	423
12.4	536	1.1	112.5	6500	F313_112.5 S2 M2SA4	422	F313_112.5 P80 BN80B4	423
13.2	505	2.2	106.0	8500	F413_106.0 S2 M2SA4	426	F413_106.0 P80 BN80B4	427
13.7	485	1.2	101.9	6500	F313_101.9 S2 M2SA4	422	F313_101.9 P80 BN80B4	423
16.0	416	1.4	87.4	6500	F313_87.4 S2 M2SA4	422	F313_87.4 P80 BN80B4	423
16.5	404	2.7	84.9	8500	F413_84.9 S2 M2SA4	426	F413_84.9 P80 BN80B4	427
16.8	397	1.0	83.4	5350	F253_83.4 S2 M2SA4	418	F253_83.4 P80 BN80B4	419
17.8	375	1.6	78.9	6500	F313_78.9 S2 M2SA4	422	F313_78.9 P80 BN80B4	423
18.3	365	1.1	76.6	5300	F253_76.6 S2 M2SA4	418	F253_76.6 P80 BN80B4	419
20.3	329	1.8	69.1	6500	F313_69.1 S2 M2SA4	422	F313_69.1 P80 BN80B4	423



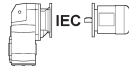



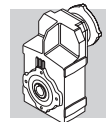
0.75 kW

n₂ min ⁻¹	M₂ Nm	S	i	R_{n2} N				
21.1	317	3.5	66.5	8500	F413_66.5 S2 M2SA4	426	F413_66.5 P80 BN80B4	427
21.4	311	1.3	65.3	5180	F253_65.3 S2 M2SA4	418	F253_65.3 P80 BN80B4	419
22.3	299	2.0	62.8	6500	F313_62.8 S2 M2SA4	422	F313_62.8 P80 BN80B4	423
24.0	278	1.4	58.3	5080	F253_58.3 S2 M2SA4	418	F253_58.3 P80 BN80B4	419
24.7	276	0.9	56.7	3590	F202_56.7 S2 M2SA4	414	F202_56.7 P80 BN80B4	415
26.9	248	2.4	52.1	6500	F313_52.1 S2 M2SA4	422	F313_52.1 P80 BN80B4	423
27.6	247	1.0	50.7	3510	F202_50.7 S2 M2SA4	414	F202_50.7 P80 BN80B4	415
27.6	242	1.7	50.8	4960	F253_50.8 S2 M2SA4	418	F253_50.8 P80 BN80B4	419
29.4	226	2.6	47.5	6500	F313_47.5 S2 M2SA4	422	F313_47.5 P80 BN80B4	423
31	218	1.1	44.8	3420	F202_44.8 S2 M2SA4	414	F202_44.8 P80 BN80B4	415
31	217	1.8	45.6	4860	F253_45.6 S2 M2SA4	418	F253_45.6 P80 BN80B4	419
31	217	2.8	44.6	6500	F312_44.6 S2 M2SA4	422	F312_44.6 P80 BN80B4	423
32	216	1.8	44.4	4890	F252_44.4 S2 M2SA4	418	F252_44.4 P80 BN80B4	419
33	203	1.2	41.8	3370	F202_41.8 S2 M2SA4	414	F202_41.8 P80 BN80B4	415
34	198	1.9	40.7	4790	F252_40.7 S2 M2SA4	418	F252_40.7 P80 BN80B4	419
35	196	3.1	40.4	6500	F312_40.4 S2 M2SA4	422	F312_40.4 P80 BN80B4	423
37	184	1.4	37.9	3300	F202_37.9 S2 M2SA4	414	F202_37.9 P80 BN80B4	415
37	183	3.3	37.7	6500	F312_37.7 S2 M2SA4	422	F312_37.7 P80 BN80B4	423
38	177	2.3	36.4	4680	F252_36.4 S2 M2SA4	418	F252_36.4 P80 BN80B4	419
42	161	1.6	33.1	3200	F202_33.1 S2 M2SA4	414	F202_33.1 P80 BN80B4	415
44	156	2.6	32.2	4540	F252_32.2 S2 M2SA4	418	F252_32.2 P80 BN80B4	419
46	148	1.7	30.4	3140	F202_30.4 S2 M2SA4	414	F202_30.4 P80 BN80B4	415
47	144	1.0	29.6	2550	F102_29.6 S2 M2SA4	410	F102_29.6 P80 BN80B4	411
47	146	2.7	30.0	4470	F252_30.0 S2 M2SA4	418	F252_30.0 P80 BN80B4	419
51	132	3	27.2	4360	F252_27.2 S2 M2SA4	418	F252_27.2 P80 BN80B4	419
54	125	1.1	25.8	2470	F102_25.8 S2 M2SA4	410	F102_25.8 P80 BN80B4	411
54	126	1.9	25.9	3020	F202_25.9 S2 M2SA4	414	F202_25.9 P80 BN80B4	415
59	116	3.5	23.8	4210	F252_23.8 S2 M2SA4	418	F252_23.8 P80 BN80B4	419
60	113	2.1	23.1	2930	F202_23.1 S2 M2SA4	414	F202_23.1 P80 BN80B4	415
61	111	1.3	22.8	2400	F102_22.8 S2 M2SA4	410	F102_22.8 P80 BN80B4	411
69	98	2.3	20.2	2830	F202_20.2 S2 M2SA4	414	F202_20.2 P80 BN80B4	415
72	94	1.4	19.3	2310	F102_19.3 S2 M2SA4	410	F102_19.3 P80 BN80B4	411
77	88	2.4	18.1	2740	F202_18.1 S2 M2SA4	414	F202_18.1 P80 BN80B4	415
82	83	1.6	17.0	2230	F102_17.0 S2 M2SA4	410	F102_17.0 P80 BN80B4	411
95	72	2.8	14.8	2600	F202_14.8 S2 M2SA4	414	F202_14.8 P80 BN80B4	415
96	71	1.7	14.6	2150	F102_14.6 S2 M2SA4	410	F102_14.6 P80 BN80B4	411
107	63	1.6	13.0	2070	F102_13.0 S2 M2SA4	410	F102_13.0 P80 BN80B4	411
121	56	1.7	11.5	2010	F102_11.5 S2 M2SA4	410	F102_11.5 P80 BN80B4	411
125	55	3.2	11.2	2390	F202_11.2 S2 M2SA4	414	F202_11.2 P80 BN80B4	415
143	48	1.9	9.8	1920	F102_9.8 S2 M2SA4	410	F102_9.8 P80 BN80B4	411
163	42	2.0	8.6	1850	F102_8.6 S2 M2SA4	410	F102_8.6 P80 BN80B4	411
189	36	2.1	7.4	1770	F102_7.4 S2 M2SA4	410	F102_7.4 P80 BN80B4	411
192	35	2.6	14.6	1770	F102_14.6 S1 M1LA2	410	F102_14.6 P80 BN80A2	411
216	32	2.7	13.0	1710	F102_13.0 S1 M1LA2	410	F102_13.0 P80 BN80A2	411
244	28	2.8	11.5	1650	F102_11.5 S1 M1LA2	410	F102_11.5 P80 BN80A2	411
288	24	3.1	9.8	1570	F102_9.8 S1 M1LA2	410	F102_9.8 P80 BN80A2	411
327	21	3.2	8.6	1510	F102_8.6 S1 M1LA2	410	F102_8.6 P80 BN80A2	411
380	18	3.5	7.4	1440	F102_7.4 S1 M1LA2	410	F102_7.4 P80 BN80A2	411



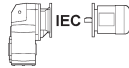



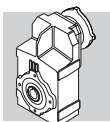
1.1 kW

n ₂ min ⁻¹	M ₂ Nm	S	i	R _{n2} N				
0.59	16336	0.9	1571	55000	F904_1571 S3 M3SA6	444	F904_1571 P90 BN90L6	445
0.64	14845	0.9	1428	55000	F904_1428 S3 M3SA6	444	F904_1428 P90 BN90L6	445
0.67	14338	1.0	2099	55000	F904_2099 S2 M2SB4	444	F904_2099 P90 BN90S4	445
0.72	13235	1.1	1937	55000	F904_1937 S2 M2SB4	444	F904_1937 P90 BN90S4	445
0.82	11630	1.2	1702	55000	F904_1702 S2 M2SB4	444	F904_1702 P90 BN90S4	445
0.89	10735	1.3	1571	55000	F904_1571 S2 M2SB4	444	F904_1571 P90 BN90S4	445
0.98	9755	1.4	1428	55000	F904_1428 S2 M2SB4	444	F904_1428 P90 BN90S4	445
1.1	8727	0.9	1277	45000	F804_1277 S2 M2SB4	441	F804_1277 P90 BN90S4	442
1.1	9005	1.6	1318	55000	F904_1318 S2 M2SB4	444	F904_1318 P90 BN90S4	445
1.2	7831	1.0	1146	45000	F804_1146 S2 M2SB4	441	F804_1146 P90 BN90S4	442
1.2	8232	1.7	1205	55000	F904_1205 S2 M2SB4	444	F904_1205 P90 BN90S4	445
1.3	7229	1.1	1058	45000	F804_1058 S2 M2SB4	441	F804_1058 P90 BN90S4	442
1.3	7599	1.8	1112	55000	F904_1112 S2 M2SB4	444	F904_1112 P90 BN90S4	445
1.5	6218	2.3	910.2	55000	F904_910.2 S2 M2SB4	444	F904_910.2 P90 BN90S4	445
1.6	6130	1.3	897.3	45000	F804_897.3 S2 M2SB4	441	F804_897.3 P90 BN90S4	442
1.7	5617	0.9	822.2	35000	F704_822.2 S2 M2SB4	438	F704_822.2 P90 BN90S4	439
1.8	5291	1.5	774.4	45000	F804_774.4 S2 M2SB4	441	F804_774.4 P90 BN90S4	442
1.8	5284	2.6	773.4	55000	F904_773.4 S2 M2SB4	444	F904_773.4 P90 BN90S4	445
1.9	5085	1.6	489.1	45000	F804_489.1 S3 M3SA6	441	F804_489.1 P90 BN90L6	442
1.9	5152	2.7	495.6	55000	F904_495.6 S3 M3SA6	444	F904_495.6 P90 BN90L6	445
2.0	4898	1.0	471.2	35000	F704_471.2 S3 M3SA6	438	F704_471.2 P90 BN90L6	439
2.0	4694	1.7	451.5	45000	F804_451.5 S3 M3SA6	441	F804_451.5 P90 BN90L6	442
2.0	4884	1.6	714.9	45000	F804_714.9 S2 M2SB4	441	F804_714.9 P90 BN90S4	442
2.1	4491	1.1	657.4	35000	F704_657.4 S2 M2SB4	438	F704_657.4 P90 BN90S4	439
2.2	4274	3.3	625.6	55000	F904_625.6 S2 M2SB4	444	F904_625.6 P90 BN90S4	445
2.3	4146	1.2	606.8	35000	F704_606.8 S2 M2SB4	438	F704_606.8 P90 BN90S4	439
2.3	4173	1.9	610.9	45000	F804_610.9 S2 M2SB4	441	F804_610.9 P90 BN90S4	442
2.4	3945	3.5	577.5	55000	F904_577.5 S2 M2SB4	444	F904_577.5 P90 BN90S4	445
2.5	3852	2.1	563.9	45000	F804_563.9 S2 M2SB4	441	F804_563.9 P90 BN90S4	442
2.7	3487	1.4	510.4	35000	F704_510.4 S2 M2SB4	438	F704_510.4 P90 BN90S4	439
2.9	3347	0.9	489.8	20000	F604_489.8 S2 M2SB4	434	F604_489.8 P90 BN90S4	435
2.9	3342	2.4	489.1	45000	F804_489.1 S2 M2SB4	441	F804_489.1 P90 BN90S4	442
3.0	3219	1.6	471.2	35000	F704_471.2 S2 M2SB4	438	F704_471.2 P90 BN90S4	439
3.1	3085	2.6	451.5	45000	F804_451.5 S2 M2SB4	441	F804_451.5 P90 BN90S4	442
3.2	2956	1.0	432.6	20000	F604_432.6 S2 M2SB4	434	F604_432.6 P90 BN90S4	435
3.5	2728	1.1	399.3	20000	F604_399.3 S2 M2SB4	434	F604_399.3 P90 BN90S4	435
3.5	2757	1.8	403.5	35000	F704_403.5 S2 M2SB4	438	F704_403.5 P90 BN90S4	439
3.7	2618	3.1	383.2	45000	F804_383.2 S2 M2SB4	441	F804_383.2 P90 BN90S4	442
3.8	2545	2.0	372.5	35000	F704_372.5 S2 M2SB4	438	F704_372.5 P90 BN90S4	439
4.0	2416	3.3	353.7	45000	F804_353.7 S2 M2SB4	441	F804_353.7 P90 BN90S4	442
4.1	2334	1.2	341.7	20000	F604_341.7 S2 M2SB4	434	F604_341.7 P90 BN90S4	435
4.4	2155	1.3	315.4	20000	F604_315.4 S2 M2SB4	434	F604_315.4 P90 BN90S4	435
4.6	2079	2.4	304.3	35000	F704_304.3 S2 M2SB4	438	F704_304.3 P90 BN90S4	439
4.9	1996	0.9	285.9	12000	F513_285.9 S2 M2SB4	430	F513_285.9 P90 BN90S4	431
5.0	1960	1.5	280.7	20000	F603_280.7 S2 M2SB4	434	F603_280.7 P90 BN90S4	435
5.0	1919	2.6	280.9	35000	F704_280.9 S2 M2SB4	438	F704_280.9 P90 BN90S4	439
5.3	1830	1.0	262.1	12000	F513_262.1 S2 M2SB4	430	F513_262.1 P90 BN90S4	431
5.8	1675	1.1	239.8	12000	F513_239.8 S2 M2SB4	430	F513_239.8 P90 BN90S4	431
6.0	1603	3.1	234.6	35000	F704_234.6 S2 M2SB4	438	F704_234.6 P90 BN90S4	439
6.5	1514	1.2	216.9	12000	F513_216.9 S2 M2SB4	430	F513_216.9 P90 BN90S4	431
6.5	1479	3.4	216.5	35000	F704_216.5 S2 M2SB4	438	F704_216.5 P90 BN90S4	439



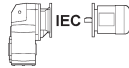



1.1 kW



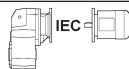

n ₂ min ⁻¹	M ₂ Nm	S	i	R _{n2} N				
6.9	1413	1.3	202.4	12000	F513_202.4 S2 M2SB4	430	F513_202.4 P90 BN90S4	431
8.3	1178	0.9	168.7	8500	F413_168.7 S2 M2SB4	426	F413_168.7 P90 BN90S4	427
8.5	1156	1.6	165.6	12000	F513_165.6 S2 M2SB4	430	F513_165.6 P90 BN90S4	431
10.4	938	1.2	134.4	8500	F413_134.4 S2 M2SB4	426	F413_134.4 P90 BN90S4	427
10.8	907	2.0	129.9	12000	F513_129.9 S2 M2SB4	430	F513_129.9 P90 BN90S4	431
13.2	740	1.5	106.0	8500	F413_106.0 S2 M2SB4	426	F413_106.0 P90 BN90S4	427
13.3	734	2.5	105.1	12000	F513_105.1 S2 M2SB4	430	F513_105.1 P90 BN90S4	431
16.0	610	1.0	87.4	6500	F313_87.4 S2 M2SB4	422	F313_87.4 P90 BN90S4	423
16.5	593	1.9	84.9	8500	F413_84.9 S2 M2SB4	426	F413_84.9 P90 BN90S4	427
16.8	581	3.1	83.2	12000	F513_83.2 S2 M2SB4	430	F513_83.2 P90 BN90S4	431
17.8	551	1.1	78.9	6500	F313_78.9 S2 M2SB4	422	F313_78.9 P90 BN90S4	423
20.3	482	1.2	69.1	6500	F313_69.1 S2 M2SB4	422	F313_69.1 P90 BN90S4	423
21.1	464	2.4	66.5	8500	F413_66.5 S2 M2SB4	426	F413_66.5 P90 BN90S4	427
22.3	438	1.4	62.8	6500	F313_62.8 S2 M2SB4	422	F313_62.8 P90 BN90S4	423
23.2	421	2.6	60.2	8500	F413_60.2 S2 M2SB4	426	F413_60.2 P90 BN90S4	427
24.0	407	1.0	58.3	4500	F253_58.3 S2 M2SB4	418	F253_58.3 P90 BN90S4	419
26.9	364	1.6	52.1	6500	F313_52.1 S2 M2SB4	422	F313_52.1 P90 BN90S4	423
27.2	360	3.0	51.5	8500	F413_51.5 S2 M2SB4	426	F413_51.5 P90 BN90S4	427
27.6	355	1.1	50.8	4450	F253_50.8 S2 M2SB4	418	F253_50.8 P90 BN90S4	419
29.2	342	3.1	47.9	8500	F412_47.9 S2 M2SB4	426	F412_47.9 P90 BN90S4	427
29.4	332	1.7	47.5	6500	F313_47.5 S2 M2SB4	422	F313_47.5 P90 BN90S4	423
31	318	1.3	45.6	4400	F253_45.6 S2 M2SB4	418	F253_45.6 P90 BN90S4	419
31	318	1.9	44.6	6500	F312_44.6 S2 M2SB4	422	F312_44.6 P90 BN90S4	423
32	317	1.2	44.4	4470	F252_44.4 S2 M2SB4	418	F252_44.4 P90 BN90S4	419
34	290	1.3	40.7	4410	F252_40.7 S2 M2SB4	418	F252_40.7 P90 BN90S4	419
35	288	2.1	40.4	6500	F312_40.4 S2 M2SB4	422	F312_40.4 P90 BN90S4	423
37	270	0.9	37.9	3050	F202_37.9 S2 M2SB4	414	F202_37.9 P90 BN90S4	415
37	269	2.2	37.7	6500	F312_37.7 S2 M2SB4	422	F312_37.7 P90 BN90S4	423
38	260	1.5	36.4	4330	F252_36.4 S2 M2SB4	418	F252_36.4 P90 BN90S4	419
41	245	2.4	34.4	6500	F312_34.4 S2 M2SB4	422	F312_34.4 P90 BN90S4	423
42	236	1.1	33.1	2980	F202_33.1 S2 M2SB4	414	F202_33.1 P90 BN90S4	415
44	230	1.7	32.2	4240	F252_32.2 S2 M2SB4	418	F252_32.2 P90 BN90S4	419
46	217	1.2	30.4	2930	F202_30.4 S2 M2SB4	414	F202_30.4 P90 BN90S4	415
46	215	2.8	30.1	6500	F312_30.1 S2 M2SB4	422	F312_30.1 P90 BN90S4	423
47	214	1.9	30.0	4190	F252_30.0 S2 M2SB4	418	F252_30.0 P90 BN90S4	419
51	194	2.1	27.2	4100	F252_27.2 S2 M2SB4	418	F252_27.2 P90 BN90S4	419
51	195	3.1	27.3	6500	F312_27.3 S2 M2SB4	422	F312_27.3 P90 BN90S4	423
54	185	1.3	25.9	2840	F202_25.9 S2 M2SB4	414	F202_25.9 P90 BN90S4	415
59	169	2.4	23.8	3990	F252_23.8 S2 M2SB4	418	F252_23.8 P90 BN90S4	419
60	165	1.4	23.1	2780	F202_23.1 S2 M2SB4	414	F202_23.1 P90 BN90S4	415
64	156	2.6	21.8	3920	F252_21.8 S2 M2SB4	418	F252_21.8 P90 BN90S4	419
69	144	1.6	20.2	2690	F202_20.2 S2 M2SB4	414	F202_20.2 P90 BN90S4	415
72	138	1.0	19.3	2170	F102_19.3 S2 M2SB4	410	F102_19.3 P90 BN90S4	411
75	133	3.0	18.6	3780	F252_18.6 S2 M2SB4	418	F252_18.6 P90 BN90S4	419
77	129	1.7	18.1	2620	F202_18.1 S2 M2SB4	414	F202_18.1 P90 BN90S4	415
82	121	1.1	17.0	2110	F102_17.0 S2 M2SB4	410	F102_17.0 P90 BN90S4	411
84	119	3.4	16.6	3670	F252_16.6 S2 M2SB4	418	F252_16.6 P90 BN90S4	419
95	106	1.9	14.8	2500	F202_14.8 S2 M2SB4	414	F202_14.8 P90 BN90S4	415
96	104	1.1	14.6	2050	F102_14.6 S2 M2SB4	410	F102_14.6 P90 BN90S4	411
107	93	1.1	13.0	1980	F102_13.0 S2 M2SB4	410	F102_13.0 P90 BN90S4	411
121	82	1.2	11.5	1920	F102_11.5 S2 M2SB4	410	F102_11.5 P90 BN90S4	411

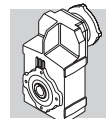


1.1 kW



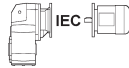

n₂ min ⁻¹	M₂ Nm	S	i	R_{n2} N				
125	80	2.2	11.2	2310	F202_11.2 S2 M2SB4	414	F202_11.2 P90 BN90S4	415
143	70	1.3	9.8	1840	F102_9.8 S2 M2SB4	410	F102_9.8 P90 BN90S4	411
160	62	2.5	8.7	2160	F202_8.7 S2 M2SB4	414	F202_8.7 P90 BN90S4	415
163	61	1.3	8.6	1780	F102_8.6 S2 M2SB4	410	F102_8.6 P90 BN90S4	411
179	56	2.6	7.8	2100	F202_7.8 S2 M2SB4	414	F202_7.8 P90 BN90S4	415
189	53	1.4	7.4	1720	F102_7.4 S2 M2SB4	410	F102_7.4 P90 BN90S4	411
218	46	2.8	6.4	1980	F202_6.4 S2 M2SB4	414	F202_6.4 P90 BN90S4	415
243	41	1.9	11.5	1600	F102_11.5 S2 M2SA2	410	F102_11.5 P80 BN80B2	411
249	40	3.5	11.2	1910	F202_11.2 S2 M2SA2	414	F202_11.2 P80 BN80B2	415
287	35	2.1	9.8	1530	F102_9.8 S2 M2SA2	410	F102_9.8 P80 BN80B2	411
326	31	2.2	8.6	1480	F102_8.6 S2 M2SA2	410	F102_8.6 P80 BN80B2	411
378	26	2.4	7.4	1410	F102_7.4 S2 M2SA2	410	F102_7.4 P80 BN80B2	411

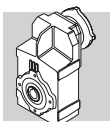
1.5 kW

n₂ min ⁻¹	M₂ Nm	S	i	R_{n2} N				
0.83	15747	0.9	1702	55000	F904_1702 S3 M3SA4	444	F904_1702 P90 BN90LA4	445
0.90	14535	1.0	1571	55000	F904_1571 S3 M3SA4	444	F904_1571 P90 BN90LA4	445
0.99	13208	1.1	1428	55000	F904_1428 S3 M3SA4	444	F904_1428 P90 BN90LA4	445
1.1	12192	1.1	1318	55000	F904_1318 S3 M3SA4	444	F904_1318 P90 BN90LA4	445
1.2	11146	1.3	1205	55000	F904_1205 S3 M3SA4	444	F904_1205 P90 BN90LA4	445
1.3	10288	1.4	1112	55000	F904_1112 S3 M3SA4	444	F904_1112 P90 BN90LA4	445
1.5	8419	1.7	910.2	55000	F904_910.2 S3 M3SA4	444	F904_910.2 P90 BN90LA4	445
1.6	8300	1.0	897.3	45000	F804_897.3 S3 M3SA4	441	F804_897.3 P90 BN90LA4	442
1.8	7164	1.1	774.4	45000	F804_774.4 S3 M3SA4	441	F804_774.4 P90 BN90LA4	442
1.8	7154	2.0	773.4	55000	F904_773.4 S3 M3SA4	444	F904_773.4 P90 BN90LA4	445
2.0	6612	1.2	714.9	45000	F804_714.9 S3 M3SA4	441	F804_714.9 P90 BN90LA4	442
2.3	5613	0.9	606.8	35000	F704_606.8 S3 M3SA4	438	F704_606.8 P90 BN90LA4	439
2.3	5651	1.4	610.9	45000	F804_610.9 S3 M3SA4	441	F804_610.9 P90 BN90LA4	442
2.3	5787	2.4	625.6	55000	F904_625.6 S3 M3SA4	444	F904_625.6 P90 BN90LA4	445
2.4	5342	2.6	577.5	55000	F904_577.5 S3 M3SA4	444	F904_577.5 P90 BN90LA4	445
2.5	5216	1.5	563.9	45000	F804_563.9 S3 M3SA4	441	F804_563.9 P90 BN90LA4	442
2.8	4721	1.1	510.4	35000	F704_510.4 S3 M3SA4	438	F704_510.4 P90 BN90LA4	439
2.8	4584	3.1	495.6	55000	F904_495.6 S3 M3SA4	444	F904_495.6 P90 BN90LA4	445
2.9	4524	1.8	489.1	45000	F804_489.1 S3 M3SA4	441	F804_489.1 P90 BN90LA4	442
3.0	4358	1.1	471.2	35000	F704_471.2 S3 M3SA4	438	F704_471.2 P90 BN90LA4	439
3.1	4176	1.9	451.5	45000	F804_451.5 S3 M3SA4	441	F804_451.5 P90 BN90LA4	442
3.1	4231	3.3	457.5	55000	F904_457.5 S3 M3SA4	444	F904_457.5 P90 BN90LA4	445
3.5	3732	1.3	403.5	35000	F704_403.5 S3 M3SA4	438	F704_403.5 P90 BN90LA4	439
3.7	3544	2.3	383.2	45000	F804_383.2 S3 M3SA4	441	F804_383.2 P90 BN90LA4	442
3.8	3445	1.5	372.5	35000	F704_372.5 S3 M3SA4	438	F704_372.5 P90 BN90LA4	439
4.0	3272	2.4	353.7	45000	F804_353.7 S3 M3SA4	441	F804_353.7 P90 BN90LA4	442
4.1	3160	0.9	341.7	20000	F604_341.7 S3 M3SA4	434	F604_341.7 P90 BN90LA4	435
4.5	2917	1.0	315.4	20000	F604_315.4 S3 M3SA4	434	F604_315.4 P90 BN90LA4	435
4.6	2815	1.8	304.3	35000	F704_304.3 S3 M3SA4	438	F704_304.3 P90 BN90LA4	439
4.8	2745	2.9	296.7	45000	F804_296.7 S3 M3SA4	441	F804_296.7 P90 BN90LA4	442
5.0	2653	1.1	280.7	20000	F603_280.7 S3 M3SA4	434	F603_280.7 P90 BN90LA4	435
5.0	2599	1.9	280.9	35000	F704_280.9 S3 M3SA4	438	F704_280.9 P90 BN90LA4	439



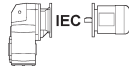



1.5 kW





n ₂ min ⁻¹	M ₂ Nm	S	i	R _{n2} N				
5.1	2534	3.2	273.9	45000	F804_273.9 S3 M3SA4	441	F804_273.9 P90 BN90LA4	442
5.4	2449	1.2	259.1	20000	F603_259.1 S3 M3SA4	434	F603_259.1 P90 BN90LA4	435
6.0	2229	1.3	235.8	20000	F603_235.8 S3 M3SA4	434	F603_235.8 P90 BN90LA4	435
6.0	2170	2.3	234.6	35000	F704_234.6 S3 M3SA4	438	F704_234.6 P90 BN90LA4	439
6.5	2057	1.4	217.6	20000	F603_217.6 S3 M3SA4	434	F603_217.6 P90 BN90LA4	435
6.5	2003	2.5	216.5	35000	F704_216.5 S3 M3SA4	438	F704_216.5 P90 BN90LA4	439
7.0	1913	0.9	202.4	12000	F513_202.4 S3 M3SA4	430	F513_202.4 P90 BN90LA4	431
7.0	1904	1.5	201.4	20000	F603_201.4 S3 M3SA4	434	F603_201.4 P90 BN90LA4	435
7.2	1853	2.7	196.0	35000	F703_196.0 S3 M3SA4	438	F703_196.0 P90 BN90LA4	439
7.6	1757	1.7	185.9	20000	F603_185.9 S3 M3SA4	434	F603_185.9 P90 BN90LA4	435
7.8	1711	2.9	180.9	35000	F703_180.9 S3 M3SA4	438	F703_180.9 P90 BN90LA4	439
8.5	1566	1.1	165.6	12000	F513_165.6 S3 M3SA4	430	F513_165.6 P90 BN90LA4	431
8.5	1576	3.2	166.7	35000	F703_166.7 S3 M3SA4	438	F703_166.7 P90 BN90LA4	439
8.7	1540	1.9	162.9	20000	F603_162.9 S3 M3SA4	434	F603_162.9 P90 BN90LA4	435
9.2	1454	3.4	153.8	35000	F703_153.8 S3 M3SA4	438	F703_153.8 P90 BN90LA4	439
9.4	1421	2.0	150.4	20000	F603_150.4 S3 M3SA4	434	F603_150.4 P90 BN90LA4	435
10.8	1234	2.4	130.5	20000	F603_130.5 S3 M3SA4	434	F603_130.5 P90 BN90LA4	435
10.9	1228	1.5	129.9	12000	F513_129.9 S3 M3SA4	430	F513_129.9 P90 BN90LA4	431
11.7	1139	2.5	120.5	20000	F603_120.5 S3 M3SA4	434	F603_120.5 P90 BN90LA4	435
13.3	1002	1.1	106.0	8500	F413_106.0 S3 M3SA4	426	F413_106.0 P90 BN90LA4	427
13.3	1006	2.9	106.4	20000	F603_106.4 S3 M3SA4	434	F603_106.4 P90 BN90LA4	435
13.4	993	1.8	105.1	12000	F513_105.1 S3 M3SA4	430	F513_105.1 P90 BN90LA4	431
14.4	928	3.1	98.2	20000	F603_98.2 S3 M3SA4	434	F603_98.2 P90 BN90LA4	435
16.6	802	1.4	84.9	8500	F413_84.9 S3 M3SA4	426	F413_84.9 P90 BN90LA4	427
16.9	787	2.3	83.2	12000	F513_83.2 S3 M3SA4	430	F513_83.2 P90 BN90LA4	431
20.4	653	0.9	69.1	6500	F313_69.1 S3 M3SA4	422	F313_69.1 P90 BN90LA4	423
21.2	629	1.7	66.5	8500	F413_66.5 S3 M3SA4	426	F413_66.5 P90 BN90LA4	427
21.4	622	2.9	65.8	12000	F513_65.8 S3 M3SA4	430	F513_65.8 P90 BN90LA4	431
22.5	593	1.0	62.8	6500	F313_62.8 S3 M3SA4	422	F313_62.8 P90 BN90LA4	423
23.4	570	1.9	60.2	8500	F413_60.2 S3 M3SA4	426	F413_60.2 P90 BN90LA4	427
27.1	492	1.2	52.1	6500	F313_52.1 S3 M3SA4	422	F313_52.1 P90 BN90LA4	423
27.4	487	2.2	51.5	8500	F413_51.5 S3 M3SA4	426	F413_51.5 P90 BN90LA4	427
29.4	463	2.3	47.9	8500	F412_47.9 S3 M3SA4	426	F412_47.9 P90 BN90LA4	427
29.7	449	1.3	47.5	6500	F313_47.5 S3 M3SA4	422	F313_47.5 P90 BN90LA4	423
31	431	0.9	45.6	3880	F253_45.6 S3 M3SA4	418	F253_45.6 P90 BN90LA4	419
32	431	1.4	44.6	6500	F312_44.6 S3 M3SA4	422	F312_44.6 P90 BN90LA4	423
35	393	1.0	40.7	3970	F252_40.7 S3 M3SA4	418	F252_40.7 P90 BN90LA4	419
35	390	1.5	40.4	6500	F312_40.4 S3 M3SA4	422	F312_40.4 P90 BN90LA4	423
37	364	1.6	37.7	6500	F312_37.7 S3 M3SA4	422	F312_37.7 P90 BN90LA4	423
37	369	3.0	38.2	8500	F412_38.2 S3 M3SA4	426	F412_38.2 P90 BN90LA4	427
39	352	1.1	36.4	3940	F252_36.4 S3 M3SA4	418	F252_36.4 P90 BN90LA4	419
41	332	1.8	34.4	6500	F312_34.4 S3 M3SA4	422	F312_34.4 P90 BN90LA4	423
44	311	1.3	32.2	3890	F252_32.2 S3 M3SA4	418	F252_32.2 P90 BN90LA4	419
47	290	1.4	30.0	3860	F252_30.0 S3 M3SA4	418	F252_30.0 P90 BN90LA4	419
47	291	2.1	30.1	6500	F312_30.1 S3 M3SA4	422	F312_30.1 P90 BN90LA4	423
52	263	1.5	27.2	3810	F252_27.2 S3 M3SA4	418	F252_27.2 P90 BN90LA4	419
52	263	2.3	27.3	6500	F312_27.3 S3 M3SA4	422	F312_27.3 P90 BN90LA4	423
54	250	1.0	25.9	2640	F202_25.9 S3 M3SA4	414	F202_25.9 P90 BN90LA4	415
59	229	1.7	23.8	3730	F252_23.8 S3 M3SA4	418	F252_23.8 P90 BN90LA4	419
60	226	2.7	23.4	6480	F312_23.4 S3 M3SA4	422	F312_23.4 P90 BN90LA4	423
61	224	1.1	23.1	2600	F202_23.1 S3 M3SA4	414	F202_23.1 P90 BN90LA4	415

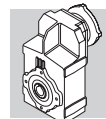


1.5 kW





n₂ min ⁻¹	M₂ Nm	S	i	R_{n2} N				
65	211	1.9	21.8	3680	F252_21.8 S3 M3SA4	418	F252_21.8 P90 BN90LA4	419
67	204	2.9	21.1	6320	F312_21.1 S3 M3SA4	422	F312_21.1 P90 BN90LA4	423
70	195	1.1	20.2	2530	F202_20.2 S3 M3SA4	414	F202_20.2 P90 BN90LA4	415
76	180	2.2	18.6	3570	F252_18.6 S3 M3SA4	418	F252_18.6 P90 BN90LA4	419
76	179	3.4	18.5	6110	F312_18.5 S3 M3SA4	422	F312_18.5 P90 BN90LA4	423
78	175	1.2	18.1	2480	F202_18.1 S3 M3SA4	414	F202_18.1 P90 BN90LA4	415
85	161	2.5	16.6	3490	F252_16.6 S3 M3SA4	418	F252_16.6 P90 BN90LA4	419
95	143	1.4	14.8	2380	F202_14.8 S3 M3SA4	414	F202_14.8 P90 BN90LA4	415
97	140	2.9	14.5	3390	F252_14.5 S3 M3SA4	418	F252_14.5 P90 BN90LA4	419
109	125	3.2	13	3310	F252_13.0 S3 M3SA4	418	F252_13.0 P90 BN90LA4	419
126	108	1.6	11.2	2220	F202_11.2 S3 M3SA4	414	F202_11.2 P90 BN90LA4	415
144	94	0.9	9.8	1760	F102_9.8 S3 M3SA4	410	F102_9.8 P90 BN90LA4	411
151	90	2.9	9.4	3070	F252_9.4 S3 M3SA4	418	F252_9.4 P90 BN90LA4	419
161	84	1.8	8.7	2090	F202_8.7 S3 M3SA4	414	F202_8.7 P90 BN90LA4	415
164	83	1.0	8.6	1710	F102_8.6 S3 M3SA4	410	F102_8.6 P90 BN90LA4	411
168	81	3.2	8.4	2980	F252_8.4 S3 M3SA4	418	F252_8.4 P90 BN90LA4	419
180	76	1.9	7.8	2030	F202_7.8 S3 M3SA4	414	F202_7.8 P90 BN90LA4	415
190	72	1.1	7.4	1650	F102_7.4 S3 M3SA4	410	F102_7.4 P90 BN90LA4	411
220	62	2.1	6.4	1930	F202_6.4 S3 M3SA4	414	F202_6.4 P90 BN90LA4	415
243	56	1.4	11.5	1560	F102_11.5 S2 M2SB2	410	F102_11.5 P90 BN90SA2	411
249	55	2.6	11.2	1860	F202_11.2 S2 M2SB2	414	F202_11.2 P90 BN90SA2	415
287	48	1.5	9.8	1490	F102_9.8 S2 M2SB2	410	F102_9.8 P90 BN90SA2	411
321	42	2.9	8.7	1740	F202_8.7 S2 M2SB2	414	F202_8.7 P90 BN90SA2	415
326	42	1.6	8.6	1440	F102_8.6 S2 M2SB2	410	F102_8.6 P90 BN90SA2	411
357	38	3.0	7.8	1680	F202_7.8 S2 M2SB2	414	F202_7.8 P90 BN90SA2	415
378	36	1.7	7.4	1380	F102_7.4 S2 M2SB2	410	F102_7.4 P90 BN90SA2	411
437	31	3.3	6.4	1590	F202_6.4 S2 M2SB2	414	F202_6.4 P90 BN90SA2	415

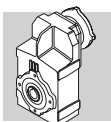
2.2 kW

n₂ min ⁻¹	M₂ Nm	S	i	R_{n2} N				
1.2	16347	0.9	1205	55000	F904_1205 S3 M3LA4	444	F904_1205 P100 BN100LA4	445
1.3	15090	0.9	1112	55000	F904_1112 S3 M3LA4	444	F904_1112 P100 BN100LA4	445
1.5	12348	1.1	910.2	55000	F904_910.2 S3 M3LA4	444	F904_910.2 P100 BN100LA4	445
1.8	10493	1.3	773.4	55000	F904_773.4 S3 M3LA4	444	F904_773.4 P100 BN100LA4	445
2.3	8287	1.0	610.9	45000	F804_610.9 S3 M3LA4	441	F804_610.9 P100 BN100LA4	442
2.3	8488	1.6	625.6	55000	F904_625.6 S3 M3LA4	444	F904_625.6 P100 BN100LA4	445
2.4	7835	1.8	577.5	55000	F904_577.5 S3 M3LA4	444	F904_577.5 P100 BN100LA4	445
2.5	7650	1.0	563.9	45000	F804_563.9 S3 M3LA4	441	F804_563.9 P100 BN100LA4	442
2.8	6723	2.1	495.6	55000	F904_495.6 S3 M3LA4	444	F904_495.6 P100 BN100LA4	445
2.9	6636	1.2	489.1	45000	F804_489.1 S3 M3LA4	441	F804_489.1 P100 BN100LA4	442
3.1	6125	1.3	451.5	45000	F804_451.5 S3 M3LA4	441	F804_451.5 P100 BN100LA4	442
3.1	6206	2.3	457.5	55000	F904_457.5 S3 M3LA4	444	F904_457.5 P100 BN100LA4	445
3.5	5474	0.9	403.5	35000	F704_403.5 S3 M3LA4	438	F704_403.5 P100 BN100LA4	439
3.7	5198	1.5	383.2	45000	F804_383.2 S3 M3LA4	441	F804_383.2 P100 BN100LA4	442
3.8	5053	1.0	372.5	35000	F704_372.5 S3 M3LA4	438	F704_372.5 P100 BN100LA4	439
3.9	4909	2.9	361.8	55000	F904_361.8 S3 M3LA4	444	F904_361.8 P100 BN100LA4	445
4.0	4798	1.7	353.7	45000	F804_353.7 S3 M3LA4	441	F804_353.7 P100 BN100LA4	442







2.2 kW



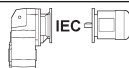

n ₂ min ⁻¹	M ₂ Nm	S	i	R _{n2} N				
4.6	4129	1.2	304.3	35000	F704_304.3 S3 M3LA4	438	F704_304.3 P100 BN100LA4	439
4.8	4025	2.0	296.7	45000	F804_296.7 S3 M3LA4	441	F804_296.7 P100 BN100LA4	442
4.8	3950	3.5	291.1	55000	F904_291.1 S3 M3LA4	444	F904_291.1 P100 BN100LA4	445
5.0	3811	1.3	280.9	35000	F704_280.9 S3 M3LA4	438	F704_280.9 P100 BN100LA4	439
5.1	3716	2.2	273.9	45000	F804_273.9 S3 M3LA4	441	F804_273.9 P100 BN100LA4	442
6.0	3182	1.6	234.6	35000	F704_234.6 S3 M3LA4	438	F704_234.6 P100 BN100LA4	439
6.5	3018	1.0	217.6	20000	F603_217.6 S3 M3LA4	434	F603_217.6 P100 BN100LA4	435
6.5	2938	1.7	216.5	35000	F704_216.5 S3 M3LA4	438	F704_216.5 P100 BN100LA4	439
6.5	2964	2.7	218.5	45000	F804_218.5 S3 M3LA4	441	F804_218.5 P100 BN100LA4	442
7.0	2792	1.0	201.4	20000	F603_201.4 S3 M3LA4	434	F603_201.4 P100 BN100LA4	435
7.2	2718	1.8	196.0	35000	F703_196.0 S3 M3LA4	438	F703_196.0 P100 BN100LA4	439
7.6	2577	1.1	185.9	20000	F603_185.9 S3 M3LA4	434	F603_185.9 P100 BN100LA4	435
7.6	2560	3.1	184.6	45000	F803_184.6 P100 BN100LA4		F803_184.6 P100 BN100LA4	442
7.8	2509	2.0	180.9	35000	F703_180.9 S3 M3LA4	438	F703_180.9 P100 BN100LA4	439
8.5	2311	2.2	166.7	35000	F703_166.7 S3 M3LA4	438	F703_166.7 P100 BN100LA4	439
8.7	2258	1.3	162.9	20000	F603_162.9 S3 M3LA4	434	F603_162.9 P100 BN100LA4	435
9.2	2133	2.3	153.8	35000	F703_153.8 S3 M3LA4	438	F703_153.8 P100 BN100LA4	439
9.4	2085	1.4	150.4	20000	F603_150.4 S3 M3LA4	434	F603_150.4 P100 BN100LA4	435
10.6	1843	2.7	133.0	35000	F703_133.0 S3 M3LA4	438	F703_133.0 P100 BN100LA4	439
10.8	1809	1.6	130.5	20000	F603_130.5 S3 M3LA4	434	F603_130.5 P100 BN100LA4	435
10.9	1801	1.0	129.9	12000	F513_129.9 S3 M3LA4	430	F513_129.9 P100 BN100LA4	431
11.5	1702	2.9	122.7	35000	F703_122.7 S3 M3LA4	438	F703_122.7 P100 BN100LA4	439
11.7	1670	1.7	120.5	20000	F603_120.5 S3 M3LA4	434	F603_120.5 P100 BN100LA4	435
12.9	1520	3.3	109.6	35000	F703_109.6 S3 M3LA4	438	F703_109.6 P100 BN100LA4	439
13.3	1475	2.0	106.4	20000	F603_106.4 S3 M3LA4	434	F603_106.4 P100 BN100LA4	435
13.4	1457	1.2	105.1	12000	F513_105.1 S3 M3LA4	430	F513_105.1 P100 BN100LA4	431
14.4	1362	2.1	98.2	20000	F603_98.2 S3 M3LA4	434	F603_98.2 P100 BN100LA4	435
16.6	1177	0.9	84.9	8500	F413_84.9 S3 M3LA4	426	F413_84.9 P100 BN100LA4	427
16.8	1165	2.5	84.0	20000	F603_84.0 S3 M3LA4	434	F603_84.0 P100 BN100LA4	435
16.9	1154	1.6	83.2	12000	F513_83.2 S3 M3LA4	430	F513_83.2 P100 BN100LA4	431
18.2	1075	2.7	77.6	20000	F603_77.6 S3 M3LA4	434	F603_77.6 P100 BN100LA4	435
20.7	947	3.1	68.3	20000	F603_68.3 S3 M3LA4	434	F603_68.3 P100 BN100LA4	435
21.2	922	1.2	66.5	8500	F413_66.5 S3 M3LA4	426	F413_66.5 P100 BN100LA4	427
21.4	913	2.0	65.8	12000	F513_65.8 S3 M3LA4	430	F513_65.8 P100 BN100LA4	431
22.4	874	3.3	63.0	20000	F603_63.0 S3 M3LA4	434	F603_63.0 P100 BN100LA4	435
23.4	835	1.3	60.2	8500	F413_60.2 S3 M3LA4	426	F413_60.2 P100 BN100LA4	427
27.4	714	1.5	51.5	8500	F413_51.5 S3 M3LA4	426	F413_51.5 P100 BN100LA4	427
28.8	678	2.7	48.9	12000	F513_48.9 S3 M3LA4	430	F513_48.9 P100 BN100LA4	431
29.4	679	1.6	47.9	8500	F412_47.9 S3 M3LA4	426	F412_47.9 P100 BN100LA4	427
32	632	0.9	44.6	6500	F312_44.6 S3 M3LA4	422	F312_44.6 P100 BN100LA4	423
35	572	1.0	40.4	6500	F312_40.4 S3 M3LA4	422	F312_40.4 P100 BN100LA4	423
37	534	1.1	37.7	6500	F312_37.7 S3 M3LA4	422	F312_37.7 P100 BN100LA4	423
37	541	2.0	38.2	8500	F412_38.2 S3 M3LA4	426	F412_38.2 P100 BN100LA4	427
38	526	3.2	37.1	12000	F512_37.1 S3 M3LA4	430	F512_37.1 P100 BN100LA4	431
41	487	1.2	34.4	6490	F312_34.4 S3 M3LA4	422	F312_34.4 P100 BN100LA4	423
47	425	0.9	30.0	3300	F252_30.0 S3 M3LA4	418	F252_30.0 P100 BN100LA4	419
47	427	1.4	30.1	6360	F312_30.1 S3 M3LA4	422	F312_30.1 P100 BN100LA4	423
47	427	2.6	30.1	8500	F412_30.1 S3 M3LA4	426	F412_30.1 P100 BN100LA4	427
52	385	1.0	27.2	3300	F252_27.2 S3 M3LA4	418	F252_27.2 P100 BN100LA4	419
52	386	1.6	27.3	6250	F312_27.3 S3 M3LA4	422	F312_27.3 P100 BN100LA4	423
58	342	3.2	24.1	8400	F412_24.1 S3 M3LA4	426	F412_24.1 P100 BN100LA4	427

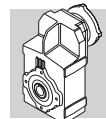


2.2 kW





n₂ min ⁻¹	M₂ Nm	S	i	R_{n2} N				
59	336	1.2	23.8	3290	F252_23.8 S3 M3LA4	418	F252_23.8 P100 BN100LA4	419
60	331	1.8	23.4	6080	F312_23.4 S3 M3LA4	422	F312_23.4 P100 BN100LA4	423
65	309	1.3	21.8	3270	F252_21.8 S3 M3LA4	418	F252_21.8 P100 BN100LA4	419
67	299	2.0	21.1	5960	F312_21.1 S3 M3LA4	422	F312_21.1 P100 BN100LA4	423
76	264	1.5	18.6	3220	F252_18.6 S3 M3LA4	418	F252_18.6 P100 BN100LA4	419
76	262	2.3	18.5	5790	F312_18.5 S3 M3LA4	422	F312_18.5 P100 BN100LA4	423
84	238	2.5	16.8	5670	F312_16.8 S3 M3LA4	422	F312_16.8 P100 BN100LA4	423
85	235	1.7	16.6	3180	F252_16.6 S3 M3LA4	418	F252_16.6 P100 BN100LA4	419
95	210	1.0	14.8	2190	F202_14.8 S3 M3LA4	414	F202_14.8 P100 BN100LA4	415
97	205	2.0	14.5	3120	F252_14.5 S3 M3LA4	418	F252_14.5 P100 BN100LA4	419
101	198	3.0	13.9	5430	F312_13.9 S3 M3LA4	422	F312_13.9 P100 BN100LA4	423
109	184	2.2	13.0	3070	F252_13.0 S3 M3LA4	418	F252_13.0 P100 BN100LA4	419
111	180	3.3	12.7	5310	F312_12.7 S3 M3LA4	422	F312_12.7 P100 BN100LA4	423
126	159	1.1	11.2	2060	F202_11.2 S3 M3LA4	414	F202_11.2 P100 BN100LA4	415
133	150	2.6	10.6	2960	F252_10.6 S3 M3LA4	418	F252_10.6 P100 BN100LA4	419
151	133	2.0	9.4	2900	F252_9.4 S3 M3LA4	418	F252_9.4 P100 BN100LA4	419
156	128	3.1	9.0	4830	F312_9.0 S3 M3LA4	422	F312_9.0 P100 BN100LA4	423
161	124	1.3	8.7	1960	F202_8.7 S3 M3LA4	414	F202_8.7 P100 BN100LA4	415
168	119	2.2	8.4	2830	F252_8.4 S3 M3LA4	418	F252_8.4 P100 BN100LA4	419
171	117	3.3	8.2	4720	F312_8.2 S3 M3LA4	422	F312_8.2 P100 BN100LA4	423
180	111	1.3	7.8	1920	F202_7.8 S3 M3LA4	414	F202_7.8 P100 BN100LA4	415
205	97	2.6	6.9	2710	F252_6.9 S3 M3LA4	418	F252_6.9 P100 BN100LA4	419
220	91	1.4	6.4	1840	F202_6.4 S3 M3LA4	414	F202_6.4 P100 BN100LA4	415
247	81	1.0	11.5	1470	F102_11.5 S3 M3SA2	410	F102_11.5 P90 BN90L2	411
254	79	1.8	11.2	1780	F202_11.2 S3 M3SA2	414	F202_11.2 P90 BN90L2	415
292	68	1.1	9.8	1410	F102_9.8 S3 M3SA2	410	F102_9.8 P90 BN90L2	411
326	61	2.0	8.7	1670	F202_8.7 S3 M3SA2	414	F202_8.7 P90 BN90L2	415
332	60	1.1	8.6	1370	F102_8.6 S3 M3SA2	410	F102_8.6 P90 BN90L2	411
364	55	2.1	7.8	1630	F202_7.8 S3 M3SA2	414	F202_7.8 P90 BN90L2	415
385	52	1.2	7.4	1330	F102_7.4 S3 M3SA2	410	F102_7.4 P90 BN90L2	411
444	45	2.3	6.4	1540	F202_6.4 S3 M3SA2	414	F202_6.4 P90 BN90L2	415

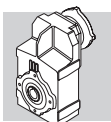
3.0 kW

n₂ min ⁻¹	M₂ Nm	S	i	R_{n2} N				
1.8	14309	1.0	773.4	55000	F904_773.4 S3 M3LB4	444	F904_773.4 P100 BN100LB4	445
2.3	11574	1.2	625.6	55000	F904_625.6 S3 M3LB4	444	F904_625.6 P100 BN100LB4	445
2.4	10684	1.3	577.5	55000	F904_577.5 S3 M3LB4	444	F904_577.5 P100 BN100LB4	445
2.8	9168	1.5	495.6	55000	F904_495.6 S3 M3LB4	444	F904_495.6 P100 BN100LB4	445
2.9	9049	0.9	489.1	45000	F804_489.1 S3 M3LB4	441	F804_489.1 P100 BN100LB4	442
3.1	8353	1.0	451.5	45000	F804_451.5 S3 M3LB4	441	F804_451.5 P100 BN100LB4	442
3.1	8463	1.7	457.5	55000	F904_457.5 S3 M3LB4	444	F904_457.5 P100 BN100LB4	445
3.7	7088	1.1	383.2	45000	F804_383.2 S3 M3LB4	441	F804_383.2 P100 BN100LB4	442
3.9	6694	2.1	361.8	55000	F904_361.8 S3 M3LB4	444	F904_361.8 P100 BN100LB4	445
4.0	6543	1.2	353.7	45000	F804_353.7 S3 M3LB4	441	F804_353.7 P100 BN100LB4	442
4.6	5630	0.9	304.3	35000	F704_304.3 S3 M3LB4	438	F704_304.3 P100 BN100LB4	439
4.8	5489	1.5	296.7	45000	F804_296.7 S3 M3LB4	441	F804_296.7 P100 BN100LB4	442
4.8	5386	2.6	291.1	55000	F904_291.1 S3 M3LB4	444	F904_291.1 P100 BN100LB4	445







3.0 kW



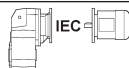

n ₂ min ⁻¹	M ₂ Nm	S	i	R _{n2} N				
5.0	5197	1.0	280.9	35000	F704_280.9 S3 M3LB4	438	F704_280.9 P100 BN100LB4	439
5.1	5067	1.6	273.9	45000	F804_273.9 S3 M3LB4	441	F804_273.9 P100 BN100LB4	442
5.2	4971	2.8	268.7	55000	F904_268.7 S3 M3LB4	444	F904_268.7 P100 BN100LB4	445
6.0	4340	1.2	234.6	35000	F704_234.6 S3 M3LB4	438	F704_234.6 P100 BN100LB4	439
6.1	4281	3.3	231.4	55000	F904_231.4 S3 M3LB4	444	F904_231.4 P100 BN100LB4	445
6.5	4006	1.2	216.5	35000	F704_216.5 S3 M3LB4	438	F704_216.5 P100 BN100LB4	439
6.5	4042	2.0	218.5	45000	F804_218.5 S3 M3LB4	441	F804_218.5 P100 BN100LB4	442
6.6	3951	3.5	213.6	55000	F904_213.6 S3 M3LB4	444	F904_213.6 P100 BN100LB4	445
7.2	3706	1.3	196.0	35000	F703_196.0 S3 M3LB4	438	F703_196.0 P100 BN100LB4	439
7.6	3490	2.3	184.6	45000			F803_184.6 P100 BN100LB4	442
7.8	3421	1.5	180.9	35000	F703_180.9 S3 M3LB4	438	F703_180.9 P100 BN100LB4	439
8.5	3151	1.6	166.7	35000	F703_166.7 S3 M3LB4	438	F703_166.7 P100 BN100LB4	439
8.7	3080	0.9	162.9	20000	F603_162.9 S3 M3LB4	434	F603_162.9 P100 BN100LB4	435
8.8	3029	2.6	160.2	45000			F803_160.2 P100 BN100LB4	442
9.2	2909	1.7	153.8	35000	F703_153.8 S3 M3LB4	438	F703_153.8 P100 BN100LB4	439
9.4	2843	1.0	150.4	20000	F603_150.4 S3 M3LB4	434	F603_150.4 P100 BN100LB4	435
9.5	2796	2.9	147.9	45000			F803_147.9 P100 BN100LB4	442
10.6	2514	2.0	133.0	35000	F703_133.0 S3 M3LB4	438	F703_133.0 P100 BN100LB4	439
10.6	2509	3.2	132.7	45000			F803_132.7 P100 BN100LB4	442
10.8	2467	1.2	130.5	20000	F603_130.5 S3 M3LB4	434	F603_130.5 P100 BN100LB4	435
11.5	2320	2.2	122.7	35000	F703_122.7 S3 M3LB4	438	F703_122.7 P100 BN100LB4	439
11.5	2316	3.5	122.5	45000			F803_122.5 P100 BN100LB4	442
11.7	2277	1.3	120.5	20000	F603_120.5 S3 M3LB4	434	F603_120.5 P100 BN100LB4	435
12.9	2072	2.4	109.6	35000	F703_109.6 S3 M3LB4	438	F703_109.6 P100 BN100LB4	439
13.3	2011	1.4	106.4	20000	F603_106.4 S3 M3LB4	434	F603_106.4 P100 BN100LB4	435
13.4	1987	0.9	105.1	12000	F513_105.1 S3 M3LB4	430	F513_105.1 P100 BN100LB4	431
13.9	1913	2.6	101.2	35000	F703_101.2 S3 M3LB4	438	F703_101.2 P100 BN100LB4	439
14.4	1857	1.6	98.2	20000	F603_98.2 S3 M3LB4	434	F603_98.2 P100 BN100LB4	435
15.2	1749	2.9	92.5	35000	F703_92.5 S3 M3LB4	438	F703_92.5 P100 BN100LB4	439
16.5	1614	3.1	85.4	35000	F703_85.4 S3 M3LB4	438	F703_85.4 P100 BN100LB4	439
16.8	1588	1.8	84.0	20000	F603_84.0 S3 M3LB4	434	F603_84.0 P100 BN100LB4	435
16.9	1574	1.1	83.2	12000	F513_83.2 S3 M3LB4	430	F513_83.2 P100 BN100LB4	431
18.2	1466	2.0	77.6	20000	F603_77.6 S3 M3LB4	434	F603_77.6 P100 BN100LB4	435
20.7	1291	2.2	68.3	20000	F603_68.3 S3 M3LB4	434	F603_68.3 P100 BN100LB4	435
21.4	1245	1.4	65.8	12000	F513_65.8 S3 M3LB4	430	F513_65.8 P100 BN100LB4	431
22.4	1192	2.4	63.0	20000	F603_63.0 S3 M3LB4	434	F603_63.0 P100 BN100LB4	435
23.4	1139	1.0	60.2	8500	F413_60.2 S3 M3LB4	426	F413_60.2 P100 BN100LB4	427
27.2	980	3.0	51.8	20000	F603_51.8 S3 M3LB4	434	F603_51.8 P100 BN100LB4	435
27.4	974	1.1	51.5	8500	F413_51.5 S3 M3LB4	426	F413_51.5 P100 BN100LB4	427
28.8	925	1.9	48.9	12000	F513_48.9 S3 M3LB4	430	F513_48.9 P100 BN100LB4	431
29.4	926	1.2	47.9	8500	F412_47.9 S3 M3LB4	426	F412_47.9 P100 BN100LB4	427
29.5	905	3.2	47.8	20000	F603_47.8 S3 M3LB4	434	F603_47.8 P100 BN100LB4	435
37	737	1.5	38.2	8500	F412_38.2 S3 M3LB4	426	F412_38.2 P100 BN100LB4	427
38	717	2.4	37.1	11800	F512_37.1 S3 M3LB4	430	F512_37.1 P100 BN100LB4	431
41	664	0.9	34.4	5810	F312_34.4 S3 M3LB4	422	F312_34.4 P100 BN100LB4	423
47	582	1.0	30.1	5770	F312_30.1 S3 M3LB4	422	F312_30.1 P100 BN100LB4	423
47	582	1.9	30.1	8290	F412_30.1 S3 M3LB4	426	F412_30.1 P100 BN100LB4	427
47	580	2.9	30.0	11200	F512_30.0 S3 M3LB4	430	F512_30.0 P100 BN100LB4	431
52	527	1.1	27.3	5720	F312_27.3 S3 M3LB4	422	F312_27.3 P100 BN100LB4	423
58	466	2.4	24.1	7960	F412_24.1 S3 M3LB4	426	F412_24.1 P100 BN100LB4	427
60	452	1.3	23.4	5620	F312_23.4 S3 M3LB4	422	F312_23.4 P100 BN100LB4	423

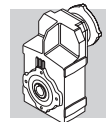


3.0 kW



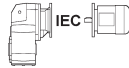

n₂ min ⁻¹	M₂ Nm	S	i	R_{n2} N				
65	421	0.9	21.8	2800	F252_21.8 S3 M3LB4	418	F252_21.8 P100 BN100LB4	419
67	408	1.5	21.1	5540	F312_21.1 S3 M3LB4	422	F312_21.1 P100 BN100LB4	423
75	365	3.0	18.9	7560	F412_18.9 S3 M3LB4	426	F412_18.9 P100 BN100LB4	427
76	359	1.1	18.6	2830	F252_18.6 S3 M3LB4	418	F252_18.6 P100 BN100LB4	419
76	357	1.7	18.5	5430	F312_18.5 S3 M3LB4	422	F312_18.5 P100 BN100LB4	423
82	331	3.2	17.1	7400	F412_17.1 S3 M3LB4	426	F412_17.1 P100 BN100LB4	427
84	324	1.8	16.8	5340	F312_16.8 S3 M3LB4	422	F312_16.8 P100 BN100LB4	423
85	321	1.2	16.6	2830	F252_16.6 S3 M3LB4	418	F252_16.6 P100 BN100LB4	419
97	279	1.4	14.5	2810	F252_14.5 S3 M3LB4	418	F252_14.5 P100 BN100LB4	419
101	269	2.2	13.9	5150	F312_13.9 S3 M3LB4	422	F312_13.9 P100 BN100LB4	423
109	251	1.6	13	2790	F252_13.0 S3 M3LB4	418	F252_13.0 P100 BN100LB4	419
111	246	2.4	12.7	5060	F312_12.7 S3 M3LB4	422	F312_12.7 P100 BN100LB4	423
131	208	2.9	10.7	4880	F312_10.7 S3 M3LB4	422	F312_10.7 P100 BN100LB4	423
133	205	1.9	10.6	2730	F252_10.6 S3 M3LB4	418	F252_10.6 P100 BN100LB4	419
151	181	1.5	9.4	2710	F252_9.4 S3 M3LB4	418	F252_9.4 P100 BN100LB4	419
156	174	2.2	9.0	4650	F312_9.0 S3 M3LB4	422	F312_9.0 P100 BN100LB4	423
161	169	0.9	8.7	1820	F202_8.7 S3 M3LB4	414	F202_8.7 P100 BN100LB4	415
168	162	1.6	8.4	2660	F252_8.4 S3 M3LB4	418	F252_8.4 P100 BN100LB4	419
171	159	2.5	8.2	4550	F312_8.2 S3 M3LB4	422	F312_8.2 P100 BN100LB4	423
180	151	1.0	7.8	1790	F202_7.8 S3 M3LB4	414	F202_7.8 P100 BN100LB4	415
203	134	2.9	6.9	4360	F312_6.9 S3 M3LB4	422	F312_6.9 P100 BN100LB4	423
205	133	1.9	6.9	2560	F252_6.9 S3 M3LB4	418	F252_6.9 P100 BN100LB4	419
220	124	1.0	6.4	1730	F202_6.4 S3 M3LB4	414	F202_6.4 P100 BN100LB4	415
220	124	2.9	13.0	2510	F252_13.0 S3 M3LA2	418	F252_13.0 P100 BN100L2	419
255	107	1.3	11.2	1680	F202_11.2 S3 M3LA2	414	F202_11.2 P100 BN100L2	415
269	101	3.2	10.6	2410	F252_10.6 S3 M3LA2	418	F252_10.6 P100 BN100L2	419
306	89	3.0	9.4	2350	F252_9.4 S3 M3LA2	418	F252_9.4 P100 BN100L2	419
328	83	1.5	8.7	1600	F202_8.7 S3 M3LA2	414	F202_8.7 P100 BN100L2	415
341	80	3.3	8.4	2290	F252_8.4 S3 M3LA2	418	F252_8.4 P100 BN100L2	419
365	75	1.5	7.8	1560	F202_7.8 S3 M3LA2	414	F202_7.8 P100 BN100L2	415
446	61	1.7	6.4	1480	F202_6.4 S3 M3LA2	414	F202_6.4 P100 BN100L2	415

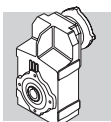
4.0 kW

n₂ min ⁻¹	M₂ Nm	S	i	R_{n2} N				
2.2	15542	0.9	625.6	55000	F904_625.6 S3 M3LC4	444	F904_625.6 P112 BN112M4	445
2.4	14347	1.0	577.5	55000	F904_577.5 S3 M3LC4	444	F904_577.5 P112 BN112M4	445
2.8	12311	1.1	495.6	55000	F904_495.6 S3 M3LC4	444	F904_495.6 P112 BN112M4	445
3.1	11364	1.2	457.5	55000	F904_457.5 S3 M3LC4	444	F904_457.5 P112 BN112M4	445
3.9	8989	1.6	361.8	55000	F904_361.8 S3 M3LC4	444	F904_361.8 P112 BN112M4	445
4.0	8786	0.9	353.7	45000	F804_353.7 S3 M3LC4	441	F804_353.7 P112 BN112M4	442
4.7	7371	1.1	296.7	45000	F804_296.7 S3 M3LC4	441	F804_296.7 P112 BN112M4	442
4.8	7232	1.9	291.1	55000	F904_291.1 S3 M3LC4	444	F904_291.1 P112 BN112M4	445
5.1	6804	1.2	273.9	45000	F804_273.9 S3 M3LC4	441	F804_273.9 P112 BN112M4	442
5.2	6676	2.1	268.7	55000	F904_268.7 S3 M3LC4	444	F904_268.7 P112 BN112M4	445
6.0	5827	0.9	234.6	35000	F704_234.6 S3 M3LC4	438	F704_234.6 P112 BN112M4	439
6.1	5748	2.4	231.4	55000	F904_231.4 S3 M3LC4	444	F904_231.4 P112 BN112M4	445
6.4	5428	1.5	218.5	45000	F804_218.5 S3 M3LC4	441	F804_218.5 P112 BN112M4	442



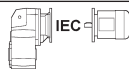



4.0 kW



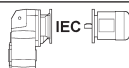

n ₂ min ⁻¹	M ₂ Nm	S	i	R _{n2} N				
6.5	5379	0.9	216.5	35000	F704_216.5 S3 M3LC4	438	F704_216.5 P112 BN112M4	439
6.6	5306	2.6	213.6	55000	F904_213.6 S3 M3LC4	444	F904_213.6 P112 BN112M4	445
7.1	4977	1.0	196.0	35000	F703_196.0 S3 M3LC4	438	F703_196.0 P112 BN112M4	439
7.2	4929	2.8	194.2	55000			F903_194.2 P112 BN112M4	445
7.6	4687	1.7	184.6	45000			F803_184.6 P112 BN112M4	442
7.7	4594	1.1	180.9	35000	F703_180.9 S3 M3LC4	438	F703_180.9 P112 BN112M4	439
7.8	4550	3.1	179.2	55000			F903_179.2 P112 BN112M4	445
8.4	4232	1.2	166.7	35000	F703_166.7 S3 M3LC4	438	F703_166.7 P112 BN112M4	439
8.6	4134	3.4	162.8	55000			F903_162.8 P112 BN112M4	445
8.7	4068	2.0	160.2	45000			F803_160.2 P112 BN112M4	442
9.1	3906	1.3	153.8	35000	F703_153.8 S3 M3LC4	438	F703_153.8 P112 BN112M4	439
9.5	3755	2.1	147.9	45000			F803_147.9 P112 BN112M4	442
10.5	3376	1.5	133.0	35000	F703_133.0 S3 M3LC4	438	F703_133.0 P112 BN112M4	439
10.6	3369	2.4	132.7	45000			F803_132.7 P112 BN112M4	442
11.4	3116	1.6	122.7	35000	F703_122.7 S3 M3LC4	438	F703_122.7 P112 BN112M4	439
11.4	3110	2.6	122.5	45000			F803_122.5 P112 BN112M4	442
11.6	3058	0.9	120.5	20000	F603_120.5 S3 M3LC4	434	F603_120.5 P112 BN112M4	435
12.3	2888	2.8	113.8	45000			F803_113.8 P112 BN112M4	442
12.8	2783	1.8	109.6	35000	F703_109.6 S3 M3LC4	438	F703_109.6 P112 BN112M4	439
13.2	2701	1.1	106.4	20000	F603_106.4 S3 M3LC4	434	F603_106.4 P112 BN112M4	435
13.8	2569	1.9	101.2	35000	F703_101.2 S3 M3LC4	438	F703_101.2 P112 BN112M4	439
14.3	2493	1.2	98.2	20000	F603_98.2 S3 M3LC4	434	F603_98.2 P112 BN112M4	435
15.1	2348	2.1	92.5	35000	F703_92.5 S3 M3LC4	438	F703_92.5 P112 BN112M4	439
16.4	2168	2.3	85.4	35000	F703_85.4 S3 M3LC4	438	F703_85.4 P112 BN112M4	439
16.7	32133	1.4	84.0	20000	F603_84.0 S3 M3LC4	434	F603_84.0 P112 BN112M4	435
18.1	1969	1.5	77.6	20000	F603_77.6 S3 M3LC4	434	F603_77.6 P112 BN112M4	435
20.5	1734	1.7	68.3	20000	F603_68.3 S3 M3LC4	434	F603_68.3 P112 BN112M4	435
21.3	1672	1.1	65.8	12000	F513_65.8 S3 M3LC4	430	F513_65.8 P112 BN112M4	431
22.2	1600	1.8	63.0	20000	F603_63.0 S3 M3LC4	434	F603_63.0 P112 BN112M4	435
27.0	1316	2.2	51.8	20000	F603_51.8 S3 M3LC4	434	F603_51.8 P112 BN112M4	435
28.6	1242	1.4	48.9	11600	F513_48.9 S3 M3LC4	430	F513_48.9 P112 BN112M4	431
29.3	1215	2.4	47.8	20000	F603_47.8 S3 M3LC4	434	F603_47.8 P112 BN112M4	435
33	1069	2.7	42.1	20000	F603_42.1 S3 M3LC4	434	F603_42.1 P112 BN112M4	435
36	986	2.9	38.8	20000	F603_38.8 S3 M3LC4	434	F603_38.8 P112 BN112M4	435
37	990	1.1	38.2	7720	F412_38.2 S3 M3LC4	426	F412_38.2 P112 BN112M4	427
38	963	1.8	37.1	11200	F512_37.1 S3 M3LC4	430	F512_37.1 P112 BN112M4	431
46	781	1.4	30.1	7610	F412_30.1 S3 M3LC4	426	F412_30.1 P112 BN112M4	427
47	779	2.2	30.0	10700	F512_30.0 S3 M3LC4	430	F512_30.0 P112 BN112M4	431
55	645	2.9	25.4	20000	F603_25.4 S3 M3LC4	434	F603_25.4 P112 BN112M4	435
58	625	1.8	24.1	7420	F412_24.1 S3 M3LC4	426	F412_24.1 P112 BN112M4	427
59	617	2.7	23.8	10200	F512_23.8 S3 M3LC4	430	F512_23.8 P112 BN112M4	431
60	607	1.0	23.4	5040	F312_23.4 S3 M3LC4	422	F312_23.4 P112 BN112M4	423
60	596	3.2	23.5	20000	F603_23.5 S3 M3LC4	434	F603_23.5 P112 BN112M4	435
66	548	1.1	21.1	5020	F312_21.1 S3 M3LC4	422	F312_21.1 P112 BN112M4	423
74	490	2.2	18.9	7150	F412_18.9 S3 M3LC4	426	F412_18.9 P112 BN112M4	427
74	488	3.2	18.8	9640	F512_18.8 S3 M3LC4	430	F512_18.8 P112 BN112M4	431
76	479	1.3	18.5	4980	F312_18.5 S3 M3LC4	422	F312_18.5 P112 BN112M4	423
82	444	2.4	17.1	7030	F412_17.1 S3 M3LC4	426	F412_17.1 P112 BN112M4	427
83	436	1.4	16.8	4930	F312_16.8 S3 M3LC4	422	F312_16.8 P112 BN112M4	423
84	431	0.9	16.6	2380	F252_16.6 S3 M3LC4	418	F252_16.6 P112 BN112M4	419
96	379	2.7	14.6	6820	F412_14.6 S3 M3LC4	426	F412_14.6 P112 BN112M4	427

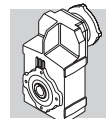


4.0 kW





n₂ min ⁻¹	M₂ Nm	S	i	R_{n2} N				
97	375	1.1	14.5	2420	F252_14.5 S3 M3LC4	418	F252_14.5 P112 BN112M4	419
100	362	1.7	13.9	4820	F312_13.9 S3 M3LC4	422	F312_13.9 P112 BN112M4	423
108	337	1.2	13.0	2440	F252_13.0 S3 M3LC4	418	F252_13.0 P112 BN112M4	419
110	330	1.8	12.7	4750	F312_12.7 S3 M3LC4	422	F312_12.7 P112 BN112M4	423
130	279	2.2	10.7	4620	F312_10.7 S3 M3LC4	422	F312_10.7 P112 BN112M4	423
130	279	3.2	10.8	6380	F412_10.8 S3 M3LC4	426	F412_10.8 P112 BN112M4	427
132	276	1.4	10.6	2450	F252_10.6 S3 M3LC4	418	F252_10.6 P112 BN112M4	419
150	243	1.1	9.4	2470	F252_9.4 S3 M3LC4	418	F252_9.4 P112 BN112M4	419
153	237	3.0	9.1	6160	F412_9.1 S3 M3LC4	426	F412_9.1 P112 BN112M4	427
155	234	1.7	9.0	4420	F312_9.0 S3 M3LC4	422	F312_9.0 P112 BN112M4	423
167	218	1.2	8.4	2450	F252_8.4 S3 M3LC4	418	F252_8.4 P112 BN112M4	419
170	213	1.8	8.2	4350	F312_8.2 S3 M3LC4	422	F312_8.2 P112 BN112M4	423
201	180	2.2	6.9	4200	F312_6.9 S3 M3LC4	422	F312_6.9 P112 BN112M4	423
204	178	1.4	6.9	2390	F252_6.9 S3 M3LC4	418	F252_6.9 P112 BN112M4	419
206	176	3.2	13.9	4200	F312_13.9 S3 M3LB2	422	F312_13.9 P100 BN100LB2	423
221	164	2.2	13.0	2340	F252_13.0 S3 M3LB2	418	F252_13.0 P112 BN112M2	419
226	161	3.4	12.7	4120	F312_12.7 S3 M3LB2	422	F312_12.7 P100 BN100LB2	423
255	142	1.0	11.2	1570	F202_11.2 S3 M3LB2	414	F202_11.2 P100 BN100LB2	415
270	134	2.4	10.6	2270	F252_10.6 S3 M3LB2	418	F252_10.6 P112 BN112M2	419
307	118	2.2	9.4	2230	F252_9.4 S3 M3LB2	418	F252_9.4 P112 BN112M2	419
318	114	3.4	9.0	3760	F312_9.0 S3 M3LB2	422	F312_9.0 P100 BN100LB2	423
329	110	1.1	8.7	1510	F202_8.7 S3 M3LB2	414	F202_8.7 P100 BN100LB2	415
342	106	2.4	8.4	2190	F252_8.4 S3 M3LB2	418	F252_8.4 P112 BN112M2	419
366	99	1.2	7.8	1480	F202_7.8 S3 M3LB2	414	F202_7.8 P100 BN100LB2	415
418	87	2.7	6.9	2090	F252_6.9 S3 M3LB2	418	F252_6.9 P112 BN112M2	419
448	81	1.3	6.4	1420	F202_6.4 S3 M3LB2	414	F202_6.4 P100 BN100LB2	415

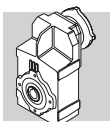
5.5 kW

n₂ min ⁻¹	M₂ Nm	S	i	R_{n2} N				
2.9	16458	0.9	495.6	55000	F904_495.6 S4 M4SA4	444	F904_495.6 P132 BN132S4	445
3.1	15192	0.9	457.5	55000	F904_457.5 S4 M4SA4	444	F904_457.5 P132 BN132S4	445
4.0	12017	1.2	361.8	55000	F904_361.8 S4 M4SA4	444	F904_361.8 P132 BN132S4	445
4.9	9668	1.4	291.1	55000	F904_291.1 S4 M4SA4	444	F904_291.1 P132 BN132S4	445
5.3	9096	0.9	273.9	45000	F804_273.9 S4 M4SA4	441	F804_273.9 P132 BN132S4	442
5.4	8925	1.6	268.7	55000	F904_268.7 S4 M4SA4	444	F904_268.7 P132 BN132S4	445
6.2	7685	1.8	231.4	55000	F904_231.4 S4 M4SA4	444	F904_231.4 P132 BN132S4	445
6.6	7256	1.1	218.5	45000	F804_218.5 S4 M4SA4	441	F804_218.5 P132 BN132S4	442
6.7	7093	2	213.6	55000	F904_213.6 S4 M4SA4	444	F904_213.6 P132 BN132S4	445
7.4	6590	2.1	194.2	55000	F903_194.2 S4 M4SA4	444	F903_194.2 P132 BN132S4	445
7.8	6266	1.3	184.6	45000	F803_184.6 S4 M4SA4	441	F803_184.6 P132 BN132S4	442
8.0	6083	2.3	179.2	55000	F903_179.2 S4 M4SA4	444	F903_179.2 P132 BN132S4	445
8.8	5527	2.5	162.8	55000	F903_162.8 S4 M4SA4	444	F903_162.8 P132 BN132S4	445
9.0	5438	1.5	160.2	45000	F803_160.2 S4 M4SA4	441	F803_160.2 P132 BN132S4	442
9.4	5222	1.0	153.8	35000	F703_153.8 S4 M4SA4	438	F703_153.8 P132 BN132S4	439
9.6	5101	2.7	150.3	55000	F903_150.3 S4 M4SA4	444	F903_150.3 P132 BN132S4	445
9.7	5020	1.6	147.9	45000	F803_147.9 S4 M4SA4	441	F803_147.9 P132 BN132S4	442
10.5	4661	3.0	137.3	55000	F903_137.3 S4 M4SA4	444	F903_137.3 P132 BN132S4	445







5.5 kW



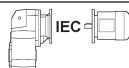

n ₂ min ⁻¹	M ₂ Nm	S	i	R _{n2} N				
10.8	4513	1.1	133	35000	F703_133.0 S4 M4SA4	438	F703_133.0 P132 BN132S4	439
10.9	4504	1.8	132.7	45000	F803_132.7 S4 M4SA4	441	F803_132.7 P132 BN132S4	442
11.4	4303	3.3	126.8	55000	F903_126.8 S4 M4SA4	444	F903_126.8 P132 BN132S4	445
11.7	4165	1.2	122.7	35000	F703_122.7 S4 M4SA4	438	F703_122.7 P132 BN132S4	439
11.8	4157	1.9	122.5	45000	F803_122.5 S4 M4SA4	441	F803_122.5 P132 BN132S4	442
12.7	3861	2.1	113.8	45000	F803_113.8 S4 M4SA4	441	F803_113.8 P132 BN132S4	442
13.1	3720	1.3	109.6	35000	F703_109.6 S4 M4SA4	438	F703_109.6 P132 BN132S4	439
14.2	3434	1.5	101.2	35000	F703_101.2 S4 M4SA4	438	F703_101.2 P132 BN132S4	439
15.6	3139	1.6	92.5	35000	F703_92.5 S4 M4SA4	438	F703_92.5 P132 BN132S4	439
15.6	3133	2.6	92.3	45000	F803_92.3 S4 M4SA4	441	F803_92.3 P132 BN132S4	442
16.9	2898	1.7	85.4	35000	F703_85.4 S4 M4SA4	438	F703_85.4 P132 BN132S4	439
16.9	2892	2.8	85.2	45000	F803_85.2 S4 M4SA4	441	F803_85.2 P132 BN132S4	442
17.1	2852	1.0	84	20000	F603_84.0 S4 M4SA4	434	F603_84.0 P132 BN132S4	435
18.6	2632	1.1	77.6	20000	F603_77.6 S4 M4SA4	434	F603_77.6 P132 BN132S4	435
18.9	2588	3.1	76.3	45000	F803_76.3 S4 M4SA4	441	F803_76.3 P132 BN132S4	442
19.6	2497	2.0	73.6	35000	F703_73.6 S4 M4SA4	438	F703_73.6 P132 BN132S4	439
20.5	2389	3.3	70.4	45000	F803_70.4 S4 M4SA4	441	F803_70.4 P132 BN132S4	442
21.1	2317	1.3	68.3	20000	F603_68.3 S4 M4SA4	434	F603_68.3 P132 BN132S4	435
21.2	2305	2.2	67.9	35000	F703_67.9 S4 M4SA4	438	F703_67.9 P132 BN132S4	439
22.8	2139	1.4	63	20000	F603_63.0 S4 M4SA4	434	F603_63.0 P132 BN132S4	435
23.0	2121	2.4	62.5	35000	F703_62.5 S4 M4SA4	438	F703_62.5 P132 BN132S4	439
25.0	1958	2.6	57.7	35000	F703_57.7 S4 M4SA4	438	F703_57.7 P132 BN132S4	439
27.8	1759	1.6	51.8	20000	F603_51.8 S4 M4SA4	434	F603_51.8 P132 BN132S4	435
29.4	1660	1.1	48.9	10300	F513_48.9 S4 M4SA4	430	F513_48.9 P132 BN132S4	431
29.4	1662	3	49.0	35000	F703_49.0 S4 M4SA4	438	F703_49.0 P132 BN132S4	439
30.0	1624	1.8	47.8	20000	F603_47.8 S4 M4SA4	434	F603_47.8 P132 BN132S4	435
32	1534	3.3	45.2	34300	F703_45.2 S4 M4SA4	438	F703_45.2 P132 BN132S4	439
34	1428	2.0	42.1	20000	F603_42.1 S4 M4SA4	434	F603_42.1 P132 BN132S4	435
37	1319	2.2	38.8	20000	F603_38.8 S4 M4SA4	434	F603_38.8 P132 BN132S4	435
39	1288	1.3	37.1	10300	F512_37.1 S4 M4SA4	430	F512_37.1 P132 BN132S4	431
45	1089	2.7	32.1	20000	F603_32.1 S4 M4SA4	434	F603_32.1 P132 BN132S4	435
48	1044	1.1	30.1	6580	F412_30.1 S4 M4SA4	426	F412_30.1 P132 BN132S4	427
48	1041	1.6	30	9950	F512_30.0 S4 M4SA4	430	F512_30.0 P132 BN132S4	431
49	1005	2.9	29.6	20000	F603_29.6 S4 M4SA4	434	F603_29.6 P132 BN132S4	435
57	863	2.2	25.4	20000	F603_25.4 S4 M4SA4	434	F603_25.4 P132 BN132S4	435
60	836	1.3	24.1	6580	F412_24.1 S4 M4SA4	426	F412_24.1 P132 BN132S4	427
61	825	2.0	23.8	9560	F512_23.8 S4 M4SA4	430	F512_23.8 P132 BN132S4	431
61	796	2.4	23.5	20000	F603_23.5 S4 M4SA4	434	F603_23.5 P132 BN132S4	435
70	701	2.7	20.7	20000	F603_20.7 S4 M4SA4	434	F603_20.7 P132 BN132S4	435
76	655	1.7	18.9	6480	F412_18.9 S4 M4SA4	426	F412_18.9 P132 BN132S4	427
76	647	2.9	19.1	20000	F603_19.1 S4 M4SA4	434	F603_19.1 P132 BN132S4	435
77	653	2.4	18.8	9110	F512_18.8 S4 M4SA4	430	F512_18.8 P132 BN132S4	431
84	593	1.8	17.1	6410	F412_17.1 S4 M4SA4	426	F412_17.1 P132 BN132S4	427
98	507	2.0	14.6	6280	F412_14.6 S4 M4SA4	426	F412_14.6 P132 BN132S4	427
103	485	2.9	14.0	8520	F512_14.0 S4 M4SA4	430	F512_14.0 P132 BN132S4	431
130	385	3.5	11.1	8050	F512_11.1 S4 M4SA4	430	F512_11.1 P132 BN132S4	431
134	373	2.4	10.8	5970	F412_10.8 S4 M4SA4	426	F412_10.8 P132 BN132S4	427
158	317	2.2	9.1	5810	F412_9.1 S4 M4SA4	426	F412_9.1 P132 BN132S4	427
159	314	3.5	9.1	7590	F512_9.1 S4 M4SA4	430	F512_9.1 P132 BN132S4	431
198	253	3.3	14.6	5510	F412_14.6 S4 M4SA2	426	F412_14.6 P132 BN132SA2	427
214	233	2.7	6.7	5430	F412_6.7 S4 M4SA4	426	F412_6.7 P132 BN132S4	427

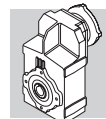


5.5 kW



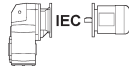

n₂ min ⁻¹	M₂ Nm	S	i	R_{n2} N				
268	186	3.9	10.8	5120	F412_10.8 S4 M4SA2	426	F412_10.8 P132 BN132SA2	427
316	158	3.9	9.1	4930	F412_9.1 S4 M4SA2	426	F412_9.1 P132 BN132SA2	427

7.5 kW



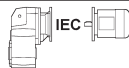

n₂ min ⁻¹	M₂ Nm	S	i	R_{n2} N				
4.0	16387	0.9	361.8	55000	F904_361.8 S4 M4LA4	444	F904_361.8 P132 BN132MA4	445
4.9	13184	1.1	291.1	55000	F904_291.1 S4 M4LA4	444	F904_291.1 P132 BN132MA4	445
5.4	12170	1.2	268.7	55000	F904_268.7 S4 M4LA4	444	F904_268.7 P132 BN132MA4	445
6.2	10479	1.3	231.4	55000	F904_231.4 S4 M4LA4	444	F904_231.4 P132 BN132MA4	445
6.7	9673	1.4	213.6	55000	F904_213.6 S4 M4LA4	444	F904_213.6 P132 BN132MA4	445
7.4	8986	1.6	194.2	55000	F903_194.2 S4 M4LA4	444	F903_194.2 P132 BN132MA4	445
7.8	8544	0.9	184.6	45000	F803_184.6 S4 M4LA4	441	F803_184.6 P132 BN132MA4	442
8.0	8295	1.7	179.2	55000	F903_179.2 S4 M4LA4	444	F903_179.2 P132 BN132MA4	445
8.8	7536	1.9	162.8	55000	F903_162.8 S4 M4LA4	444	F903_162.8 P132 BN132MA4	445
9.0	7416	1.1	160.2	45000	F803_160.2 S4 M4LA4	441	F803_160.2 P132 BN132MA4	442
9.6	6956	2	150.3	55000	F903_150.3 S4 M4LA4	444	F903_150.3 P132 BN132MA4	445
9.7	6845	1.2	147.9	45000	F803_147.9 S4 M4LA4	441	F803_147.9 P132 BN132MA4	442
10.5	6356	2.2	137.3	55000	F903_137.3 S4 M4LA4	444	F903_137.3 P132 BN132MA4	445
10.9	6141	1.3	132.7	45000	F803_132.7 S4 M4LA4	441	F803_132.7 P132 BN132MA4	442
11.4	5867	2.4	126.8	55000	F903_126.8 S4 M4LA4	444	F903_126.8 P132 BN132MA4	445
11.8	5669	1.4	122.5	45000	F803_122.5 S4 M4LA4	441	F803_122.5 P132 BN132MA4	442
12.7	5265	1.5	113.8	45000	F803_113.8 S4 M4LA4	441	F803_113.8 P132 BN132MA4	442
12.9	5181	2.7	111.9	55000	F903_111.9 S4 M4LA4	444	F903_111.9 P132 BN132MA4	445
13.1	5073	1.0	109.6	35000	F703_109.6 S4 M4LA4	438	F703_109.6 P132 BN132MA4	439
13.9	4783	2.9	103.3	55000	F903_103.3 S4 M4LA4	444	F903_103.3 P132 BN132MA4	445
14.2	4683	1.1	101.2	35000	F703_101.2 S4 M4LA4	438	F703_101.2 P132 BN132MA4	439
15.0	4432	3.2	95.8	55000	F903_95.8 S4 M4LA4	444	F903_95.8 P132 BN132MA4	445
15.6	4281	1.2	92.5	35000	F703_92.5 S4 M4LA4	438	F703_92.5 P132 BN132MA4	439
15.6	4272	1.9	92.3	45000	F803_92.3 S4 M4LA4	441	F803_92.3 P132 BN132MA4	442
16.3	4091	3.4	88.4	55000	F903_88.4 S4 M4LA4	444	F903_88.4 P132 BN132MA4	445
16.9	3952	1.3	85.4	35000	F703_85.4 S4 M4LA4	438	F703_85.4 P132 BN132MA4	439
16.9	3944	2.0	85.2	45000	F803_85.2 S4 M4LA4	441	F803_85.2 P132 BN132MA4	442
18.9	3529	2.3	76.3	45000	F803_76.3 S4 M4LA4	441	F803_76.3 P132 BN132MA4	442
19.6	3404	1.5	73.6	35000	F703_73.6 S4 M4LA4	438	F703_73.6 P132 BN132MA4	439
20.5	3258	2.5	70.4	44700	F803_70.4 S4 M4LA4	441	F803_70.4 P132 BN132MA4	442
21.1	3160	0.9	68.3	20000	F603_68.3 S4 M4LA4	434	F603_68.3 P132 BN132MA4	435
21.2	3143	1.6	67.9	35000	F703_67.9 S4 M4LA4	438	F703_67.9 P132 BN132MA4	439
22.8	2917	1.0	63.0	20000	F603_63.0 S4 M4LA4	434	F603_63.0 P132 BN132MA4	435
23.0	2893	1.7	62.5	35000	F703_62.5 S4 M4LA4	438	F703_62.5 P132 BN132MA4	439
23.4	2844	2.8	61.5	43500	F803_61.5 S4 M4LA4	441	F803_61.5 P132 BN132MA4	442
25.0	2670	1.9	57.7	34900	F703_57.7 S4 M4LA4	438	F703_57.7 P132 BN132MA4	439
25.4	2626	3.0	56.7	42600	F803_56.7 S4 M4LA4	441	F803_56.7 P132 BN132MA4	442
27.8	2399	1.2	51.8	20000	F603_51.8 S4 M4LA4	434	F603_51.8 P132 BN132MA4	435
29.4	2266	2.2	49.0	33800	F703_49.0 S4 M4LA4	438	F703_49.0 P132 BN132MA4	439
30.0	2214	1.3	47.8	20000	F603_47.8 S4 M4LA4	434	F603_47.8 P132 BN132MA4	435
32	2092	2.4	45.2	33200	F703_45.2 S4 M4LA4	438	F703_45.2 P132 BN132MA4	439
34	1948	1.5	42.1	20000	F603_42.1 S4 M4LA4	434	F603_42.1 P132 BN132MA4	435

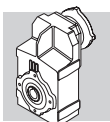


7.5 kW



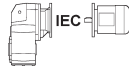

n ₂ min ⁻¹	M ₂ Nm	S	i	R _{n2} N				
37	1798	1.6	38.8	20000	F603_38.8 S4 M4LA4	434	F603_38.8 P132 BN132MA4	435
39	1756	1.0	37.1	9090	F512_37.1 S4 M4LA4	430	F512_37.1 P132 BN132MA4	431
45	1485	2.0	32.1	20000	F603_32.1 S4 M4LA4	434	F603_32.1 P132 BN132MA4	435
48	1420	1.2	30.0	9010	F512_30.0 S4 M4LA4	430	F512_30.0 P132 BN132MA4	431
49	1371	2.1	29.6	20000	F603_29.6 S4 M4LA4	434	F603_29.6 P132 BN132MA4	435
57	1176	1.6	25.4	20000	F603_25.4 S4 M4LA4	434	F603_25.4 P132 BN132MA4	435
59	1137	3.5	24.6	28800	F703_24.6 S4 M4LA4	438	F703_24.6 P132 BN132MA4	439
60	1140	1.0	24.1	5500	F412_24.1 S4 M4LA4	426	F412_24.1 P132 BN132MA4	427
61	1125	1.5	23.8	8810	F512_23.8 S4 M4LA4	430	F512_23.8 P132 BN132MA4	431
61	1086	1.7	23.5	20000	F603_23.5 S4 M4LA4	434	F603_23.5 P132 BN132MA4	435
70	956	2.0	20.7	20000	F603_20.7 S4 M4LA4	434	F603_20.7 P132 BN132MA4	435
76	893	1.2	18.9	5630	F412_18.9 S4 M4LA4	426	F412_18.9 P132 BN132MA4	427
76	883	2.2	19.1	20000	F603_19.1 S4 M4LA4	434	F603_19.1 P132 BN132MA4	435
77	890	1.7	18.8	8520	F512_18.8 S4 M4LA4	430	F512_18.8 P132 BN132MA4	431
84	809	1.3	17.1	5650	F412_17.1 S4 M4LA4	426	F412_17.1 P132 BN132MA4	427
92	726	2.6	15.7	20000	F603_15.7 S4 M4LA4	434	F603_15.7 P132 BN132MA4	435
98	692	1.5	14.6	5630	F412_14.6 S4 M4LA4	426	F412_14.6 P132 BN132MA4	427
99	670	2.8	14.5	20000	F603_14.5 S4 M4LA4	434	F603_14.5 P132 BN132MA4	435
103	661	2.1	14.0	8080	F512_14.0 S4 M4LA4	430	F512_14.0 P132 BN132MA4	431
113	589	3.2	12.7	19900	F603_12.7 S4 M4LA4	434	F603_12.7 P132 BN132MA4	435
123	544	3.5	11.8	19500	F603_11.8 S4 M4LA4	434	F603_11.8 P132 BN132MA4	435
130	525	2.5	11.1	7700	F512_11.1 S4 M4LA4	430	F512_11.1 P132 BN132MA4	431
134	509	1.8	10.8	5490	F412_10.8 S4 M4LA4	426	F412_10.8 P132 BN132MA4	427
158	432	1.6	9.1	5410	F412_9.1 S4 M4LA4	426	F412_9.1 P132 BN132MA4	427
159	428	2.6	9.1	7290	F512_9.1 S4 M4LA4	430	F512_9.1 P132 BN132MA4	431
200	340	2.9	7.2	6900	F512_7.2 S4 M4LA4	430	F512_7.2 P132 BN132MA4	431
214	318	2.0	6.7	5140	F412_6.7 S4 M4LA4	426	F412_6.7 P132 BN132MA4	427
269	253	2.9	10.8	4880	F412_10.8 S4 M4SB2	426	F412_10.8 P132 BN132SB2	427
317	214	2.8	9.1	4730	F412_9.1 S4 M4SB2	426	F412_9.1 P132 BN132SB2	427
431	158	3.3	6.7	4390	F412_6.7 S4 M4SB2	426	F412_6.7 P132 BN132SB2	427

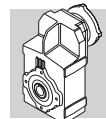
9.2 kW

n ₂ min ⁻¹	M ₂ Nm	S	i	R _{n2} N				
4.9	16172	0.9	291.1	55000	F904_291.1 S4 M4LB4	444	F904_291.1 P132 BN132MB4	445
5.4	14928	0.9	268.7	55000	F904_268.7 S4 M4LB4	444	F904_268.7 P132 BN132MB4	445
6.2	12854	1.1	231.4	55000	F904_231.4 S4 M4LB4	444	F904_231.4 P132 BN132MB4	445
6.7	11865	1.2	213.6	55000	F904_213.6 S4 M4LB4	444	F904_213.6 P132 BN132MB4	445
7.4	11023	1.3	194.2	55000	F903_194.2 S4 M4LB4	444	F903_194.2 P132 BN132MB4	445
8.0	10175	1.4	179.2	55000	F903_179.2 S4 M4LB4	444	F903_179.2 P132 BN132MB4	445
8.8	9244	1.5	162.8	55000	F903_162.8 S4 M4LB4	444	F903_162.8 P132 BN132MB4	445
9.6	8533	1.6	150.3	55000	F903_150.3 S4 M4LB4	444	F903_150.3 P132 BN132MB4	445
9.7	8397	1.0	147.9	45000	F803_147.9 S4 M4LB4	441	F803_147.9 P132 BN132MB4	442
10.5	7797	1.8	137.3	55000	F903_137.3 S4 M4LB4	444	F903_137.3 P132 BN132MB4	445
10.9	7533	1.1	132.7	45000	F803_132.7 S4 M4LB4	441	F803_132.7 P132 BN132MB4	442
11.4	7197	1.9	126.8	55000	F903_126.8 S4 M4LB4	444	F903_126.8 P132 BN132MB4	445
11.8	6954	1.2	122.5	45000	F803_122.5 S4 M4LB4	441	F803_122.5 P132 BN132MB4	442
12.7	6458	1.2	113.8	45000	F803_113.8 S4 M4LB4	441	F803_113.8 P132 BN132MB4	442







9.2 kW



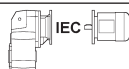

n ₂ min ⁻¹	M ₂ Nm	S	i	R _{n2} N				
12.9	6355	2.2	111.9	55000	F903_111.9 S4 M4LB4	444	F903_111.9 P132 BN132MB4	445
13.9	5867	2.4	103.3	55000	F903_103.3 S4 M4LB4	444	F903_103.3 P132 BN132MB4	445
15.0	5437	2.6	95.8	55000	F903_95.8 S4 M4LB4	444	F903_95.8 P132 BN132MB4	445
15.6	5251	1.0	92.5	35000	F703_92.5 S4 M4LB4	438	F703_92.5 P132 BN132MB4	439
15.6	5241	1.5	92.3	45000	F803_92.3 S4 M4LB4	441	F803_92.3 P132 BN132MB4	442
16.3	5018	2.8	88.4	55000	F903_88.4 S4 M4LB4	444	F903_88.4 P132 BN132MB4	445
16.9	4848	1.0	85.4	35000	F703_85.4 S4 M4LB4	438	F703_85.4 P132 BN132MB4	439
16.9	4837	1.7	85.2	45000	F803_85.2 S4 M4LB4	441	F803_85.2 P132 BN132MB4	442
18.8	4352	3.2	76.7	55000	F903_76.7 S4 M4LB4	444	F903_76.7 P132 BN132MB4	445
18.9	4329	1.8	76.3	44100	F803_76.3 S4 M4LB4	441	F803_76.3 P132 BN132MB4	442
19.6	4176	1.2	73.6	35000	F703_73.6 S4 M4LB4	438	F703_73.6 P132 BN132MB4	439
20.4	4017	3.5	70.8	55000	F903_70.8 S4 M4LB4	444	F903_70.8 P132 BN132MB4	445
20.5	3996	2.0	70.4	43700	F803_70.4 S4 M4LB4	441	F803_70.4 P132 BN132MB4	442
21.2	3855	1.3	67.9	34600	F703_67.9 S4 M4LB4	438	F703_67.9 P132 BN132MB4	439
23.0	3548	1.4	62.5	34200	F703_62.5 S4 M4LB4	438	F703_62.5 P132 BN132MB4	439
23.4	3489	2.3	61.5	42200	F803_61.5 S4 M4LB4	441	F803_61.5 P132 BN132MB4	442
25.0	3275	1.5	57.7	33700	F703_57.7 S4 M4LB4	438	F703_57.7 P132 BN132MB4	439
25.4	3221	2.5	56.7	41400	F803_56.7 S4 M4LB4	441	F803_56.7 P132 BN132MB4	442
27.8	2942	1.0	51.8	20000	F603_51.8 S4 M4LB4	434	F603_51.8 P132 BN132MB4	435
29.4	2779	1.8	49.0	32800	F703_49.0 S4 M4LB4	438	F703_49.0 P132 BN132MB4	439
30.0	2716	1.1	47.8	20000	F603_47.8 S4 M4LB4	434	F603_47.8 P132 BN132MB4	435
32	2566	1.9	45.2	32300	F703_45.2 S4 M4LB4	438	F703_45.2 P132 BN132MB4	439
34	2389	1.2	42.1	20000	F603_42.1 S4 M4LB4	434	F603_42.1 P132 BN132MB4	435
37	2205	1.3	38.8	20000	F603_38.8 S4 M4LB4	434	F603_38.8 P132 BN132MB4	435
45	1821	1.6	32.1	20000	F603_32.1 S4 M4LB4	434	F603_32.1 P132 BN132MB4	435
48	1742	1.0	30.0	8210	F512_30.0 S4 M4LB4	430	F512_30.0 P132 BN132MB4	431
49	1681	1.7	29.6	20000	F603_29.6 S4 M4LB4	434	F603_29.6 P132 BN132MB4	435
57	1443	1.3	25.4	20000	F603_25.4 S4 M4LB4	434	F603_25.4 P132 BN132MB4	435
59	1394	2.9	24.6	28300	F703_24.6 S4 M4LB4	438	F703_24.6 P132 BN132MB4	439
61	1380	1.2	23.8	8170	F512_23.8 S4 M4LB4	430	F512_23.8 P132 BN132MB4	431
61	1332	1.4	23.5	20000	F603_23.5 S4 M4LB4	434	F603_23.5 P132 BN132MB4	435
64	1283	3.4	22.6	27800	F703_22.6 S4 M4LB4	438	F703_22.6 P132 BN132MB4	439
69	1185	3.4	20.9	27200	F703_20.9 S4 M4LB4	438	F703_20.9 P132 BN132MB4	439
70	1173	1.6	20.7	20000	F603_20.7 S4 M4LB4	434	F603_20.7 P132 BN132MB4	435
76	1096	1.0	18.9	4920	F412_18.9 S4 M4LB4	426	F412_18.9 P132 BN132MB4	427
76	1083	1.8	19.1	20000	F603_19.1 S4 M4LB4	434	F603_19.1 P132 BN132MB4	435
77	1092	1.4	18.8	8020	F512_18.8 S4 M4LB4	430	F512_18.8 P132 BN132MB4	431
84	993	1.1	17.1	5000	F412_17.1 S4 M4LB4	426	F412_17.1 P132 BN132MB4	427
92	890	2.1	15.7	20000	F603_15.7 S4 M4LB4	434	F603_15.7 P132 BN132MB4	435
98	848	1.2	14.6	5070	F412_14.6 S4 M4LB4	426	F412_14.6 P132 BN132MB4	427
99	822	2.3	14.5	20000	F603_14.5 S4 M4LB4	434	F603_14.5 P132 BN132MB4	435
103	811	1.8	14.0	7700	F512_14.0 S4 M4LB4	430	F512_14.0 P132 BN132MB4	431
113	723	2.6	12.7	19700	F603_12.7 S4 M4LB4	434	F603_12.7 P132 BN132MB4	435
123	667	2.8	11.8	19300	F603_11.8 S4 M4LB4	434	F603_11.8 P132 BN132MB4	435
130	644	2.1	11.1	7400	F512_11.1 S4 M4LB4	430	F512_11.1 P132 BN132MB4	431
134	625	1.4	10.8	5080	F412_10.8 S4 M4LB4	426	F412_10.8 P132 BN132MB4	427
148	551	3.4	9.7	18400	F603_9.7 S4 M4LB4	434	F603_9.7 P132 BN132MB4	435
158	530	1.3	9.1	5080	F412_9.1 S4 M4LB4	426	F412_9.1 P132 BN132MB4	427
159	525	2.1	9.1	7040	F512_9.1 S4 M4LB4	430	F512_9.1 P132 BN132MB4	431
200	417	2.3	7.2	6700	F512_7.2 S4 M4LB4	430	F512_7.2 P132 BN132MB4	431
214	390	1.6	6.7	4890	F412_6.7 S4 M4LB4	426	F412_6.7 P132 BN132MB4	427

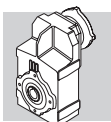


9.2 kW



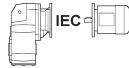

n₂ min ⁻¹	M₂ Nm	S	i	R_{n2} N				
264	317	3.4	11.1	6340	F512_11.1 S4 M4LA2	430	F512_11.1 P132 BN132M2	431
272	307	2.4	10.8	4680	F412_10.8 S4 M4LA2	426	F412_10.8 P132 BN132M2	427
321	260	2.3	9.1	4560	F412_9.1 S4 M4LA2	426	F412_9.1 P132 BN132M2	427
324	258	3.5	9.1	5980	F512_9.1 S4 M4LA2	430	F512_9.1 P132 BN132M2	431
436	192	2.7	6.7	4270	F412_6.7 S4 M4LA2	426	F412_6.7 P132 BN132M2	427

11 kW



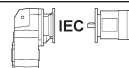

n₂ min ⁻¹	M₂ Nm	S	i	R_{n2} N				
6.2	15369	0.9	231.4	55000	F904_231.4 S4 M4LC4	444	F904_231.4 P160 BN160MR4	445
6.7	14187	1.0	213.6	55000	F904_213.6 S4 M4LC4	444	F904_213.6 P160 BN160MR4	445
7.4	13179	1.1	194.2	55000	F903_194.2 S4 M4LC4	444	F903_194.2 P160 BN160MR4	445
8.0	12165	1.2	179.2	55000	F903_179.2 S4 M4LC4	444	F903_179.2 P160 BN160MR4	445
8.8	11053	1.3	162.8	55000	F903_162.8 S4 M4LC4	444	F903_162.8 P160 BN160MR4	445
9.6	10203	1.4	150.3	55000	F903_150.3 S4 M4LC4	444	F903_150.3 P160 BN160MR4	445
10.5	9323	1.5	137.3	55000	F903_137.3 S4 M4LC4	444	F903_137.3 P160 BN160MR4	445
11.4	8606	1.6	126.8	55000	F903_126.8 S4 M4LC4	444	F903_126.8 P160 BN160MR4	445
11.8	8314	1.0	122.5	45000	F803_122.5 S4 M4LC4	441	F803_122.5 P160 BN160MR4	442
12.7	7721	1.0	113.8	45000	F803_113.8 S4 M4LC4	441	F803_113.8 P160 BN160MR4	442
12.9	7599	1.8	111.9	55000	F903_111.9 S4 M4LC4	444	F903_111.9 P160 BN160MR4	445
13.9	7014	2.0	103.3	55000	F903_103.3 S4 M4LC4	444	F903_103.3 P160 BN160MR4	445
15.0	6500	2.2	95.8	55000	F903_95.8 S4 M4LC4	444	F903_95.8 P160 BN160MR4	445
15.6	6266	1.3	92.3	44100	F803_92.3 S4 M4LC4	441	F803_92.3 P160 BN160MR4	442
16.3	6000	2.3	88.4	55000	F903_88.4 S4 M4LC4	444	F903_88.4 P160 BN160MR4	445
16.9	5784	1.4	85.2	44000	F803_85.2 S4 M4LC4	441	F803_85.2 P160 BN160MR4	442
18.8	5203	2.7	76.7	55000	F903_76.7 S4 M4LC4	444	F903_76.7 P160 BN160MR4	445
18.9	5176	1.5	76.3	42800	F803_76.3 S4 M4LC4	441	F803_76.3 P160 BN160MR4	442
19.6	4993	1.0	73.6	33500	F703_73.6 S4 M4LC4	438	F703_73.6 P160 BN160MR4	439
20.4	4803	2.9	70.8	55000	F903_70.8 S4 M4LC4	444	F903_70.8 P160 BN160MR4	445
20.5	4778	1.7	70.4	42500	F803_70.4 S4 M4LC4	441	F803_70.4 P160 BN160MR4	442
21.2	4609	1.1	67.9	33100	F703_67.9 S4 M4LC4	438	F703_67.9 P160 BN160MR4	439
23.0	4243	1.2	62.5	32900	F703_62.5 S4 M4LC4	438	F703_62.5 P160 BN160MR4	439
23.2	4215	3.3	62.1	55000			F903_62.1 P160 BN160MR4	445
23.4	4172	1.9	61.5	41100	F803_61.5 S4 M4LC4	441	F803_61.5 P160 BN160MR4	442
25.0	3916	1.3	57.7	32500	F703_57.7 S4 M4LC4	438	F703_57.7 P160 BN160MR4	439
25.4	3851	2.1	56.7	40800	F803_56.7 S4 M4LC4	441	F803_56.7 P160 BN160MR4	442
29.3	3333	2.4	49.1	39300			F803_49.1 P160 BN160MR4	442
29.4	3323	1.5	49.0	31800	F703_49.0 S4 M4LC4	438	F703_49.0 P160 BN160MR4	439
32	3068	1.6	45.2	31300	F703_45.2 S4 M4LC4	438	F703_45.2 P160 BN160MR4	439
32	3077	2.6	45.3	38900			F803_45.3 P160 BN160MR4	442
34	2857	1.0	42.1	20000	F603_42.1 S4 M4LC4	434	F603_42.1 P160 BN160MR4	435
37	2637	1.1	38.8	20000	F603_38.8 S4 M4LC4	434	F603_38.8 P160 BN160MR4	435
38	2606	1.9	38.4	30500			F703_38.4 P160 BN160MR4	439
41	2406	2.1	35.4	30000			F703_35.4 P160 BN160MR4	439
45	2178	1.3	32.1	20000	F603_32.1 S4 M4LC4	434	F603_32.1 P160 BN160MR4	435
49	2010	1.4	29.6	20000	F603_29.6 S4 M4LC4	434	F603_29.6 P160 BN160MR4	435
52	1880	2.5	27.7	28500			F703_27.7 P160 BN160MR4	439
57	1725	1.1	25.4	20000	F603_25.4 S4 M4LC4	434	F603_25.4 P160 BN160MR4	435

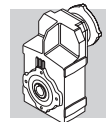


11 kW





n₂ min ⁻¹	M₂ Nm	S	i	R_{n2} N				
59	1667	2.4	24.6	27800	F703_24.6 S4 M4LC4	438	F703_24.6 P160 BN160MR4	439
61	1650	1.0	23.8	7500	F512_23.8 S4 M4LC4	430	F512_23.8 P160 BN160MR4	431
61	1593	1.2	23.5	20000	F603_23.5 S4 M4LC4	434	F603_23.5 P160 BN160MR4	435
64	1534	2.8	22.6	27300	F703_22.6 S4 M4LC4	438	F703_22.6 P160 BN160MR4	439
69	1416	2.8	20.9	26800	F703_20.9 S4 M4LC4	438	F703_20.9 P160 BN160MR4	439
70	1402	1.4	20.7	20000	F603_20.7 S4 M4LC4	434	F603_20.7 P160 BN160MR4	435
76	1294	1.5	19.1	20000	F603_19.1 S4 M4LC4	434	F603_19.1 P160 BN160MR4	435
77	1305	1.2	18.8	7490	F512_18.8 S4 M4LC4	430	F512_18.8 P160 BN160MR4	431
92	1064	1.8	15.7	20000	F603_15.7 S4 M4LC4	434	F603_15.7 P160 BN160MR4	435
98	1014	1.0	14.6	4490	F412_14.6 S4 M4LC4	426		
99	982	1.9	14.5	20000	F603_14.5 S4 M4LC4	434	F603_14.5 P160 BN160MR4	435
103	969	1.5	14.0	7310	F512_14.0 S4 M4LC4	430	F512_14.0 P160 BN160MR4	431
113	864	2.2	12.7	19400	F603_12.7 S4 M4LC4	434	F603_12.7 P160 BN160MR4	435
123	798	2.4	11.8	19000	F603_11.8 S4 M4LC4	434	F603_11.8 P160 BN160MR4	435
130	770	1.7	11.1	7090	F512_11.1 S4 M4LC4	430	F512_11.1 P160 BN160MR4	431
134	747	1.2	10.8	4650	F412_10.8 S4 M4LC4	426		
148	659	2.9	9.7	18200	F603_9.7 S4 M4LC4	434	F603_9.7 P160 BN160MR4	435
158	633	1.1	9.1	4720	F412_9.1 S4 M4LC4	426		
159	628	1.8	9.1	6770	F512_9.1 S4 M4LC4	430	F512_9.1 P160 BN160MR4	431
161	608	3.1	9.0	17800	F603_9.0 S4 M4LC4	434	F603_9.0 P160 BN160MR4	435
200	499	2.0	7.2	6490	F512_7.2 S4 M4LC4	430	F512_7.2 P160 BN160MR4	431
214	466	1.4	6.7	4630	F412_6.7 S4 M4LC4	426		
263	380	2.8	11.1	6170	F512_11.1 S4 M4LC2	430	F512_11.1 P160 BN160MR2	431
271	368	2.0	10.8	4460	F412_10.8 S4 M4LC2	426		
320	312	2.0	9.1	4380	F412_9.1 S4 M4LC2	426		
323	310	2.9	9.1	5840	F512_9.1 S4 M4LC2	430	F512_9.1 P160 BN160MR2	431
406	246	3.2	7.2	5510	F512_7.2 S4 M4LC2	430	F512_7.2 P160 BN160MR2	431
434	230	2.3	6.7	4130	F412_6.7 S4 M4LC2	426		

15 kW



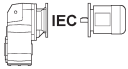

n₂ min ⁻¹	M₂ Nm	S	i	R_{n2} N				
8.1	16362	0.9	179.2	55000	F903_179.2 S5 M5SB4	444	F903_179.2 P160 BN160L4	445
9.0	14866	0.9	162.8	55000	F903_162.8 S5 M5SB4	444	F903_162.8 P160 BN160L4	445
9.7	13722	1.0	150.3	55000	F903_150.3 S5 M5SB4	444	F903_150.3 P160 BN160L4	445
10.6	12539	1.1	137.3	55000	F903_137.3 S5 M5SB4	444	F903_137.3 P160 BN160L4	445
11.5	11574	1.2	126.8	55000	F903_126.8 S5 M5SB4	444	F903_126.8 P160 BN160L4	445
13.0	10220	1.4	111.9	55000	F903_111.9 S5 M5SB4	444	F903_111.9 P160 BN160L4	445
14.1	9434	1.5	103.3	55000	F903_103.3 S5 M5SB4	444	F903_103.3 P160 BN160L4	445
15.2	8743	1.6	95.8	55000	F903_95.8 S5 M5SB4	444	F903_95.8 P160 BN160L4	445
15.8	8427	0.9	92.3	41300	F803_92.3 S5 M5SB4	441	F803_92.3 P160 BN160L4	442
16.5	8070	1.7	88.4	55000	F903_88.4 S5 M5SB4	444	F903_88.4 P160 BN160L4	445
17.1	7779	1.0	85.2	40800	F803_85.2 S5 M5SB4	441	F803_85.2 P160 BN160L4	442
19.0	6998	2.0	76.7	55000	F903_76.7 S5 M5SB4	444	F903_76.7 P160 BN160L4	445
19.1	6961	1.1	76.3	40500	F803_76.3 S5 M5SB4	441	F803_76.3 P160 BN160L4	442
20.6	6460	2.2	70.8	55000	F903_70.8 S5 M5SB4	444	F903_70.8 P160 BN160L4	445
20.7	6426	1.2	70.4	39900	F803_70.4 S5 M5SB4	441	F803_70.4 P160 BN160L4	442
23.5	5669	2.5	62.1	55000			F903_62.1 P160 BN160L4	445

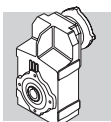


15 kW





n₂ min ⁻¹	M₂ Nm	S	i	R_{n2} N				
23.8	5611	1.4	61.5	38700	F803_61.5 S5 M5SB4	441	F803_61.5 P160 BN160L4	442
25.3	5267	0.9	57.7	29700	F703_57.7 S5 M5SB4	438	F703_57.7 P160 BN160L4	439
25.5	5233	2.7	57.3	55000			F903_57.3 P160 BN160L4	445
25.7	5179	1.5	56.7	38600	F803_56.7 S5 M5SB4	441	F803_56.7 P160 BN160L4	442
29.7	4483	1.8	49.1	37800			F803_49.1 P160 BN160L4	442
29.8	4470	1.1	49.0	29400	F703_49.0 S5 M5SB4	438	F703_49.0 P160 BN160L4	439
32	4126	1.2	45.2	29100	F703_45.2 S5 M5SB4	438	F703_45.2 P160 BN160L4	439
32	4138	1.9	45.3	37200			F803_45.3 P160 BN160L4	442
38	3505	1.4	38.4	28600			F703_38.4 P160 BN160L4	439
41	3235	1.5	35.4	28200			F703_35.4 P160 BN160L4	439
46	2929	1.0	32.1	20000	F603_32.1 S5 M5SB4	434	F603_32.1 P160 BN160L4	435
49	2704	1.1	29.6	20000	F603_29.6 S5 M5SB4	434	F603_29.6 P160 BN160L4	435
53	2528	1.8	27.7	27100			F703_27.7 P160 BN160L4	439
58	2303	2.7	25.2	32900	F803_25.2 S5 M5SB4	441	F803_25.2 P160 BN160L4	442
59	2242	1.8	24.6	26500	F703_24.6 S5 M5SB4	438	F703_24.6 P160 BN160L4	439
65	2064	2.1	22.6	26200	F703_22.6 S5 M5SB4	438	F703_22.6 P160 BN160L4	439
66	2011	3.4	22.0	31900	F803_22.0 S5 M5SB4	441	F803_22.0 P160 BN160L4	442
70	1905	2.1	20.9	25700	F703_20.9 S5 M5SB4	438	F703_20.9 P160 BN160L4	439
71	1886	1.0	20.7	20000	F603_20.7 S5 M5SB4	434	F603_20.7 P160 BN160L4	435
72	1856	3.4	20.3	31300	F803_20.3 S5 M5SB4	441	F803_20.3 P160 BN160L4	442
77	1741	1.1	19.1	20000	F603_19.1 S5 M5SB4	434	F603_19.1 P160 BN160L4	435
82	1617	2.7	17.7	24900	F703_17.7 S5 M5SB4	438	F703_17.7 P160 BN160L4	439
89	1492	2.7	16.3	24400	F703_16.3 S5 M5SB4	438	F703_16.3 P160 BN160L4	439
93	1432	1.3	15.7	19600	F603_15.7 S5 M5SB4	434	F603_15.7 P160 BN160L4	435
101	1321	1.4	14.5	19200	F603_14.5 S5 M5SB4	434	F603_14.5 P160 BN160L4	435
105	1268	3.1	13.9	23600	F703_13.9 S5 M5SB4	438	F703_13.9 P160 BN160L4	439
114	1170	3.1	12.8	23100	F703_12.8 S5 M5SB4	438	F703_12.8 P160 BN160L4	439
115	1162	1.6	12.7	18800	F603_12.7 S5 M5SB4	434	F603_12.7 P160 BN160L4	435
124	1073	1.8	11.8	18400	F603_11.8 S5 M5SB4	434	F603_11.8 P160 BN160L4	435
135	991	3.5	10.9	22300	F703_10.9 S5 M5SB4	438	F703_10.9 P160 BN160L4	439
146	914	3.5	10.0	21800	F703_10.0 S5 M5SB4	438	F703_10.0 P160 BN160L4	439
150	886	2.1	9.7	17700	F603_9.7 S5 M5SB4	434	F603_9.7 P160 BN160L4	435
163	818	2.3	9.0	17300	F603_9.0 S5 M5SB4	434	F603_9.0 P160 BN160L4	435

18.5 kW



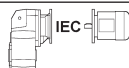

n₂ min ⁻¹	M₂ Nm	S	i	R_{n2} N				
10.6	15456	0.9	137.3	55000	F903_137.3 S5 M5LA4	444	F903_137.3 P180 BN180M4	445
11.5	14267	1.0	126.8	55000	F903_126.8 S5 M5LA4	444	F903_126.8 P180 BN180M4	445
13.0	12598	1.1	111.9	55000	F903_111.9 S5 M5LA4	444	F903_111.9 P180 BN180M4	445
14.1	11629	1.2	103.3	55000	F903_103.3 S5 M5LA4	444	F903_103.3 P180 BN180M4	445
15.2	10777	1.3	95.8	55000	F903_95.8 S5 M5LA4	444	F903_95.8 P180 BN180M4	445
16.5	9948	1.4	88.4	55000	F903_88.4 S5 M5LA4	444	F903_88.4 P180 BN180M4	445
19.0	8626	1.6	76.7	55000	F903_76.7 S5 M5LA4	444	F903_76.7 P180 BN180M4	445
19.1	8581	0.9	76.3	38100	F803_76.3 S5 M5LA4	441	F803_76.3 P180 BN180M4	442
20.6	7963	1.8	70.8	55000	F903_70.8 S5 M5LA4	444	F903_70.8 P180 BN180M4	445
20.7	7921	1.0	70.4	37600	F803_70.4 S5 M5LA4	441	F803_70.4 P180 BN180M4	442
23.5	6989	2.0	62.1	55000			F903_62.1 P180 BN180M4	445

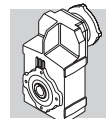


18.5 kW



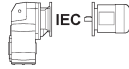

n₂ min ⁻¹	M₂ Nm	S	i	R_{n2} N				
23.8	6916	1.1	61.5	37400	F803_61.5 S5 M5LA4	441	F803_61.5 P180 BN180M4	442
25.5	6451	2.2	57.3	55000			F903_57.3 P180 BN180M4	445
25.7	6384	1.3	56.7	36800	F803_56.7 S5 M5LA4	441	F803_56.7 P180 BN180M4	442
29.3	5615	2.5	49.9	55000			F903_49.9 P180 BN180M4	445
29.7	5526	1.4	49.1	35800	F703_49.0 S5 M5LA4	438	F803_49.1 P180 BN180M4	442
29.8	5510	0.9	49.0	27400			F703_49.0 P180 BN180M4	439
32	5183	2.7	46.1	55000			F903_46.1 P180 BN180M4	445
32	5101	1.6	45.3	35700			F803_45.3 P180 BN180M4	442
32	5086	1.0	45.2	27200			F703_45.2 S5 M5LA4	438
36	4558	3.1	40.5	53700			F903_40.5 P180 BN180M4	445
37	4389	1.8	39.0	35000			F803_39.0 P180 BN180M4	442
38	4321	1.2	38.4	27000			F703_38.4 P180 BN180M4	439
39	4207	3.2	37.4	52700			F903_37.4 P180 BN180M4	445
41	4051	2.0	36.0	34400			F803_36.0 P180 BN180M4	442
41	3988	1.3	35.4	26700			F703_35.4 P180 BN180M4	439
47	3517	2.3	31.3	33600			F803_31.3 P180 BN180M4	442
49	3376	1.5	30.0	26300			F703_30.0 P180 BN180M4	439
51	3246	2.5	28.8	33000			F803_28.8 P180 BN180M4	442
53	3116	1.5	27.7	26000			F703_27.7 P180 BN180M4	439
58	2839	2.2	25.2	32100	F803_25.2 S5 M5LA4	441	F803_25.2 P180 BN180M4	442
59	2764	1.4	24.6	25500	F703_24.6 S5 M5LA4	438	F703_24.6 P180 BN180M4	439
65	2544	1.7	22.6	25200	F703_22.6 S5 M5LA4	438	F703_22.6 P180 BN180M4	439
66	2479	2.7	22.0	31300	F803_22.0 S5 M5LA4	441	F803_22.0 P180 BN180M4	442
70	2348	1.7	20.9	24900	F703_20.9 S5 M5LA4	438	F703_20.9 P180 BN180M4	439
72	2288	2.7	20.3	30600	F803_20.3 S5 M5LA4	441	F803_20.3 P180 BN180M4	442
82	1993	2.2	17.7	24200	F703_17.7 S5 M5LA4	438	F703_17.7 P180 BN180M4	439
83	1981	3.4	17.6	29700	F803_17.6 S5 M5LA4	441	F803_17.6 P180 BN180M4	442
89	1839	2.2	16.3	23800	F703_16.3 S5 M5LA4	438	F703_16.3 P180 BN180M4	439
90	1828	3.4	16.2	29100	F803_16.2 S5 M5LA4	441	F803_16.2 P180 BN180M4	442
93	1765	1.1	15.7	18700	F603_15.7 S5 M5LA4	434	F603_15.7 P180 BN180M4	435
101	1629	1.2	14.5	18600	F603_14.5 S5 M5LA4	434	F603_14.5 P180 BN180M4	435
105	1563	2.5	13.9	23000	F703_13.9 S5 M5LA4	438	F703_13.9 P180 BN180M4	439
114	1442	2.5	12.8	22600	F703_12.8 S5 M5LA4	438	F703_12.8 P180 BN180M4	439
115	1433	1.3	12.7	18300	F603_12.7 S5 M5LA4	434	F603_12.7 P180 BN180M4	435
124	1323	1.4	11.8	17900	F603_11.8 S5 M5LA4	434	F603_11.8 P180 BN180M4	435
135	1221	2.8	10.9	21800	F703_10.9 S5 M5LA4	438	F703_10.9 P180 BN180M4	439
146	1127	2.8	10.0	21400	F703_10.0 S5 M5LA4	438	F703_10.0 P180 BN180M4	439
150	1092	1.7	9.7	17300	F603_9.7 S5 M5LA4	434	F603_9.7 P180 BN180M4	435
163	1008	1.9	9.0	16900	F603_9.0 S5 M5LA4	434	F603_9.0 P180 BN180M4	435

22 kW





n₂ min ⁻¹	M₂ Nm	S	i	R_{n2} N				
13.1	14880	0.9	111.9	55000			F903_111.9 P180 BN180L4	445
14.2	13735	1.0	103.3	55000			F903_103.3 P180 BN180L4	445
15.4	12728	1.1	95.8	55000			F903_95.8 P180 BN180L4	445
16.6	11749	1.2	88.4	55000			F903_88.4 P180 BN180L4	445
19.2	10188	1.4	76.7	55000			F903_76.7 P180 BN180L4	445

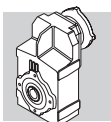


22 kW





n_2 min ⁻¹	M_2 Nm	S	i	R_{n2} N				
20.8	9405	1.5	70.8	55000			F903_70.8 P180 BN180L4	445
23.7	8254	1.7	62.1	55000			F903_62.1 P180 BN180L4	445
23.9	8169	1.0	61.5	35400			F803_61.5 P180 BN180L4	442
25.6	7619	1.8	57.3	55000			F903_57.3 P180 BN180L4	445
25.9	7541	1.1	56.7	35000			F803_56.7 P180 BN180L4	442
29.5	6632	2.1	49.9	54400			F903_49.9 P180 BN180L4	445
29.9	6527	1.2	49.1	34100			F803_49.1 P180 BN180L4	442
32	6122	2.3	46.1	53500			F903_46.1 P180 BN180L4	445
32	6025	1.3	45.3	34300			F803_45.3 P180 BN180L4	442
36	5383	2.6	40.5	52300			F903_40.5 P180 BN180L4	445
38	5184	1.5	39.0	33300			F803_39.0 P180 BN180L4	442
38	5103	1	38.4	25400			F703_38.4 P180 BN180L4	439
39	4969	2.7	37.4	51400			F903_37.4 P180 BN180L4	445
41	4785	1.7	36.0	33200			F803_36.0 P180 BN180L4	442
41	4711	1.1	35.4	25300			F703_35.4 P180 BN180L4	439
47	4154	1.9	31.3	32600			F803_31.3 P180 BN180L4	442
47	4120	3.2	31.0	49500			F903_31.0 P180 BN180L4	445
49	3988	1.3	30.0	25100			F703_30.0 P180 BN180L4	439
51	3834	2.1	28.8	32000			F803_28.8 P180 BN180L4	442
51	3803	3.2	28.6	48600			F903_28.6 P180 BN180L4	445
53	3681	1.3	27.7	24800			F703_27.7 P180 BN180L4	439
58	3353	1.9	25.2	31300			F803_25.2 P180 BN180L4	442
60	3264	1.2	24.6	24500			F703_24.6 P180 BN180L4	439
65	3005	1.4	22.6	24300			F703_22.6 P180 BN180L4	439
67	2928	2.3	22	30200			F803_22.0 P180 BN180L4	442
70	2773	1.4	20.9	24000			F703_20.9 P180 BN180L4	439
72	2703	2.3	20.3	29900			F803_20.3 P180 BN180L4	442
83	2354	1.8	17.7	23400			F703_17.7 P180 BN180L4	439
84	2339	2.9	17.6	29100			F803_17.6 P180 BN180L4	442
90	2173	1.8	16.3	23100			F703_16.3 P180 BN180L4	439
90	2159	2.9	16.2	28500			F803_16.2 P180 BN180L4	442
106	1846	2.1	13.9	22400			F703_13.9 P180 BN180L4	439
115	1704	2.1	12.8	22100			F703_12.8 P180 BN180L4	439
115	1692	1.1	12.7	17700			F603_12.7 P180 BN180L4	435
125	1562	1.2	11.8	17400			F603_11.8 P180 BN180L4	435
135	1442	2.4	10.9	21400			F703_10.9 P180 BN180L4	439
147	1331	2.4	10.0	21000			F703_10.0 P180 BN180L4	439
151	1290	1.5	9.7	16900			F603_9.7 P180 BN180L4	435
164	1191	1.6	9.0	16500			F603_9.0 P180 BN180L4	435

30 kW



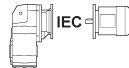

n_2 min ⁻¹	M_2 Nm	S	i	R_{n2} N				
16.6	16022	0.9	88.4	52200			F903_88.4 P200 BN200L4	445
19.2	13893	1.0	76.7	52400			F903_76.7 P200 BN200L4	445
20.8	12825	1.1	70.8	52100			F903_70.8 P200 BN200L4	445
23.7	11256	1.2	62.1	51800			F903_62.1 P200 BN200L4	445

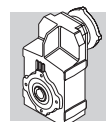


30 kW



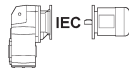

n_2 min-1	M_2 Nm	S	i	R_{n2} N				
25.6	10390	1.3	57.3	51400			F903_57.3 P200 BN200L4	445
29.5	9044	1.5	49.9	50800			F903_49.9 P200 BN200L4	445
32	8348	1.7	46.1	50200			F903_46.1 P200 BN200L4	445
32	8216	1.0	45.3	30900			F803_45.3 P200 BN200L4	442
36	7341	1.9	40.5	49400			F903_40.5 P200 BN200L4	445
38	7069	1.1	39.0	31000			F803_39.0 P200 BN200L4	442
39	6776	2.0	37.4	48700			F903_37.4 P200 BN200L4	445
41	6525	1.2	36.0	30600			F803_36.0 P200 BN200L4	442
47	5664	1.4	31.3	29900			F803_31.3 P200 BN200L4	442
47	5618	2.3	31.0	47300			F903_31.0 P200 BN200L4	445
49	5438	0.9	30.0	22300			F703_30.0 P200 BN200L4	439
51	5229	1.5	28.8	29500			F803_28.8 P200 BN200L4	442
51	5186	2.3	28.6	46600			F903_28.6 P200 BN200L4	445
53	5019	0.9	27.7	22200			F703_27.7 P200 BN200L4	439
58	4601	2.6	25.4	45500			F903_25.4 P200 BN200L4	445
58	4572	1.2	25.2	29500			F803_25.2 P200 BN200L4	442
66	4039	3.0	22.3	44400			F903_22.3 P200 BN200L4	445
67	3992	1.7	22.0	29000			F803_22.0 P200 BN200L4	442
71	3728	3.0	20.6	43600			F903_20.6 P200 BN200L4	445
72	3685	1.7	20.3	28500			F803_20.3 P200 BN200L4	442
83	3209	1.4	17.7	21800			F703_17.7 P200 BN200L4	439
84	3190	2.1	17.6	27900			F803_17.6 P200 BN200L4	442
90	2963	1.4	16.3	21500			F703_16.3 P200 BN200L4	439
90	2945	2.1	16.2	27400			F803_16.2 P200 BN200L4	442
105	2534	2.7	14.0	26700			F803_14.0 P200 BN200L4	442
106	2517	1.5	13.9	21100			F703_13.9 P200 BN200L4	439
114	2339	2.7	12.9	26200			F803_12.9 P200 BN200L4	442
115	2323	1.5	12.8	20900			F703_12.8 P200 BN200L4	439
135	1967	1.8	10.9	20300			F703_10.9 P200 BN200L4	439
142	1874	3.0	10.3	24900			F803_10.3 P200 BN200L4	442
147	1815	1.8	10.0	20000			F703_10.0 P200 BN200L4	439

37 kW



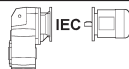

n_2 min-1	M_2 Nm	S	i	R_{n2} N				
20.9	15710	0.9	70.8	47600			F903_70.8 P225 BN225S4	445
25.8	12728	1.1	57.3	47700			F903_57.3 P225 BN225S4	445
29.7	11079	1.3	49.9	47600			F903_49.9 P225 BN225S4	445
32	10227	1.4	46.1	47200			F903_46.1 P225 BN225S4	445
37	8993	1.6	40.5	46800			F903_40.5 P225 BN225S4	445
38	8659	0.9	39.0	28500			F803_39.0 P225 BN225S4	442
40	8301	1.6	37.4	46300			F903_37.4 P225 BN225S4	445
41	7993	1.0	36.0	28300			F803_36.0 P225 BN225S4	442
47	6939	1.2	31.3	28400			F803_31.3 P225 BN225S4	442
48	6882	1.9	31.0	45300			F903_31.0 P225 BN225S4	445
51	6405	1.2	28.8	28100			F803_28.8 P225 BN225S4	442
52	6353	1.9	28.6	44700			F903_28.6 P225 BN225S4	445
58	5637	2.1	25.4	43900			F903_25.4 P225 BN225S4	445

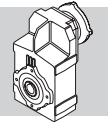


37 kW



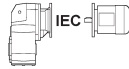

n ₂ min ⁻¹	M ₂ Nm	S	i	R _{n2} N				
59	5601	1.1	25.2	27800			F803_25.2 P225 BN225S4	442
66	4947	2.4	22.3	43000			F903_22.3 P225 BN225S4	445
67	4891	1.1	22.0	27600			F803_22.0 P225 BN225S4	442
72	4567	2.5	20.6	42300			F903_20.6 P225 BN225S4	445
73	4515	1.1	20.3	27200			F803_20.3 P225 BN225S4	442
83	3975	2.8	17.9	41200			F903_17.9 P225 BN225S4	445
84	3908	1.7	17.6	26800			F803_17.6 P225 BN225S4	442
90	3669	2.8	16.5	40500			F903_16.5 P225 BN225S4	445
91	3607	1.7	16.2	26300			F803_16.2 P225 BN225S4	442
102	3226	3.1	14.5	39500			F903_14.5 P225 BN225S4	445
106	3104	2.2	14.0	25800			F803_14.0 P225 BN225S4	442
110	2978	3.1	13.4	38700			F903_13.4 P225 BN225S4	445
115	2865	2.2	12.9	25300			F803_12.9 P225 BN225S4	442
132	2487	2.4	11.2	24500			F803_11.2 P225 BN225S4	442
143	2296	2.4	10.3	24300			F803_10.3 P225 BN225S4	442

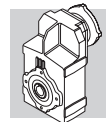
45 kW

n ₂ min ⁻¹	M ₂ Nm	S	i	R _{n2} N				
32	12438	1.1	46.1	43900			F903_46.1 P225 BN225M4	445
37	10937	1.3	40.5	43900			F903_40.5 P225 BN225M4	445
40	10096	1.3	37.4	43600			F903_37.4 P225 BN225M4	445
47	8439	0.9	31.3	26100			F803_31.3 P225 BN225M4	442
48	8370	1.6	31.0	43100			F903_31.0 P225 BN225M4	445
51	7790	1.0	28.8	26000			F803_28.8 P225 BN225M4	442
52	7726	1.6	28.6	42600			F903_28.6 P225 BN225M4	445
58	6855	1.8	25.4	42000			F903_25.4 P225 BN225M4	445
66	6017	2.0	22.3	41400			F903_22.3 P225 BN225M4	445
67	5948	1.1	22.0	26000			F803_22.0 P225 BN225M4	442
72	5554	2.0	20.6	40800			F903_20.6 P225 BN225M4	445
73	5491	1.1	20.3	25700			F803_20.3 P225 BN225M4	442
83	4834	2.3	17.9	39900			F903_17.9 P225 BN225M4	445
84	4753	1.4	17.6	25500			F803_17.6 P225 BN225M4	442
90	4463	2.3	16.5	39300			F903_16.5 P225 BN225M4	445
91	4387	1.4	16.2	25200			F803_16.2 P225 BN225M4	442
102	3924	2.5	14.5	38400			F903_14.5 P225 BN225M4	445
106	3775	1.8	14.0	24800			F803_14.0 P225 BN225M4	442
110	3622	2.6	13.4	37800			F903_13.4 P225 BN225M4	445
115	3484	1.8	12.9	24100			F803_12.9 P225 BN225M4	442
132	3025	1.5	11.2	24000			F803_11.2 P225 BN225M4	442
133	3003	2.9	11.1	36400			F903_11.1 P225 BN225M4	445
143	2792	2.0	10.3	23500			F803_10.3 P225 BN225M4	442





55 kW

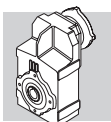
n₂ min ⁻¹	M₂ Nm	S	i	R_{n2} N				
32	15202	0.9	46.1	39700			F903_46.1 P250 BN250M4	445
37	13367	1.0	40.5	40300			F903_40.5 P250 BN250M4	445
40	12339	1.1	37.4	40200			F903_37.4 P250 BN250M4	445
48	10230	1.3	31.0	40300			F903_31.0 P250 BN250M4	445
52	9443	1.3	28.6	40100			F903_28.6 P250 BN250M4	445
58	8379	1.4	25.4	39700			F903_25.4 P250 BN250M4	445
66	7354	1.6	22.3	39400			F903_22.3 P250 BN250M4	445
72	6788	1.7	20.6	38900			F903_20.6 P250 BN250M4	445
83	5909	1.9	17.9	38300			F903_17.9 P250 BN250M4	445
90	5454	1.9	16.5	37800			F903_16.5 P250 BN250M4	445
102	4796	2.1	14.5	37100			F903_14.5 P250 BN250M4	445
110	4427	2.1	13.4	36600			F903_13.4 P250 BN250M4	445
133	3671	2.4	11.1	35400			F903_11.1 P250 BN250M4	445
144	3388	2.4	10.3	34800			F903_10.3 P250 BN250M4	445



58 GEARBOX RATING CHARTS



F 10 **140 Nm**

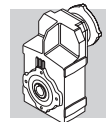
	i	n ₁ = 2800 min ⁻¹					n ₁ = 1400 min ⁻¹					
		n ₂ min ⁻¹	M _{n2} Nm	P _{n1} kW	R _{n1} N	R _{n2} N	n ₂ min ⁻¹	M _{n2} Nm	P _{n1} kW	R _{n1} N	R _{n2} N	
F 10 2_7.4	7.4	378	63	2.6	1000	1290	189	76	1.6	1290	1640	411
F 10 2_8.6	8.6	326	67	2.4	980	1350	163	82	1.5	1260	1710	
F 10 2_9.8	9.8	287	73	2.3	980	1410	143	89	1.4	1250	1780	
F 10 2_11.5	11.5	243	78	2.1	950	1480	121	96	1.3	1220	1870	
F 10 2_13.0	13.0	215	85	2.0	940	1530	107	104	1.2	1210	1940	
F 10 2_14.6	14.6	191	94	2.0	1120	1590	96	119	1.3	1300	2000	
F 10 2_17.0	17.0	165	104	1.9	1090	1650	82	128	1.2	1300	2090	
F 10 2_19.3	19.3	145	108	1.7	1100	1730	72	136	1.1	1300	2180	
F 10 2_22.8	22.8	123	119	1.6	1080	1810	61	140	0.95	1300	2310	
F 10 2_25.8	25.8	109	123	1.5	1090	1890	54	140	0.84	1300	2430	
F 10 2_29.6	29.6	94	132	1.4	1060	1970	47	140	0.73	1300	2560	
F 10 2_33.0	33.0	85	137	1.3	1070	2040	42	140	0.65	1300	2670	
F 10 2_35.3	35.3	79	140	1.2	1060	2090	40	140	0.61	1300	2740	
F 10 2_39.6	39.6	71	140	1.1	1080	2190	35	140	0.54	1300	2800	
F 10 2_44.7	44.7	63	140	0.97	1080	2290	31	140	0.48	1300	2800	
F 10 2_48.7	48.7	57	140	0.89	1090	2370	28.7	140	0.44	1300	2800	
F 10 2_56.7	56.7	49	140	0.76	1100	2520	24.7	140	0.38	1300	2800	
F 10 2_63.0	63.0	44	140	0.69	1110	2620	22.2	140	0.34	1300	2800	
F 10 2_71.1	71.1	39	140	0.61	1000	2750	19.7	140	0.30	1300	2800	
F 10 2_81.3	81.3	34	140	0.53	1110	2800	17.2	140	0.27	1300	2800	
F 10 2_91.5	91.5	31	140	0.47	1110	2800	15.3	140	0.24	1300	2800	
F 10 2_106.0	106.0	26.4	140	0.41	1120	2800	13.2	140	0.20	1300	2800	
F 10 2_127.1	127.1	22.0	140	0.34	1130	2800	11.0	140	0.17	1300	2800	





F 10

140 Nm

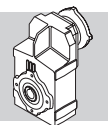
	i	n ₁ = 900 min ⁻¹					n ₁ = 500 min ⁻¹					
		n ₂ min ⁻¹	M _{n2} Nm	P _{n1} kW	R _{n1} N	R _{n2} N	n ₂ min ⁻¹	M _{n2} Nm	P _{n1} kW	R _{n1} N	R _{n2} N	
F 10 2_7.4	7.4	122	91	1.2	1300	1890	68	111	0.83	1300	2300	411
F 10 2_8.6	8.6	105	94	1.1	1300	1970	58	112	0.72	1300	2430	
F 10 2_9.8	9.8	92	107	1.1	1300	2050	51	130	0.73	1300	2490	
F 10 2_11.5	11.5	78	110	0.95	1300	2180	43	131	0.63	1300	2660	
F 10 2_13.0	13.0	69	124	0.94	1300	2240	38	140	0.59	1300	2800	
F 10 2_14.6	14.6	61	138	0.93	1300	2320	34	140	0.53	1300	2800	
F 10 2_17.0	17.0	53	140	0.82	1300	2450	29.5	140	0.46	1300	2800	
F 10 2_19.3	19.3	47	140	0.72	1300	2580	25.9	140	0.40	1300	2800	
F 10 2_22.8	22.8	39	140	0.61	1300	2750	21.9	140	0.34	1300	2800	
F 10 2_25.8	25.8	35	140	0.54	1300	2800	19.4	140	0.30	1300	2800	
F 10 2_29.6	29.6	30	140	0.47	1300	2800	16.9	140	0.26	1300	2800	
F 10 2_33.0	33.0	27.3	140	0.42	1300	2800	15.2	140	0.23	1300	2800	
F 10 2_35.3	35.3	25.5	140	0.39	1300	2800	14.1	140	0.22	1300	2800	
F 10 2_39.6	39.6	22.7	140	0.35	1300	2800	12.6	140	0.19	1300	2800	
F 10 2_44.7	44.7	20.1	140	0.31	1300	2800	11.2	140	0.17	1300	2800	
F 10 2_48.7	48.7	18.5	140	0.29	1300	2800	10.3	140	0.16	1300	2800	
F 10 2_56.7	56.7	15.9	140	0.24	1300	2800	8.8	140	0.14	1300	2800	
F 10 2_63.0	63.0	14.3	140	0.22	1300	2800	7.9	140	0.12	1300	2800	
F 10 2_71.1	71.1	12.7	140	0.20	1300	2800	7.0	140	0.11	1300	2800	
F 10 2_81.3	81.3	11.1	140	0.17	1300	2800	6.1	140	0.09	1300	2800	
F 10 2_91.5	91.5	9.8	140	0.15	1300	2800	5.5	140	0.08	1300	2800	
F 10 2_106.0	106.0	8.5	140	0.13	1300	2800	4.7	140	0.07	1300	2800	
F 10 2_127.1	127.1	7.1	140	0.11	1300	2800	3.9	140	0.06	1300	2800	



F 20 250 Nm



	i	n ₁ = 2800 min ⁻¹					n ₁ = 1400 min ⁻¹					
		n ₂ min ⁻¹	M _{n2} Nm	P _{n1} kW	R _{n1} N	R _{n2} N	n ₂ min ⁻¹	M _{n2} Nm	P _{n1} kW	R _{n1} N	R _{n2} N	
F 20 2_6.4	6.4	437	103	5.0	—	1370	218	130	3.1	—	1720	415
F 20 2_7.8	7.8	357	115	4.5	—	1440	179	144	2.8	—	1820	
F 20 2_8.7	8.7	321	123	4.3	—	1490	160	155	2.7	—	1870	
F 20 2_10.0	10.0	279	131	4.0	—	1550	140	165	2.5	—	1950	
F 20 2_11.2	11.2	249	141	3.9	—	1590	125	177	2.4	—	2010	
F 20 2_14.8	14.8	189	166	3.5	760	1740	95	203	2.1	1010	2210	
F 20 2_18.1	18.1	155	175	3.0	750	1870	77	213	1.8	1020	2380	
F 20 2_20.2	20.2	139	182	2.8	810	1940	69	223	1.7	1070	2460	
F 20 2_23.1	23.1	121	190	2.5	770	2030	60	235	1.6	1000	2570	
F 20 2_25.9	25.9	108	196	2.3	830	2110	54	240	1.4	1100	2680	
F 20 2_30.4	30.4	92	205	2.1	780	2230	46	250	1.3	1050	2840	
F 20 2_33.1	33.1	85	210	2.0	800	2300	42	250	1.2	1120	2940	
F 20 2_37.9	37.9	74	220	1.8	740	2400	37	250	1.0	1130	3110	
F 20 2_41.8	41.8	67	225	1.7	780	2490	33	250	0.92	1220	3240	
F 20 2_44.8	44.8	62	235	1.6	690	2540	31	250	0.86	1200	3330	
F 20 2_50.7	50.7	55	238	1.4	780	2660	27.6	250	0.76	1320	3500	
F 20 2_56.7	56.7	49	250	1.4	730	2750	24.7	250	0.68	1360	3660	
F 20 2_61.9	61.9	45	250	1.2	750	2860	22.6	250	0.62	1370	3790	
F 20 2_69.1	69.1	40	250	1.1	760	2990	20.2	250	0.56	1370	3950	
F 20 2_76.8	76.8	36	250	1.0	780	3130	18.2	250	0.50	1380	4000	
F 20 2_90.4	90.4	31	250	0.85	830	3340	15.5	250	0.43	1390	4000	
F 20 2_101.6	101.6	27.5	250	0.76	830	3500	13.8	250	0.38	1390	4000	
F 20 2_114.3	114.3	24.5	250	0.67	850	3670	12.2	250	0.34	1400	4000	
F 20 2_132.2	132.2	21.2	250	0.58	870	3890	10.6	250	0.29	1400	4000	
F 20 3_156.3	156.3	17.9	250	0.50	1170	4000	9.0	250	0.25	1300	4000	
F 20 3_172.6	172.6	16.2	250	0.46	1200	4000	8.1	250	0.23	1300	4000	
F 20 3_184.9	184.9	15.1	250	0.43	1210	4000	7.6	250	0.21	1300	4000	
F 20 3_209.3	209.3	13.4	250	0.38	1240	4000	6.7	250	0.19	1300	4000	
F 20 3_234.0	234.0	12.0	250	0.34	1270	4000	6.0	250	0.17	1300	4000	
F 20 3_255.3	255.3	11.0	250	0.31	1280	4000	5.5	250	0.15	1300	4000	
F 20 3_285.2	285.2	9.8	250	0.28	1300	4000	4.9	250	0.14	1300	4000	
F 20 3_316.9	316.9	8.8	250	0.25	1300	4000	4.4	250	0.12	1300	4000	
F 20 3_372.9	372.9	7.5	250	0.21	1300	4000	3.8	250	0.11	1300	4000	
F 20 3_419.3	419.3	6.7	250	0.19	1300	4000	3.3	250	0.09	1300	4000	
F 20 3_471.7	471.7	5.9	250	0.17	1300	4000	3.0	250	0.08	1300	4000	
F 20 3_545.3	545.3	5.1	250	0.14	1300	4000	2.6	250	0.07	1300	4000	

(—) Contact our technical service department advising radial load data (rotation direction, orientation, position)

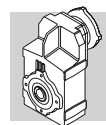


F 20

250 Nm



	i	n ₁ = 900 min ⁻¹					n ₁ = 500 min ⁻¹					
		n ₂ min ⁻¹	M _{n2} Nm	P _{n1} kW	R _{n1} N	R _{n2} N	n ₂ min ⁻¹	M _{n2} Nm	P _{n1} kW	R _{n1} N	R _{n2} N	
F 20 2_6.4	6.4	140	150	2.3	—	1990	218	183	4.4	—	2420	415
F 20 2_7.8	7.8	115	167	2.1	—	2110	64	189	1.3	—	2610	
F 20 2_8.7	8.7	103	180	2.0	—	2170	57	219	1.4	—	2640	
F 20 2_10.0	10.0	90	191	1.9	—	2260	50	221	1.2	—	2790	
F 20 2_11.2	11.2	80	205	1.8	—	2330	45	250	1.2	—	2830	
F 20 2_14.8	14.8	61	232	1.6	1210	2570	34	250	0.93	1790	3230	
F 20 2_18.1	18.1	50	250	1.4	1150	2740	27.7	250	0.76	1910	3500	
F 20 2_20.2	20.2	45	250	1.2	1320	2870	24.8	250	0.68	1960	3650	
F 20 2_23.1	23.1	39	250	1.1	1350	3040	21.6	250	0.60	1970	3860	
F 20 2_25.9	25.9	35	250	0.96	1500	3190	19.3	250	0.53	2010	4000	
F 20 2_30.4	30.4	29.6	250	0.82	1530	3400	16.5	250	0.45	2020	4000	
F 20 2_33.1	33.1	27.2	250	0.75	1580	3520	15.1	250	0.42	2040	4000	
F 20 2_37.9	37.9	23.8	250	0.65	1590	3720	13.2	250	0.36	2040	4000	
F 20 2_41.8	41.8	21.5	250	0.59	1610	3870	12.0	250	0.33	2070	4000	
F 20 2_44.8	44.8	20.1	250	0.55	1610	3970	11.2	250	0.31	2060	4000	
F 20 2_50.7	50.7	17.7	250	0.49	1640	4000	9.9	250	0.27	2090	4000	
F 20 2_56.7	56.7	15.9	250	0.44	1650	4000	8.8	250	0.24	2110	4000	
F 20 2_61.9	61.9	14.5	250	0.40	1660	4000	8.1	250	0.22	2110	4000	
F 20 2_69.1	69.1	13.0	250	0.36	1660	4000	7.2	250	0.20	2110	4000	
F 20 2_76.8	76.8	11.7	250	0.32	1670	4000	6.5	250	0.18	2120	4000	
F 20 2_90.4	90.4	10.0	250	0.27	1680	4000	5.5	250	0.15	2130	4000	
F 20 2_101.6	101.6	8.9	250	0.24	1680	4000	4.9	250	0.14	2130	4000	
F 20 2_114.3	114.3	7.9	250	0.22	1690	4000	4.4	250	0.12	2140	4000	
F 20 2_132.2	132.2	6.8	250	0.19	1690	4000	3.8	250	0.10	2150	4000	
F 20 3_156.3	156.3	5.8	250	0.16	1300	4000	3.2	250	0.09	1300	4000	
F 20 3_172.6	172.6	5.2	250	0.15	1300	4000	2.9	250	0.08	1300	4000	
F 20 3_184.9	184.9	4.9	250	0.14	1300	4000	2.7	250	0.08	1300	4000	
F 20 3_209.3	209.3	4.3	250	0.12	1300	4000	2.4	250	0.07	1300	4000	
F 20 3_234.0	234.0	3.8	250	0.11	1300	4000	2.1	250	0.06	1300	4000	
F 20 3_255.3	255.3	3.5	250	0.10	1300	4000	2.0	250	0.06	1300	4000	
F 20 3_285.2	285.2	3.2	250	0.09	1300	4000	1.8	250	0.05	1300	4000	
F 20 3_316.9	316.9	2.8	250	0.08	1300	4000	1.6	250	0.04	1300	4000	
F 20 3_372.9	372.9	2.4	250	0.07	1300	4000	1.3	250	0.04	1300	4000	
F 20 3_419.3	419.3	2.1	250	0.06	1300	4000	1.2	250	0.03	1300	4000	
F 20 3_471.7	471.7	1.9	250	0.05	1300	4000	1.1	250	0.03	1300	4000	
F 20 3_545.3	545.3	1.7	250	0.05	1300	4000	0.92	250	0.03	1300	4000	

(—) Contact our technical service department advising radial load data (rotation direction, orientation, position)

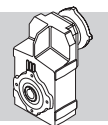


F 25

400 Nm



	i	n ₁ = 2800 min ⁻¹					n ₁ = 1400 min ⁻¹					
		n ₂ min ⁻¹	M _{n2} Nm	P _{n1} kW	R _{n1} N	R _{n2} N	n ₂ min ⁻¹	M _{n2} Nm	P _{n1} kW	R _{n1} N	R _{n2} N	
F 25 2_6.9	6.9	408	155	7.0	—	1840	204	195	4.4	—	2320	419
F 25 2_8.4	8.4	334	170	6.3	—	1950	167	215	4.0	—	2450	
F 25 2_9.4	9.4	299	180	5.9	—	2010	150	225	3.7	—	2540	
F 25 2_10.6	10.6	264	240	7.0	—	1850	132	305	4.4	—	2320	
F 25 2_13.0	13.0	216	255	6.1	—	1990	108	320	3.8	—	2510	
F 25 2_14.5	14.5	194	260	5.5	—	2080	97	330	3.5	—	2610	
F 25 2_16.6	16.6	168	270	5.0	—	2190	84	340	3.2	—	2760	
F 25 2_18.6	18.6	150	280	4.6	—	2270	75	350	2.9	—	2870	
F 25 2_21.8	21.8	128	280	4.0	—	2460	64	355	2.5	250	3090	
F 25 2_23.8	23.8	118	285	3.7	250	2540	59	360	2.3	300	3200	
F 25 2_27.2	27.2	103	290	3.3	250	2690	51	365	2.1	320	3400	
F 25 2_30.0	30.0	93	295	3.0	310	2800	47	370	1.9	410	3540	
F 25 2_32.2	32.2	87	295	2.8	310	2900	44	370	1.8	410	3660	
F 25 2_36.4	36.4	77	295	2.5	460	3070	38	370	1.6	600	3880	
F 25 2_40.7	40.7	69	295	2.2	560	3230	34	370	1.4	720	4080	
F 25 2_44.4	44.4	63	295	2.0	720	3360	32	370	1.3	720	4250	
F 25 3_45.6	45.6	61	340	2.4	1440	3100	31	400	1.4	1830	4030	
F 25 3_50.8	50.8	55	350	2.2	1450	3230	27.6	400	1.2	1850	4250	
F 25 3_58.3	58.3	48	365	2.0	1450	3390	24.0	400	1.1	1860	4530	
F 25 3_65.3	65.3	43	375	1.8	1450	3530	21.4	400	0.97	1870	4780	
F 25 3_76.6	76.6	37	395	1.6	1450	3730	18.3	400	0.82	1880	5140	
F 25 3_83.4	83.4	34	400	1.5	1450	3860	16.8	400	0.76	1880	5330	
F 25 3_95.5	95.5	29.3	400	1.3	1460	4130	14.7	400	0.66	1890	5660	
F 25 3_105.4	105.4	26.6	400	1.2	1470	4320	13.3	400	0.60	1890	5910	
F 25 3_113.0	113.0	24.8	400	1.1	1470	4470	12.4	400	0.56	1890	6090	
F 25 3_127.8	127.8	21.9	400	0.99	1480	4730	11.0	400	0.49	1900	6430	
F 25 3_143.0	143.0	19.6	400	0.88	1480	4980	9.8	400	0.44	1910	6500	
F 25 3_155.9	155.9	18.0	400	0.81	1480	5180	9.0	400	0.40	1910	6500	
F 25 3_174.2	174.2	16.1	400	0.72	1490	5440	8.0	400	0.36	1910	6500	
F 25 3_193.6	193.6	14.5	400	0.65	1490	5700	7.2	400	0.33	1910	6500	
F 25 3_227.8	227.8	12.3	400	0.55	1490	6120	6.1	400	0.28	1920	6500	
F 25 3_256.1	256.1	10.9	400	0.49	1490	6430	5.5	400	0.25	1920	6500	
F 25 3_288.1	288.1	9.7	400	0.44	1490	6500	4.9	400	0.22	1920	6500	
F 25 3_333.1	333.1	8.4	400	0.38	1500	6500	4.2	400	0.19	1930	6500	
F 25 4_393.9	393.9	7.1	400	0.33	1270	6500	3.6	400	0.17	1300	6500	
F 25 4_434.9	434.9	6.4	400	0.30	1290	6500	3.2	400	0.15	1300	6500	
F 25 4_466.0	466.0	6.0	400	0.28	1300	6500	3.0	400	0.14	1300	6500	
F 25 4_527.3	527.3	5.3	400	0.25	1300	6500	2.7	400	0.12	1300	6500	
F 25 4_589.7	589.7	4.7	400	0.22	1300	6500	2.4	400	0.11	1300	6500	
F 25 4_643.3	643.3	4.4	400	0.20	1300	6500	2.2	400	0.10	1300	6500	
F 25 4_718.7	718.7	3.9	400	0.18	1300	6500	1.9	400	0.09	1300	6500	
F 25 4_798.5	798.5	3.5	400	0.16	1300	6500	1.8	400	0.08	1300	6500	
F 25 4_939.8	939.8	3.0	400	0.14	1300	6500	1.5	400	0.07	1300	6500	
F 25 4_1057	1057	2.7	400	0.12	1300	6500	1.3	400	0.06	1300	6500	
F 25 4_1189	1189	2.4	400	0.11	1300	6500	1.2	400	0.05	1300	6500	
F 25 4_1374	1374	2.0	400	0.09	1300	6500	1.0	400	0.05	1300	6500	

(—) Contact our technical service department advising radial load data (rotation direction, orientation, position)

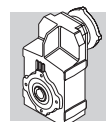


F 25

400 Nm



	i	n ₁ = 900 min ⁻¹					n ₁ = 500 min ⁻¹					
		n ₂ min ⁻¹	M _{n2} Nm	P _{n1} kW	R _{n1} N	R _{n2} N	n ₂ min ⁻¹	M _{n2} Nm	P _{n1} kW	R _{n1} N	R _{n2} N	
F 25 2_6.9	6.9	131	225	3.2	—	2690	73	255	2.0	370	3350	419
F 25 2_8.4	8.4	107	250	3.0	—	2840	60	260	1.7	590	3630	
F 25 2_9.4	9.4	96	260	2.8	—	2940	53	265	1.6	820	3780	
F 25 2_10.6	10.6	85	355	3.3	—	2680	47	395	2.0	360	3420	
F 25 2_13.0	13.0	69	370	2.8	—	2910	39	400	1.7	620	3750	
F 25 2_14.5	14.5	62	380	2.6	—	3030	35	400	1.5	940	3950	
F 25 2_16.6	16.6	54	395	2.4	—	3190	30	400	1.3	1070	4210	
F 25 2_18.6	18.6	48	400	2.1	300	3350	26.9	400	1.2	1330	4440	
F 25 2_21.8	21.8	41	400	1.8	420	3630	22.9	400	1.0	1450	4770	
F 25 2_23.8	23.8	38	400	1.7	530	3780	21.0	400	0.93	1560	4950	
F 25 2_27.2	27.2	33	400	1.5	610	4030	18.4	400	0.81	1640	5260	
F 25 2_30.0	30.0	30	400	1.3	760	4220	16.6	400	0.73	1790	5490	
F 25 2_32.2	32.2	28.0	400	1.2	760	4360	15.5	400	0.69	1790	5660	
F 25 2_36.4	36.4	24.7	400	1.1	970	4610	13.7	400	0.61	2000	5970	
F 25 2_40.7	40.7	22.1	375	0.91	1330	4950	12.3	375	0.51	2000	6360	
F 25 2_44.4	44.4	20.3	385	0.86	1230	5100	11.3	385	0.48	2000	6500	
F 25 3_45.6	45.6	19.8	400	0.89	2160	4960	11.0	400	0.49	2200	6420	
F 25 3_50.8	50.8	17.7	400	0.80	2180	5210	9.8	400	0.44	2200	6500	
F 25 3_58.3	58.3	15.4	400	0.69	2190	5540	8.6	400	0.39	2200	6500	
F 25 3_65.3	65.3	13.8	400	0.62	2200	5820	7.7	400	0.34	2200	6500	
F 25 3_76.6	76.6	11.8	400	0.53	2200	6240	6.5	400	0.29	2200	6500	
F 25 3_83.4	83.4	10.8	400	0.49	2200	6470	6.0	400	0.27	2200	6500	
F 25 3_95.5	95.5	9.4	400	0.42	2200	6500	5.2	400	0.24	2200	6500	
F 25 3_105.4	105.4	8.5	400	0.38	2200	6500	4.7	400	0.21	2200	6500	
F 25 3_113.0	113.0	8.0	400	0.36	2200	6500	4.4	400	0.20	2200	6500	
F 25 3_127.8	127.8	7.0	400	0.32	2200	6500	3.9	400	0.18	2200	6500	
F 25 3_143.0	143.0	6.3	400	0.28	2200	6500	3.5	400	0.16	2200	6500	
F 25 3_155.9	155.9	5.8	400	0.26	2200	6500	3.2	400	0.14	2200	6500	
F 25 3_174.2	174.2	5.2	400	0.23	2200	6500	2.9	400	0.13	2200	6500	
F 25 3_193.6	193.6	4.6	400	0.21	2200	6500	2.6	400	0.12	2200	6500	
F 25 3_227.8	227.8	4.0	400	0.18	2200	6500	2.2	400	0.10	2200	6500	
F 25 3_256.1	256.1	3.5	400	0.16	2200	6500	2.0	400	0.09	2200	6500	
F 25 3_288.1	288.1	3.1	400	0.14	2200	6500	1.7	400	0.08	2200	6500	
F 25 3_333.1	333.1	2.7	400	0.12	2200	6500	1.5	400	0.07	2200	6500	
F 25 4_393.9	393.9	2.3	400	0.11	1300	6500	1.3	400	0.06	1300	6500	
F 25 4_434.9	434.9	2.1	400	0.10	1300	6500	1.1	400	0.05	1300	6500	
F 25 4_466.0	466.0	1.9	400	0.09	1300	6500	1.1	400	0.05	1300	6500	
F 25 4_527.3	527.3	1.7	400	0.08	1300	6500	0.95	400	0.04	1300	6500	
F 25 4_589.7	589.7	1.5	400	0.07	1300	6500	0.85	400	0.04	1300	6500	
F 25 4_643.3	643.3	1.4	400	0.07	1300	6500	0.78	400	0.04	1300	6500	
F 25 4_718.7	718.7	1.3	400	0.06	1300	6500	0.70	400	0.03	1300	6500	
F 25 4_798.5	798.5	1.1	400	0.05	1300	6500	0.63	400	0.03	1300	6500	
F 25 4_939.8	939.8	0.96	400	0.04	1300	6500	0.53	400	0.02	1300	6500	
F 25 4_1057	1057	0.85	400	0.04	1300	6500	0.47	400	0.02	1300	6500	
F 25 4_1189	1189	0.76	400	0.04	1300	6500	0.42	400	0.02	1300	6500	
F 25 4_1374	1374	0.65	400	0.03	1300	6500	0.36	400	0.02	1300	6500	

(—) Contact our technical service department advising radial load data (rotation direction, orientation, position)

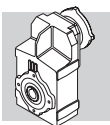


F 31

600 Nm

	i	n ₁ = 2800 min ⁻¹					n ₁ = 1400 min ⁻¹					
		n ₂ min ⁻¹	M _{n2} Nm	P _{n1} kW	R _{n1} N	R _{n2} N	n ₂ min ⁻¹	M _{n2} Nm	P _{n1} kW	R _{n1} N	R _{n2} N	
F 31 2_6.9	6.9	403	295	13.1	—	2710	201	360	8.0	—	3460	423
F 31 2_8.2	8.2	340	310	11.6	—	2880	170	375	7.0	—	3690	
F 31 2_9.0	9.0	311	310	10.6	—	3000	155	385	6.6	390	3810	
F 31 2_10.7	10.7	261	450	12.9	—	2790	130	525	7.5	500	3670	
F 31 2_12.7	12.7	220	475	11.5	—	2950	110	555	6.7	490	3880	
F 31 2_13.9	13.9	201	475	10.5	290	3100	100	570	6.3	650	4010	
F 31 2_16.8	16.8	167	475	8.7	510	3410	83	595	5.5	680	4310	
F 31 2_18.5	18.5	151	475	7.9	730	3580	76	600	5.0	910	4510	
F 31 2_21.1	21.1	133	475	6.9	830	3830	66	600	4.4	1030	4820	
F 31 2_23.4	23.4	120	475	6.3	1020	4020	60	600	4.0	1270	5060	
F 31 2_27.3	27.3	103	475	5.4	1100	4330	51	600	3.4	1380	5450	
F 31 2_30.1	30.1	93	475	4.9	1270	4540	46	600	3.1	1590	5710	
F 31 2_34.4	34.4	81	475	4.3	1330	4820	41	600	2.7	1660	6070	
F 31 2_37.7	37.7	74	475	3.9	1430	5030	37	600	2.5	1800	6330	
F 31 2_40.4	40.4	69	475	3.6	1440	5190	35	600	2.3	1800	6500	
F 31 2_44.6	44.6	63	475	3.3	1540	5430	31	600	2.1	1930	6500	
F 31 3_47.5	47.5	59	475	3.1	2110	5490	29.4	580	1.9	2200	6500	
F 31 3_52.1	52.1	54	485	2.9	2120	5680	26.9	600	1.8	2200	6500	
F 31 3_62.8	62.8	45	515	2.6	2120	6040	22.3	600	1.5	2200	6500	
F 31 3_69.1	69.1	41	530	2.4	2130	6250	20.3	600	1.4	2200	6500	
F 31 3_78.9	78.9	36	550	2.2	2120	6500	17.8	600	1.2	2200	6500	
F 31 3_87.4	87.4	32	570	2.1	2130	6500	16.0	600	1.1	2200	6500	
F 31 3_101.9	101.9	27.5	595	1.8	2130	6500	13.7	600	0.93	2200	6500	
F 31 3_112.5	112.5	24.9	600	1.7	2130	6500	12.4	600	0.84	2200	6500	
F 31 3_128.4	128.4	21.8	600	1.5	2140	6500	10.9	600	0.74	2200	6500	
F 31 3_140.7	140.7	19.9	600	1.3	2140	6500	9.9	600	0.67	2200	6500	
F 31 3_150.8	150.8	18.6	600	1.3	2140	6500	9.3	600	0.63	2200	6500	
F 31 3_166.8	166.8	16.8	600	1.1	2150	6500	8.4	600	0.57	2200	6500	
F 31 3_185.4	185.4	15.1	600	1.0	2160	6500	7.5	600	0.51	2200	6500	
F 31 3_202.3	202.3	13.8	600	0.94	2160	6500	6.9	600	0.47	2200	6500	
F 31 3_228.2	228.2	12.3	600	0.83	2160	6500	6.1	600	0.41	2200	6500	
F 31 3_253.6	253.6	11.0	600	0.75	2160	6500	5.5	600	0.37	2200	6500	
F 31 3_293.8	293.8	9.5	600	0.64	2170	6500	4.8	600	0.32	2200	6500	
F 31 3_332.8	332.8	8.4	600	0.57	2170	6500	4.2	600	0.28	2200	6500	
F 31 3_374.4	374.4	7.5	600	0.51	2170	6500	3.7	600	0.25	2200	6500	
F 31 4_418.9	418.9	6.7	600	0.47	1230	6500	3.3	600	0.23	1300	6500	
F 31 4_462.6	462.6	6.1	600	0.42	1250	6500	3.0	600	0.21	1300	6500	
F 31 4_527.8	527.8	5.3	600	0.37	1270	6500	2.7	600	0.19	1300	6500	
F 31 4_578.6	578.6	4.8	600	0.34	1290	6500	2.4	600	0.17	1300	6500	
F 31 4_619.9	619.9	4.5	600	0.32	1300	6500	2.3	600	0.16	1300	6500	
F 31 4_685.6	685.6	4.1	600	0.29	1300	6500	2.0	600	0.14	1300	6500	
F 31 4_762.3	762.3	3.7	600	0.26	1300	6500	1.8	600	0.13	1300	6500	
F 31 4_831.6	831.6	3.4	600	0.24	1300	6500	1.7	600	0.12	1300	6500	
F 31 4_938.2	938.2	3.0	600	0.21	1300	6500	1.5	600	0.10	1300	6500	
F 31 4_1042	1042	2.7	600	0.19	1300	6500	1.3	600	0.09	1300	6500	
F 31 4_1208	1208	2.3	600	0.16	1300	6500	1.2	600	0.08	1300	6500	
F 31 4_1368	1368	2.0	600	0.14	1300	6500	1.0	600	0.07	1300	6500	
F 31 4_1539	1539	1.8	600	0.13	1300	6500	0.91	600	0.06	1300	6500	

(—) Contact our technical service department advising radial load data (rotation direction, orientation, position)

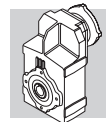


F 31

600 Nm



	i	n ₁ = 900 min ⁻¹					n ₁ = 500 min ⁻¹					
		n ₂ min ⁻¹	M _{n2} Nm	P _{n1} kW	R _{n1} N	R _{n2} N	n ₂ min ⁻¹	M _{n2} Nm	P _{n1} kW	R _{n1} N	R _{n2} N	
F 31 2_6.9	6.9	130	390	5.6	640	4120	72	390	3.1	2200	5350	
F 31 2_8.2	8.2	109	390	4.7	990	4450	61	390	2.6	2200	5760	
F 31 2_9.0	9.0	100	390	4.3	1320	4640	55	390	2.4	2200	5980	
F 31 2_10.7	10.7	84	600	5.5	670	4280	47	600	3.1	2200	5710	
F 31 2_12.7	12.7	71	600	4.7	1020	4670	39	600	2.6	2200	6170	
F 31 2_13.9	13.9	65	600	4.3	1350	4880	36	600	2.4	2200	6440	
F 31 2_16.8	16.8	54	600	3.5	1640	5340	29.8	600	2.0	2200	6500	
F 31 2_18.5	18.5	49	600	3.2	1915	5580	27.0	600	1.8	2200	6500	
F 31 2_21.1	21.1	43	600	2.8	2040	5950	23.7	600	1.6	2200	6500	
F 31 2_23.4	23.4	38	600	2.5	2200	6230	21.4	600	1.4	2200	6500	
F 31 2_27.3	27.3	33	600	2.2	2200	6500	18.3	600	1.2	2200	6500	
F 31 2_30.1	30.1	29.9	600	2.0	2200	6500	16.6	600	1.1	2200	6500	
F 31 2_34.4	34.4	26.2	600	1.7	2200	6500	14.6	600	0.96	2200	6500	
F 31 2_37.7	37.7	23.9	600	1.6	2200	6500	13.3	600	0.88	2200	6500	
F 31 2_40.4	40.4	22.3	600	1.5	2200	6500	12.4	600	0.82	2200	6500	
F 31 2_44.6	44.6	20.2	600	1.3	2200	6500	11.2	600	0.74	2200	6500	
F 31 3_47.5	47.5	18.9	600	1.3	2200	6500	10.5	600	0.71	2200	6500	
F 31 3_52.1	52.1	17.3	600	1.2	2200	6500	9.6	600	0.65	2200	6500	
F 31 3_62.8	62.8	14.3	600	0.97	2200	6500	8.0	600	0.54	2200	6500	
F 31 3_69.1	69.1	13.0	600	0.88	2200	6500	7.2	600	0.49	2200	6500	
F 31 3_78.9	78.9	11.4	600	0.77	2200	6500	6.3	600	0.43	2200	6500	
F 31 3_87.4	87.4	10.3	600	0.70	2200	6500	5.7	600	0.39	2200	6500	
F 31 3_101.9	101.9	8.8	600	0.60	2200	6500	4.9	600	0.33	2200	6500	
F 31 3_112.5	112.5	8.0	600	0.54	2200	6500	4.4	600	0.30	2200	6500	
F 31 3_128.4	128.4	7.0	600	0.47	2200	6500	3.9	600	0.26	2200	6500	
F 31 3_140.7	140.7	6.4	600	0.43	2200	6500	3.6	600	0.24	2200	6500	
F 31 3_150.8	150.8	6.0	600	0.40	2200	6500	3.3	600	0.22	2200	6500	
F 31 3_166.8	166.8	5.4	600	0.36	2200	6500	3.0	600	0.20	2200	6500	
F 31 3_185.4	185.4	4.9	600	0.33	2200	6500	2.7	600	0.18	2200	6500	
F 31 3_202.3	202.3	4.4	600	0.30	2200	6500	2.5	600	0.17	2200	6500	
F 31 3_228.2	228.2	3.9	600	0.27	2200	6500	2.2	600	0.15	2200	6500	
F 31 3_253.6	253.6	3.5	600	0.24	2200	6500	2.0	600	0.13	2200	6500	
F 31 3_293.8	293.8	3.1	600	0.21	2200	6500	1.7	600	0.11	2200	6500	
F 31 3_332.8	332.8	2.7	600	0.18	2200	6500	1.5	600	0.10	2200	6500	
F 31 3_374.4	374.4	2.4	600	0.16	2200	6500	1.3	600	0.09	2200	6500	
F 31 4_418.9	418.9	2.1	600	0.15	1300	6500	1.2	600	0.08	1300	6500	
F 31 4_462.6	462.6	1.9	600	0.14	1300	6500	1.1	600	0.08	1300	6500	
F 31 4_527.8	527.8	1.7	600	0.12	1300	6500	0.95	600	0.07	1300	6500	
F 31 4_578.6	578.6	1.6	600	0.11	1300	6500	0.86	600	0.06	1300	6500	
F 31 4_619.9	619.9	1.5	600	0.10	1300	6500	0.81	600	0.06	1300	6500	
F 31 4_685.6	685.6	1.3	600	0.09	1300	6500	0.73	600	0.05	1300	6500	
F 31 4_762.3	762.3	1.2	600	0.08	1300	6500	0.66	600	0.05	1300	6500	
F 31 4_831.6	831.6	1.1	600	0.08	1300	6500	0.60	600	0.04	1300	6500	
F 31 4_938.2	938.2	0.96	600	0.07	1300	6500	0.53	600	0.04	1300	6500	
F 31 4_1042	1042	0.86	600	0.06	1300	6500	0.48	600	0.03	1300	6500	
F 31 4_1208	1208	0.75	600	0.05	1300	6500	0.41	600	0.03	1300	6500	
F 31 4_1368	1368	0.66	600	0.05	1300	6500	0.37	600	0.03	1300	6500	
F 31 4_1539	1539	0.58	600	0.04	1300	6500	0.32	600	0.02	1300	6500	

423

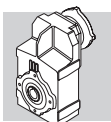


F 41

1100 Nm



	i	n ₁ = 2800 min ⁻¹					n ₁ = 1400 min ⁻¹					
		n ₂ min ⁻¹	M _{n2} Nm	P _{n1} kW	R _{n1} N	R _{n2} N	n ₂ min ⁻¹	M _{n2} Nm	P _{n1} kW	R _{n1} N	R _{n2} N	
F 41 2_6.7	6.7	416	460	21	—	3410	208	580	13.3	—	4290	427
F 41 2_9.1	9.1	306	515	17.4	—	3750	153	650	11.0	—	4730	
F 41 2_10.8	10.8	260	715	21	—	3310	130	900	12.9	—	4170	
F 41 2_14.6	14.6	191	805	17.0	—	3620	96	1015	10.7	—	4560	
F 41 2_17.1	17.1	164	835	15.1	—	3860	82	1055	9.5	—	4850	
F 41 2_18.9	18.9	148	860	14.0	410	4000	74	1085	8.9	500	5030	
F 41 2_24.1	24.1	116	875	11.2	650	4540	58	1100	7.0	840	5730	
F 41 2_30.1	30.1	93	875	9.0	980	5130	46	1100	5.6	1260	6470	
F 41 2_38.2	38.2	73	875	7.1	1260	5810	37	1100	4.4	1600	7330	
F 41 2_47.9	47.9	58	850	5.5	1680	6600	29.2	1070	3.4	2120	8320	
F 41 3_51.5	51.5	54	880	5.4	3030	6750	27.2	1085	3.3	3500	8500	
F 41 3_60.2	60.2	46	930	4.9	3030	7100	23.2	1100	2.9	3500	8500	
F 41 3_66.5	66.5	42	980	4.6	3030	7280	21.1	1100	2.6	3500	8500	
F 41 3_84.9	84.9	33	1065	4.0	3030	7890	16.5	1100	2.0	3500	8500	
F 41 3_106.0	106.0	26.4	1100	3.3	3040	8500	13.2	1100	1.6	3500	8500	
F 41 3_134.4	134.4	20.8	1100	2.6	3050	8500	10.4	1100	1.3	3500	8500	
F 41 3_168.7	168.7	16.6	1100	2.1	3070	8500	8.3	1100	1.0	3500	8500	
F 41 3_180.7	180.7	15.5	1100	1.9	3070	8500	7.7	1100	0.96	3500	8500	
F 41 3_198.9	198.9	14.1	1100	1.7	3080	8500	7.0	1100	0.87	3500	8500	
F 41 3_220.1	220.1	12.7	1100	1.6	3090	8500	6.4	1100	0.79	3500	8500	
F 41 3_240.1	240.1	11.7	1100	1.4	3090	8500	5.8	1100	0.72	3500	8500	
F 41 3_266.9	266.9	10.5	1100	1.3	3090	8500	5.2	1100	0.65	3500	8500	
F 41 3_296.6	296.6	9.4	1100	1.2	3090	8500	4.7	1100	0.58	3500	8500	
F 41 3_344.8	344.8	8.1	1100	1.0	3100	8500	4.1	1100	0.50	3500	8500	
F 41 4_433.7	433.7	6.5	1100	0.83	1480	8500	3.2	1100	0.41	1910	8500	
F 41 4_549.8	549.8	5.1	1100	0.65	1520	8500	2.5	1100	0.33	1940	8500	
F 41 4_690.1	690.1	4.1	1100	0.52	1540	8500	2.0	1100	0.26	1970	8500	
F 41 4_739.4	739.4	3.8	1100	0.48	1550	8500	1.9	1100	0.24	1980	8500	
F 41 4_813.8	813.8	3.4	1100	0.44	1560	8500	1.7	1100	0.22	1990	8500	
F 41 4_900.5	900.5	3.1	1100	0.40	1570	8500	1.6	1100	0.20	2000	8500	
F 41 4_982.4	982.4	2.9	1100	0.36	1570	8500	1.4	1100	0.18	2000	8500	
F 41 4_1092	1092	2.6	1100	0.33	1580	8500	1.3	1100	0.16	2010	8500	
F 41 4_1213	1213	2.3	1100	0.30	1590	8500	1.2	1100	0.15	2020	8500	
F 41 4_1411	1411	2.0	1100	0.25	1600	8500	1.0	1100	0.13	2020	8500	

(—) Contact our technical service department advising radial load data (rotation direction, orientation, position)

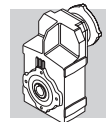


F 41

1100 Nm



	i	$n_1 = 900 \text{ min}^{-1}$					$n_1 = 500 \text{ min}^{-1}$					
		n_2 min ⁻¹	M_{n2} Nm	P_{n1} kW	R_{n1} N	R_{n2} N	n_2 min ⁻¹	M_{n2} Nm	P_{n1} kW	R_{n1} N	R_{n2} N	
F 41 2_6.7	6.7	134	670	9.9	—	4980	74	700	5.7	1760	6450	427
F 41 2_9.1	9.1	99	700	7.6	680	5660	55	700	4.2	2850	7410	
F 41 2_10.8	10.8	84	1025	9.4	480	4900	46	1100	5.6	1950	6480	
F 41 2_14.6	14.6	62	1100	7.5	860	5550	34	1100	4.1	3030	7590	
F 41 2_17.1	17.1	53	1100	6.4	1230	6060	29.2	1100	3.5	3400	8210	
F 41 2_18.9	18.9	48	1100	5.8	1760	6390	26.5	1100	3.2	3500	8500	
F 41 2_24.1	24.1	37	1100	4.5	2210	7260	20.7	1100	2.5	3500	8500	
F 41 2_30.1	30.1	29.9	1100	3.6	2630	8120	16.6	1100	2.0	3500	8500	
F 41 2_38.2	38.2	23.6	1100	2.9	2970	8500	13.1	1100	1.6	3500	8500	
F 41 2_47.9	47.9	18.8	1070	2.2	3490	8500	10.4	1070	1.2	3500	8500	
F 41 3_51.5	51.5	17.5	1100	2.2	3500	8500	9.7	1100	1.2	3500	8500	
F 41 3_60.2	60.2	14.9	1100	1.9	3500	8500	8.3	1100	1.0	3500	8500	
F 41 3_66.5	66.5	13.5	1100	1.7	3500	8500	7.5	1100	0.93	3500	8500	
F 41 3_84.9	84.9	10.6	1100	1.3	3500	8500	5.9	1100	0.73	3500	8500	
F 41 3_106.0	106.0	8.5	1100	1.1	3500	8500	4.7	1100	0.58	3500	8500	
F 41 3_134.4	134.4	6.7	1100	0.83	3500	8500	3.7	1100	0.46	3500	8500	
F 41 3_168.7	168.7	5.3	1100	0.66	3500	8500	3.0	1100	0.37	3500	8500	
F 41 3_180.7	180.7	5.0	1100	0.62	3500	8500	2.8	1100	0.34	3500	8500	
F 41 3_198.9	198.9	4.5	1100	0.56	3500	8500	2.5	1100	0.31	3500	8500	
F 41 3_220.1	220.1	4.1	1100	0.51	3500	8500	2.3	1100	0.28	3500	8500	
F 41 3_240.1	240.1	3.7	1100	0.46	3500	8500	2.1	1100	0.26	3500	8500	
F 41 3_266.9	266.9	3.4	1100	0.42	3500	8500	1.9	1100	0.23	3500	8500	
F 41 3_296.6	296.6	3.0	1100	0.38	3500	8500	1.7	1100	0.21	3500	8500	
F 41 3_344.8	344.8	2.6	1100	0.32	3500	8500	1.5	1100	0.18	3500	8500	
F 41 4_433.7	433.7	2.1	1100	0.27	2200	8500	1.2	1100	0.15	2200	8500	
F 41 4_549.8	549.8	1.6	1100	0.21	2200	8500	0.91	1100	0.12	2200	8500	
F 41 4_690.1	690.1	1.3	1100	0.17	2200	8500	0.72	1100	0.09	2200	8500	
F 41 4_739.4	739.4	1.2	1100	0.16	2200	8500	0.68	1100	0.09	2200	8500	
F 41 4_813.8	813.8	1.1	1100	0.14	2200	8500	0.61	1100	0.08	2200	8500	
F 41 4_900.5	900.5	1.0	1100	0.13	2200	8500	0.56	1100	0.07	2200	8500	
F 41 4_982.4	982.4	0.92	1100	0.12	2200	8500	0.51	1100	0.07	2200	8500	
F 41 4_1092	1092	0.82	1100	0.11	2200	8500	0.46	1100	0.06	2200	8500	
F 41 4_1213	1213	0.74	1100	0.09	2200	8500	0.41	1100	0.05	2200	8500	
F 41 4_1411	1411	0.64	1100	0.08	2200	8500	0.35	1100	0.05	2200	8500	

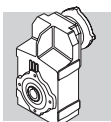
(—) Contact our technical service department advising radial load data (rotation direction, orientation, position)



F 51



1800 Nm

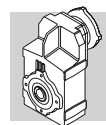
	i	n ₁ = 2800 min ⁻¹					n ₁ = 1400 min ⁻¹					
		n ₂ min ⁻¹	M _{n2} Nm	P _{n1} kW	R _{n1} N	R _{n2} N	n ₂ min ⁻¹	M _{n2} Nm	P _{n1} kW	R _{n1} N	R _{n2} N	
F 51 2_7.2	7.2	389	775	33	990	4170	195	975	21	1440	5260	431
F 51 2_9.1	9.1	309	875	30	890	4400	155	1100	18.8	1320	5550	
F 51 2_11.1	11.1	252	1055	29	1460	4530	126	1330	18.5	2010	5700	
F 51 2_14.0	14.0	200	1125	25	1580	4920	100	1420	15.7	2150	6200	
F 51 2_18.8	18.8	149	1225	20	1660	5480	74	1545	12.7	2240	6900	
F 51 2_23.8	23.8	118	1310	17.0	1710	5960	59	1650	10.7	2290	7520	
F 51 2_30.0	30.0	93	1350	13.9	1760	6610	47	1700	8.7	2330	8340	
F 51 2_37.1	37.1	75	1350	11.2	1910	7350	38	1700	7.1	2410	9260	
F 51 3_48.9	48.9	57	1505	9.7	2600	7800	28.6	1800	5.8	3310	10100	
F 51 3_65.8	65.8	43	1650	7.9	2610	8640	21.3	1800	4.3	3380	11600	
F 51 3_83.2	83.2	34	1770	6.7	2630	9380	16.8	1800	3.4	3440	12000	
F 51 3_105.1	105.1	26.6	1800	5.4	2650	10400	13.3	1800	2.7	3460	12000	
F 51 3_129.9	129.9	21.6	1800	4.4	2670	11600	10.8	1800	2.2	3490	12000	
F 51 3_165.6	165.6	16.9	1800	3.4	2700	12000	8.5	1800	1.7	3500	12000	
F 51 3_202.4	202.4	13.8	1800	2.8	2710	12000	6.9	1800	1.4	3500	12000	
F 51 3_216.9	216.9	12.9	1800	2.6	2710	12000	6.5	1800	1.3	3500	12000	
F 51 3_239.8	239.8	11.7	1800	2.4	2730	12000	5.8	1800	1.2	3500	12000	
F 51 3_262.1	262.1	10.7	1800	2.2	2730	12000	5.3	1800	1.1	3500	12000	
F 51 3_285.9	285.9	9.8	1800	2.0	2730	12000	4.9	1800	0.99	3500	12000	
F 51 3_317.3	317.3	8.8	1800	1.8	2740	12000	4.4	1800	0.89	3500	12000	
F 51 3_352.5	352.5	7.9	1800	1.6	2740	12000	4.0	1800	0.80	3500	12000	
F 51 4_429.1	429.1	6.5	1800	1.4	1930	12000	3.3	1800	0.68	2200	12000	
F 51 4_530.5	530.5	5.3	1800	1.1	1970	12000	2.6	1800	0.55	2200	12000	
F 51 4_676.3	676.3	4.1	1800	0.87	2020	12000	2.1	1800	0.43	2200	12000	
F 51 4_826.4	826.4	3.4	1800	0.71	2040	12000	1.7	1800	0.35	2200	12000	
F 51 4_885.5	885.5	3.2	1800	0.66	2050	12000	1.6	1800	0.33	2200	12000	
F 51 4_979.4	979.4	2.9	1800	0.60	2060	12000	1.4	1800	0.30	2200	12000	
F 51 4_1070	1070	2.6	1800	0.55	2070	12000	1.3	1800	0.27	2200	12000	
F 51 4_1168	1168	2.4	1800	0.50	2080	12000	1.2	1800	0.25	2200	12000	
F 51 4_1296	1296	2.2	1800	0.45	2090	12000	1.1	1800	0.23	2200	12000	
F 51 4_1439	1439	1.9	1800	0.41	2100	12000	1.0	1800	0.20	2200	12000	





F 51

1800 Nm

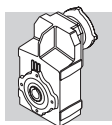
	i	n ₁ = 900 min ⁻¹					n ₁ = 500 min ⁻¹					
		n ₂ min ⁻¹	M _{n2} Nm	P _{n1} kW	R _{n1} N	R _{n2} N	n ₂ min ⁻¹	M _{n2} Nm	P _{n1} kW	R _{n1} N	R _{n2} N	
F 51 2_7.2	7.2	125	1100	15.2	1940	6170	70	1100	8.4	3190	8140	431
F 51 2_9.1	9.1	99	1100	12.1	2450	6900	55	1100	6.7	3440	9030	
F 51 2_11.1	11.1	81	1520	13.6	2450	6660	45	1700	8.4	3190	8480	
F 51 2_14.0	14.0	64	1620	11.5	2550	7250	36	1700	6.7	3440	9500	
F 51 2_18.8	18.8	48	1700	9.0	2690	8230	26.6	1700	5.0	3500	10900	
F 51 2_23.8	23.8	38	1700	7.1	2870	9250	21.0	1700	3.9	3500	12000	
F 51 2_30.0	30.0	30	1700	5.6	2960	10300	16.6	1700	3.1	3500	12000	
F 51 2_37.1	37.1	24.2	1700	4.5	3040	11400	13.5	1700	2.5	3500	12000	
F 51 3_48.9	48.9	18.4	1800	3.7	3500	12000	10.2	1800	2.1	3500	12000	
F 51 3_65.8	65.8	13.7	1800	2.8	3500	12000	7.6	1800	1.5	3500	12000	
F 51 3_83.2	83.2	10.8	1800	2.2	3500	12000	6.0	1800	1.2	3500	12000	
F 51 3_105.1	105.1	8.6	1800	1.7	3500	12000	4.8	1800	0.96	3500	12000	
F 51 3_129.9	129.9	6.9	1800	1.4	3500	12000	3.8	1800	0.78	3500	12000	
F 51 3_165.6	165.6	5.4	1800	1.1	3500	12000	3.0	1800	0.61	3500	12000	
F 51 3_202.4	202.4	4.4	1800	0.90	3500	12000	2.5	1800	0.50	3500	12000	
F 51 3_216.9	216.9	4.2	1800	0.84	3500	12000	2.3	1800	0.47	3500	12000	
F 51 3_239.8	239.8	3.8	1800	0.76	3500	12000	2.1	1800	0.42	3500	12000	
F 51 3_262.1	262.1	3.4	1800	0.70	3500	12000	1.9	1800	0.39	3500	12000	
F 51 3_285.9	285.9	3.1	1800	0.64	3500	12000	1.7	1800	0.35	3500	12000	
F 51 3_317.3	317.3	2.8	1800	0.57	3500	12000	1.6	1800	0.32	3500	12000	
F 51 3_352.5	352.5	2.6	1800	0.52	3500	12000	1.4	1800	0.29	3500	12000	
F 51 4_429.1	429.1	2.1	1800	0.44	2200	12000	1.2	1800	0.24	2200	12000	
F 51 4_530.5	530.5	1.7	1800	0.36	2200	12000	0.94	1800	0.20	2200	12000	
F 51 4_676.3	676.3	1.3	1800	0.28	2200	12000	0.74	1800	0.15	2200	12000	
F 51 4_826.4	826.4	1.1	1800	0.23	2200	12000	0.61	1800	0.13	2200	12000	
F 51 4_885.5	885.5	1.0	1800	0.21	2200	12000	0.56	1800	0.12	2200	12000	
F 51 4_979.4	979.4	0.92	1800	0.19	2200	12000	0.51	1800	0.11	2200	12000	
F 51 4_1070	1070	0.84	1800	0.18	2200	12000	0.47	1800	0.10	2200	12000	
F 51 4_1168	1168	0.77	1800	0.16	2200	12000	0.43	1800	0.09	2200	12000	
F 51 4_1296	1296	0.69	1800	0.15	2200	12000	0.39	1800	0.08	2200	12000	
F 51 4_1439	1439	0.63	1800	0.13	2200	12000	0.35	1800	0.07	2200	12000	



F 60 2900 Nm

	i	n ₁ = 2800 min ⁻¹					n ₁ = 1400 min ⁻¹					
		n ₂ min ⁻¹	M _{n2} Nm	P _{n1} kW	R _{n1} N	R _{n2} N	n ₂ min ⁻¹	M _{n2} Nm	P _{n1} kW	R _{n1} N	R _{n2} N	
F 60 3_9.0	9.0	311	920	32	—	13300	156	1160	20	—	16500	435
F 60 3_9.7	9.7	289	1000	33	—	13600	144	1250	20	—	16700	
F 60 3_11.8	11.8	237	1030	28	—	14600	119	1300	17.4	—	17800	
F 60 3_12.7	12.7	220	1110	28	—	14700	110	1400	17.4	—	18000	
F 60 3_14.5	14.5	193	1110	24	—	15500	97	1400	15.3	—	19000	
F 60 3_15.7	15.7	178	1200	24	—	15600	89	1500	15.1	—	19200	
F 60 3_19.1	19.1	147	1200	19.9	—	16800	73	1500	12.4	—	20000	
F 60 3_20.7	20.7	135	1300	19.9	—	17000	68	1640	12.5	—	20000	
F 60 3_23.5	23.5	119	1260	17.0	—	17900	60	1590	10.7	—	20000	
F 60 3_25.4	25.4	110	1370	17.1	—	18100	55	1720	10.7	—	20000	
F 60 3_29.6	29.6	95	2750	29	820	15900	47	2900	15.5	2630	20000	
F 60 3_32.1	32.1	87	2800	28	1290	16200	44	2900	14.3	3260	20000	
F 60 3_38.8	38.8	72	2900	24	1260	17500	36	2900	11.8	3480	20000	
F 60 3_42.1	42.1	67	2900	22	1820	17900	33	2900	10.9	3720	20000	
F 60 3_47.8	47.8	59	2900	19.2	1770	19100	29.3	2900	9.6	3730	20000	
F 60 3_51.8	51.8	54	2900	17.7	2290	19500	27.0	2900	8.9	3830	20000	
F 60 3_63.0	63.0	44	2900	14.6	2310	20000	22.2	2900	7.3	3850	20000	
F 60 3_68.3	68.3	41	2900	13.4	2790	20000	20.5	2900	6.7	3940	20000	
F 60 3_77.6	77.6	36	2900	11.8	2620	20000	18.0	2900	5.9	3920	20000	
F 60 3_84.0	84.0	33	2900	10.9	2960	20000	16.7	2900	5.5	4010	20000	
F 60 3_98.2	98.2	28.5	2900	9.3	2910	20000	14.3	2900	4.7	3980	20000	
F 60 3_106.4	106.4	26.3	2900	8.6	3020	20000	13.2	2900	4.3	4070	20000	
F 60 3_120.5	120.5	23.2	2900	7.6	2970	20000	11.6	2900	3.8	4030	20000	
F 60 3_130.5	130.5	21.5	2900	7.0	3060	20000	10.7	2900	3.5	4110	20000	
F 60 3_150.4	150.4	18.6	2900	6.1	3010	20000	9.3	2900	3.0	4060	20000	
F 60 3_162.9	162.9	17.2	2900	5.6	3090	20000	8.6	2900	2.8	4140	20000	
F 60 3_185.9	185.9	15.1	2900	4.9	3050	20000	7.5	2900	2.5	4100	20000	
F 60 3_201.4	201.4	13.9	2900	4.6	3130	20000	7.0	2900	2.3	4180	20000	
F 60 3_217.6	217.6	12.9	2900	4.2	3070	20000	6.4	2900	2.1	4120	20000	
F 60 3_235.8	235.8	11.9	2900	3.9	3140	20000	5.9	2900	1.9	4190	20000	
F 60 3_259.1	259.1	10.8	2900	3.5	3080	20000	5.4	2900	1.8	4130	20000	
F 60 3_280.7	280.7	10.0	2900	3.3	3150	20000	5.0	2900	1.6	4200	20000	
F 60 4_315.4	315.4	8.9	2900	3.0	3500	20000	4.4	2900	1.5	3500	20000	
F 60 4_341.7	341.7	8.2	2900	2.8	3500	20000	4.1	2900	1.4	3500	20000	
F 60 4_399.3	399.3	7.0	2900	2.4	3500	20000	3.5	2900	1.2	3500	20000	
F 60 4_432.6	432.6	6.5	2900	2.2	3500	20000	3.2	2900	1.1	3500	20000	
F 60 4_489.8	489.8	5.7	2900	1.9	3500	20000	2.9	2900	0.96	3500	20000	
F 60 4_530.7	530.7	5.3	2900	1.8	3500	20000	2.6	2900	0.89	3500	20000	
F 60 4_611.4	611.4	4.6	2900	1.5	3500	20000	2.3	2900	0.77	3500	20000	
F 60 4_662.4	662.4	4.2	2900	1.4	3500	20000	2.1	2900	0.71	3500	20000	
F 60 4_756.0	756.0	3.7	2900	1.2	3500	20000	1.9	2900	0.62	3500	20000	
F 60 4_819.0	819.0	3.4	2900	1.1	3500	20000	1.7	2900	0.57	3500	20000	
F 60 4_885.1	885.1	3.2	2900	1.1	3500	20000	1.6	2900	0.53	3500	20000	
F 60 4_958.9	958.9	2.9	2900	0.98	3500	20000	1.5	2900	0.49	3500	20000	
F 60 4_1054	1054	2.7	2900	0.89	3500	20000	1.3	2900	0.45	3500	20000	
F 60 4_1141	1141	2.5	2900	0.83	3500	20000	1.2	2900	0.41	3500	20000	

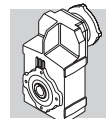
(—) Contact our technical service department advising radial load data (rotation direction, orientation, position)



F 60 2900 Nm

	i	n ₁ = 900 min ⁻¹					n ₁ = 500 min ⁻¹					
		n ₂ min ⁻¹	M _{n2} Nm	P _{n1} kW	R _{n1} N	R _{n2} N	n ₂ min ⁻¹	M _{n2} Nm	P _{n1} kW	R _{n1} N	R _{n2} N	
F 60 3_9.0	9.0	100	1340	15.1	—	18800	56	1630	10.2	—	20000	435
F 60 3_9.7	9.7	93	1460	15.3	—	19000	52	1780	10.4	—	20000	
F 60 3_11.8	11.8	76	1500	12.9	—	20000	42	1830	8.8	—	20000	
F 60 3_12.7	12.7	71	1620	13.0	—	20000	39	1900	8.4	600	20000	
F 60 3_14.5	14.5	62	1620	11.4	—	20000	34	1900	7.4	490	20000	
F 60 3_15.7	15.7	57	1750	11.3	—	20000	32	1900	6.8	1630	20000	
F 60 3_19.1	19.1	47	1750	9.3	—	20000	26.2	1900	5.6	1660	20000	
F 60 3_20.7	20.7	43	1900	9.3	—	20000	24.2	1900	5.2	2700	20000	
F 60 3_23.5	23.5	38	1840	8.0	—	20000	21.3	1900	4.6	2340	20000	
F 60 3_25.4	25.4	35	1900	7.6	620	20000	19.7	1900	4.2	3330	20000	
F 60 3_29.6	29.6	30	2900	10.0	4220	20000	16.9	2900	5.5	4700	20000	
F 60 3_32.1	32.1	28.0	2900	9.2	4350	20000	15.6	2900	5.1	4700	20000	
F 60 3_38.8	38.8	23.2	2900	7.6	4420	20000	12.9	2900	4.2	4700	20000	
F 60 3_42.1	42.1	21.4	2900	7.0	4530	20000	11.9	2900	3.9	4700	20000	
F 60 3_47.8	47.8	18.8	2900	6.2	4530	20000	10.5	2900	3.4	4700	20000	
F 60 3_51.8	51.8	17.4	2900	5.7	4640	20000	9.7	2900	3.2	4700	20000	
F 60 3_63.0	63.0	14.3	2900	4.7	4660	20000	7.9	2900	2.6	4700	20000	
F 60 3_68.3	68.3	13.2	2900	4.3	4700	20000	7.3	2900	2.4	4700	20000	
F 60 3_77.6	77.6	11.6	2900	3.8	4700	20000	6.4	2900	2.1	4700	20000	
F 60 3_84.0	84.0	10.7	2900	3.5	4700	20000	6.0	2900	1.9	4700	20000	
F 60 3_98.2	98.2	9.2	2900	3.0	4700	20000	5.1	2900	1.7	4700	20000	
F 60 3_106.4	106.4	8.5	2900	2.8	4700	20000	4.7	2900	1.5	4700	20000	
F 60 3_120.5	120.5	7.5	2900	2.4	4700	20000	4.1	2900	1.4	4700	20000	
F 60 3_130.5	130.5	6.9	2900	2.3	4700	20000	3.8	2900	1.3	4700	20000	
F 60 3_150.4	150.4	6.0	2900	2.0	4700	20000	3.3	2900	1.1	4700	20000	
F 60 3_162.9	162.9	5.5	2900	1.8	4700	20000	3.1	2900	1.0	4700	20000	
F 60 3_185.9	185.9	4.8	2900	1.6	4700	20000	2.7	2900	0.88	4700	20000	
F 60 3_201.4	201.4	4.5	2900	1.5	4700	20000	2.5	2900	0.81	4700	20000	
F 60 3_217.6	217.6	4.1	2900	1.4	4700	20000	2.3	2900	0.75	4700	20000	
F 60 3_235.8	235.8	3.8	2900	1.3	4700	20000	2.1	2900	0.69	4700	20000	
F 60 3_259.1	259.1	3.5	2900	1.1	4700	20000	1.9	2900	0.63	4700	20000	
F 60 3_280.7	280.7	3.2	2900	1.1	4700	20000	1.8	2900	0.58	4700	20000	
F 60 4_315.4	315.4	2.9	2900	0.96	3500	20000	1.6	2900	0.53	3500	20000	
F 60 4_341.7	341.7	2.6	2900	0.89	3500	20000	1.5	2900	0.49	3500	20000	
F 60 4_399.3	399.3	2.3	2900	0.76	3500	20000	1.3	2900	0.42	3500	20000	
F 60 4_432.6	432.6	2.1	2900	0.70	3500	20000	1.2	2900	0.39	3500	20000	
F 60 4_489.8	489.8	1.8	2900	0.62	3500	20000	1.0	2900	0.34	3500	20000	
F 60 4_530.7	530.7	1.7	2900	0.57	3500	20000	0.94	2900	0.32	3500	20000	
F 60 4_611.4	611.4	1.5	2900	0.50	3500	20000	0.82	2900	0.28	3500	20000	
F 60 4_662.4	662.4	1.4	2900	0.46	3500	20000	0.75	2900	0.25	3500	20000	
F 60 4_756.0	756.0	1.2	2900	0.40	3500	20000	0.66	2900	0.22	3500	20000	
F 60 4_819.0	819.0	1.1	2900	0.37	3500	20000	0.61	2900	0.21	3500	20000	
F 60 4_885.1	885.1	1.0	2900	0.34	3500	20000	0.56	2900	0.19	3500	20000	
F 60 4_958.9	958.9	0.94	2900	0.32	3500	20000	0.52	2900	0.18	3500	20000	
F 60 4_1054	1054	0.85	2900	0.29	3500	20000	0.47	2900	0.16	3500	20000	
F 60 4_1141	1141	0.79	2900	0.27	3500	20000	0.44	2900	0.15	3500	20000	

(—) Contact our technical service department advising radial load data (rotation direction, orientation, position)



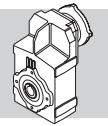
59 MOTOR AVAILABILITY

Please be aware that motor-gearbox combinations resulting from charts (D48) and (D49) are purely based on geometrical compatibility.


When selecting a gearmotor, refer to procedure specified at paragraph 11 and observe particularly the condition $S \geq f_s$.

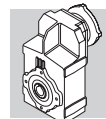
(D 48)

		IEC_  (IM B5)								
		P63 P71	P80 P90	P100 P112	P132	P160	P180	P200	P225	P250
F 10 2	i =	7.4_127.1	7.4_91.5	7.4_91.5						
F 20 2		8.7_132.2 ⊖(14.8_18.1)	6.4_114.3	6.4_114.3						
F 20 3		156.3_545.3	156.3_545.3	156.3_545.3						
F 25 2		9.4_44.4 ⊖(10.6_13.0)	6.9_44.4	6.9_44.4						
F 25 3		50.8_333.1	45.6_288.1	45.6_288.1						
F 25 4		393.9_1374	393.9_1374	393.9_1374						
F 31 2		18.5_44.6	6.9_44.6	6.9_44.6	6.9_37.7					
F 31 3		69.1_374.4	47.5_374.4	47.5_374.4	47.5_140.7					
F 31 4		418.9_1539	418.9_1539	418.9_1539						
F 41 2		24.1_47.9	6.7_47.9	6.7_47.9	6.7_47.9					
F 41 3		84.9_344.8	51.5_344.8	51.5_344.8	51.5_168.7					
F 41 4		433.7_1411	433.7_1411	433.7_1411						
F 51 2		30.0_37.1	7.2_37.1	7.2_37.1	7.2_37.1	7.2_37.1	7.2_37.1			
F 51 3		105.1_352.5	48.9_352.5	48.9_352.5	48.9_202.4	48.9_202.4	48.9_202.4			
F 51 4		429.1_1439	429.1_1439	429.1_1439	429.1_826.4					
F 60 3		98.2_280.7 ⊖(29.6_32.1)	11.8_280.7 ⊖(29.6_32.1)	11.8_280.7 ⊖(29.6_32.1)	9.0_201.4	9.0_201.4	9.0_201.4			
F 60 4		315.4_1141	315.4_1141	315.4_1141						
F 70 3			85.4_196.0	85.4_196.0	16.3_196.0 ⊖(27.7_38.4)	10.0_196.0	10.0_196.0	10.0_49.0 ⊖(20.9_24.6)		
F 70 4		372.5_2188	216.5_2188	216.5_2188	216.5_822.2					
F 80 3			105.0_200.0	105.0_200.0	20.3_200 ⊖(28.8_49.1)	12.9_200 ⊖(28.8_31.3)	10.3_200.0	10.3_132.7	10.3_132.7	
F 80 4		451.5_1987	218.5_1987	218.5_1987	218.5_972					
F 90 3			126.8_194.2	126.8_194.2	25.4_194.2 ⊖(28.6_62.1)	20.6_194.2 ⊖(28.6_49.9)	10.3_194.2	10.3_162.8	10.3_162.8	10.3_162.8
F 90 4		577.5_2099	213.6_2099	213.6_2099	213.6_1205	213.6_1205	213.6_1205			



(D 49)

							
		M05	M1	M2	M3	M4	M5
F 10 2		7.4_127.1	7.4_71.1	7.4_91.5	7.4_91.5		
F 20 2		8.7_132.2 ⊖(14.8_18.1)	8.7_90.4 ⊖(14.8_18.1)	6.4_114.3	6.4_114.3		
F 20 3		156.3_545.3	156.3_545.3	156.3_545.3	156.3_545.3		
F 25 2		9.4_44.4 ⊖(10.6_13.0)	9.4_44.4 ⊖(10.6_13.0)	6.9_44.4	6.9_44.4		
F 25 3		50.8_333.1	50.8_227.8	45.6_288.1	45.6_288.1		
F 25 4		393.9_1374	393.9_1374	393.9_1374	393.9_1374		
F 31 2			18.5_44.6	6.9_44.6	6.9_44.6	6.9_37.7	
F 31 3			69.1_293.8	47.5_374.4	47.5_374.4	47.5_140.7	
F 31 4		418.9_1539	418.9_1539	418.9_1539	418.9_1539		
F 41 2			24.1_47.9	6.7_47.9	6.7_47.9	6.7_47.9	
F 41 3			84.9_344.8	51.5_344.8	51.5_344.8	51.5_168.7	
F 41 4	i =	433.7_1411	433.7_1411	433.7_1411	433.7_1411		
F 51 2			30.0_37.1	7.2_37.1	7.2_37.1	7.2_37.1	7.2_37.1
F 51 3			105.1_352.5	48.9_352.5	48.9_352.5	48.9_202.4	48.9_202.4
F 51 4			429.1_1439	429.1_1439	429.1_1439	429.1_826.4	
F 60 3				11.8_280.7 ⊖(29.6_32.1)	11.8_280.7 ⊖(29.6_32.1)	9_201.4	9_201.4
F 60 4			315.4_1141	315.4_1141	315.4_1141	315.4_1141	
F 70 3				85.4_196.0	85.4_196.0	16.3_196.0 ⊖(27.7_38.4)	16.3_196.0 ⊖(27.7_38.4)
F 70 4			372.5_2188	216.5_2188	216.5_2188	216.5_822.2	
F 80 3					105.0_200.0 ⊖(28.8_49.1)	20.3_200.0 ⊖(28.8_49.1)	20.3_200.0 ⊖(28.8_49.1)
F 80 4			451.5_1987	218.5_1987	218.5_1987	218.5_972.0	
F 90 3					126.8_194.2 ⊖(28.6_62.1)	25.4_194.2 ⊖(28.6_62.1)	25.4_194.2 ⊖(28.6_62.1)
F 90 4				213.6_2099	213.6_2099	213.6_1205	



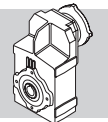
Motor adapters matching the most popular brands of servomotors are available for units size F 10 ... F 60. Dimensions of servomotor inputs are provided within the drawing section for each frame size. The code **SK** applies for inputs featuring a conventional keyway, while through the specification of the **SC** code the input shaft will feature a clamping device instead.

(D 50)

		SERVO INPUT							
		SK60A	SK60B	SK80A	SK80B	SK80C	SK95A	SK95B	SK95C
		SC60A	SC60B	SC80A	SC80B	SC80C	SC95A	SC95B	SC95C
F 10 2	i =	7.4_127.1	7.4_71.1	7.4_71.1		7.4_91.5	7.4_71.1	7.4_91.5	7.4_91.5
F 20 2		8.7_132.2 ⌀(14.8_18.1)	8.7_90.4 ⌀(14.8_18.1)	8.7_90.4 ⌀(14.8_18.1)		6.4_114.3	8.7_90.4 ⌀(14.8_18.1)	6.4_114.3	6.4_114.3
F 20 3		156.3_545.3	156.3_545.3	156.3_545.3		156.3_545.3	156.3_545.3	156.3_545.3	156.3_545.3
F 25 2		9.4_44.4 ⌀(10.6_13.0)	9.4_44.4 ⌀(10.6_13.0)	9.4_44.4 ⌀(10.6_13.0)		6.9_44.4	9.4_44.4 ⌀(10.6_13.0)	6.9_44.4	6.9_44.4
F 25 3		45.6_333.1	45.6_227.8	45.6_227.8		45.6_288.1	45.6_227.8	45.6_288.1	45.6_288.1
F 25 4		393.9_1374	393.9_1374	393.9_1374		393.9_1374	393.9_1374	393.9_1374	393.9_1374
F 31 2		18.5_44.6	18.5_44.6	18.5_44.6		6.9_44.6	18.5_44.6	6.9_44.6	6.9_44.6
F 31 3		69.1_374.4	69.1_293.8	69.1_293.8		47.5_374.4	69.1_293.8	47.5_374.4	47.5_374.4
F 31 4		418.9_1539	418.9_1539	418.9_1539		418.9_1539	418.9_1539	418.9_1539	418.9_1539
F 41 2					24.1_47.9	6.7_47.9	24.1_47.9	6.7_47.9	6.7_47.9
F 41 3					84.9_344.8	51.5_344.8	84.9_344.8	51.5_344.8	51.5_344.8
F 41 4		433.7_1411	433.7_1411	433.7_1411		433.7_1411	433.7_1411	433.7_1411	433.7_1411
F 51 2					30.0_37.1	7.2_37.1	30.0_37.1	7.2_37.1	7.2_37.1
F 51 3					105.1_352.5	48.9_352.5	105.1_352.5	48.9_352.5	48.9_352.5
F 51 4						429.1_1439	429.1_1439	429.1_1439	429.1_1439
F 60 3						11.8_280.7 ⌀(29.6_32.1)	106.4_280.7	11.8_280.7 ⌀(29.6_32.1)	11.8_280.7 ⌀(29.6_32.1)
F 60 4					315.4_1141	315.4_1141	315.4_1141	315.4_1141	315.4_1141

(D 51)

		SERVO INPUT					
		SK110A	SK110B	SK130A	SK130B	SK180A	SK180B
		SC110A	SC110B	SC130A	SC130B	SC180A	SC180B
F 10 2	i =	7.4_91.5	7.4_91.5				
F 20 2		6.4_114.3	6.4_114.3				
F 20 3		156.3_545.3	156.3_545.3				
F 25 2		6.9_44.4	6.9_44.4				
F 25 3		45.6_288.1	45.6_288.1				
F 25 4		393.9_1374	393.9_1374				
F 31 2		6.9_44.6	6.9_44.6	6.9_44.6			
F 31 3		47.5_374.4	47.5_374.4	47.5_374.4			
F 31 4		418.9_1539	418.9_1539				
F 41 2		6.7_47.9	6.7_47.9	6.7_47.9	6.7_47.9	6.7_47.9	6.7_47.9
F 41 3		51.5_344.8	51.5_344.8	51.5_344.8	51.5_168.7	51.5_168.7	51.5_168.7
F 41 4		433.7_1411	433.7_1411				
F 51 2		7.2_37.1	7.2_37.1	7.2_37.1	7.2_37.1	7.2_37.1	7.2_37.1
F 51 3		48.9_352.5	48.9_352.5	48.9_352.5	48.9_202.4	48.9_202.4	48.9_202.4
F 51 4		429.1_1439	429.1_1439	429.1_1439			
F 60 3		11.8_280.7 ⌀(29.6_32.1)	11.8_280.7 ⌀(29.6_32.1)	11.8_280.7 ⌀(29.6_32.1)	9.0_201.4	9.0_201.4	9.0_201.4
F 60 4		315.4_1141	315.4_1141	315.4_1141			



60 MOMENT OF INERTIA

The following charts indicate moment of inertia values J_r [kgm²] referred to the gear unit high speed shaft. A key to the symbols used follows:



Values under this icon refer to compact gear units, without motor. To obtain the overall moment of inertia for the gearmotor just add the value of the inertia for the specific compact motor, given in the relevant rating chart.



Values under this symbol refer to gearboxes with IEC motor adaptor (IEC size...).






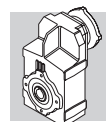
This symbol refers to gearbox values.




Values under this symbol refer to gear unit with servomotor input adapter.

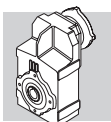
F 10

	i	J (•10 ⁻⁴) [kgm ²]							
									
			63	71	80	90	100	112	
F 10 2_7.4	7.4	1.0	1.8	1.8	3.8	3.7	4.9	4.9	1.7
F 10 2_8.6	8.6	0.77	1.5	1.5	3.6	3.5	4.7	4.7	1.5
F 10 2_9.8	9.8	0.64	1.4	1.4	3.4	3.3	4.5	4.5	1.3
F 10 2_11.5	11.5	0.48	1.2	1.2	3.3	3.2	4.4	4.4	1.2
F 10 2_13.0	13.0	0.38	1.1	1.1	3.2	3.1	4.3	4.3	1.1
F 10 2_14.6	14.6	0.61	1.4	1.4	3.4	3.3	4.5	4.5	1.3
F 10 2_17.0	17.0	0.48	1.3	1.2	3.3	3.2	4.4	4.4	1.2
F 10 2_19.3	19.3	0.41	1.2	1.2	3.2	3.1	4.3	4.3	1.1
F 10 2_22.8	22.8	0.32	1.1	1.1	3.1	3.0	4.2	4.2	1.0
F 10 2_25.8	25.8	0.25	1.0	1.0	3.1	2.9	4.1	4.1	0.93
F 10 2_29.6	29.6	0.19	1.0	0.95	3.0	2.9	4.1	4.1	0.87
F 10 2_33.0	33.0	0.16	0.93	0.92	3.0	2.8	4.1	4.1	0.84
F 10 2_35.3	35.3	0.14	0.92	0.90	3.0	2.8	4.0	4.0	0.83
F 10 2_39.6	39.6	0.12	0.90	0.88	2.9	2.8	4.0	4.0	0.80
F 10 2_44.7	44.7	0.10	0.88	0.86	2.9	2.8	4.0	4.0	0.79
F 10 2_48.7	48.7	0.09	0.86	0.85	2.9	2.8	4.0	4.0	0.77
F 10 2_56.7	56.7	0.07	0.84	0.83	2.9	2.7	4.0	4.0	0.75
F 10 2_63.0	63.0	0.06	0.83	0.82	2.9	2.7	3.9	3.9	0.74
F 10 2_71.1	71.1	0.05	0.82	0.81	2.8	2.7	3.9	3.9	0.73
F 10 2_81.3	81.3	0.04	0.78	0.77	2.8	2.7	3.9	3.9	0.67
F 10 2_91.5	91.5	0.03	0.78	0.76	2.8	2.7	3.9	3.9	0.66
F 10 2_106.0	106.0	0.03	0.77	0.76	—	—	—	—	0.66
F 10 2_127.1	127.1	0.02	0.76	0.75	—	—	—	—	0.65




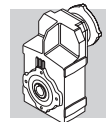
F 10

		J ($\cdot 10^{-4}$) [kgm ²]									
		 SERVO									
	i	60A		60B 80A		95A		80C 95B 110A		95C 110B	
		SK	SC	SK	SC	SK	SC	SK	SC	SK	SC
F 10 2_7.4	7.4	1.3	1.5	1.3	1.7	3.8	4.3	3.8	4.3	3.7	4.7
F 10 2_8.6	8.6	1.0	1.3	1.1	1.5	3.6	4.0	3.6	4.1	3.5	4.5
F 10 2_9.8	9.8	0.91	1.2	0.93	1.4	3.5	3.9	3.4	3.9	3.3	4.3
F 10 2_11.5	11.5	0.75	1.0	0.77	1.2	3.3	3.7	3.3	3.8	3.2	4.2
F 10 2_13.0	13.0	0.65	0.91	0.67	1.1	3.2	3.6	3.2	3.7	3.1	4.1
F 10 2_14.6	14.6	0.88	1.1	0.91	1.3	3.4	3.9	3.4	3.9	3.3	4.3
F 10 2_17.0	17.0	0.75	1.0	0.77	1.2	3.3	3.7	3.3	3.8	3.2	4.2
F 10 2_19.3	19.3	0.68	0.94	0.70	1.1	3.2	3.7	3.2	3.7	3.1	4.1
F 10 2_22.8	22.8	0.59	0.85	0.61	1.0	3.1	3.6	3.1	3.6	3.0	4.0
F 10 2_25.8	25.8	0.52	0.78	0.54	0.98	3.1	3.5	3.1	3.6	2.9	3.9
F 10 2_29.6	29.6	0.46	0.72	0.48	0.92	3.0	3.4	3.0	3.5	2.9	3.9
F 10 2_33.0	33.0	0.43	0.69	0.45	0.89	3.0	3.4	3.0	3.5	2.8	3.8
F 10 2_35.3	35.3	0.41	0.67	0.43	0.87	3.0	3.4	3.0	3.5	2.8	3.8
F 10 2_39.6	39.6	0.39	0.65	0.41	0.85	2.9	3.3	2.9	3.4	2.8	3.8
F 10 2_44.7	44.7	0.37	0.63	0.39	0.83	2.9	3.4	2.9	3.4	2.8	3.8
F 10 2_48.7	48.7	0.36	0.62	0.38	0.82	2.9	3.3	2.9	3.4	2.8	3.8
F 10 2_56.7	56.7	0.34	0.60	0.36	0.80	2.9	3.3	2.9	3.4	2.7	3.7
F 10 2_63.0	63.0	0.33	0.59	0.35	0.79	2.9	3.3	2.9	3.4	2.7	3.7
F 10 2_71.1	71.1	0.32	0.58	0.34	0.78	2.9	3.3	2.8	3.3	2.7	3.7
F 10 2_81.3	81.3	0.31	0.57	—	—	—	—	2.8	3.3	2.7	3.7
F 10 2_91.5	91.5	0.30	0.56	—	—	—	—	2.8	3.3	2.7	3.7
F 10 2_106.0	106.0	0.30	0.56	—	—	—	—	—	—	—	—
F 10 2_127.1	127.1	0.29	0.55	—	—	—	—	—	—	—	—




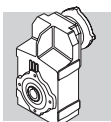
F 20

	i	J ($\cdot 10^{-4}$) [kgm ²]							
			63	71	80	90	100	112	
F 20 2_6.4	6.4	2.2	—	—	5.0	4.8	6.0	6.0	3.9
F 20 2_7.8	7.8	1.5	—	—	4.3	4.2	5.4	5.4	3.3
F 20 2_8.7	8.7	1.3	2.0	2.0	4.1	3.9	5.2	5.2	3.0
F 20 2_10.0	10.0	1.0	1.8	1.7	3.8	3.7	4.9	4.9	2.7
F 20 2_11.2	11.2	0.88	1.6	1.6	3.6	3.5	4.7	4.7	2.6
F 20 2_14.8	14.8	1.2	—	—	4.0	3.9	5.1	5.1	2.9
F 20 2_18.1	18.1	0.90	—	—	3.7	3.5	4.7	4.7	2.6
F 20 2_20.2	20.2	0.78	1.5	1.5	3.5	3.4	4.6	4.6	2.5
F 20 2_23.1	23.1	0.64	1.4	1.3	3.4	3.3	4.5	4.5	2.4
F 20 2_25.9	25.9	0.57	1.3	1.3	3.3	3.2	4.4	4.4	2.3
F 20 2_30.4	30.4	0.41	1.1	1.1	3.2	3.0	4.3	4.3	2.1
F 20 2_33.1	33.1	0.36	1.1	1.1	3.1	3.0	4.2	4.2	2.1
F 20 2_37.9	37.9	0.30	1.0	1.0	3.1	2.9	4.1	4.1	2.0
F 20 2_41.8	41.8	0.27	1.0	1.0	3.0	2.9	4.1	4.1	2.0
F 20 2_44.8	44.8	0.24	1.0	1.0	3.0	2.9	4.1	4.1	2.0
F 20 2_50.7	50.7	0.21	0.93	0.92	3.0	2.8	4.1	4.1	1.9
F 20 2_56.7	56.7	0.18	0.91	0.90	2.9	2.8	4.0	4.0	1.9
F 20 2_61.9	61.9	0.16	0.89	0.88	2.9	2.8	4.0	4.0	1.9
F 20 2_69.1	69.1	0.14	0.87	0.86	2.9	2.8	4.0	4.0	1.8
F 20 2_76.8	76.8	0.12	0.86	0.85	2.9	2.8	4.0	4.0	1.8
F 20 2_90.4	90.4	0.10	0.84	0.82	2.9	2.7	3.9	3.9	1.8
F 20 2_101.6	101.6	0.09	0.80	0.79	2.8	2.7	3.9	3.9	1.8
F 20 2_114.3	114.3	0.08	0.79	0.77	2.8	2.7	3.9	3.9	1.8
F 20 2_132.2	132.2	0.03	0.78	0.77	—	—	—	—	1.8
F 20 3_156.3	156.3	0.04	0.81	0.80	2.8	2.7	3.9	3.9	0.72
F 20 3_172.6	172.6	0.04	0.81	0.80	2.8	2.7	3.9	3.9	0.72
F 20 3_184.9	184.9	0.04	0.81	0.80	2.8	2.7	3.9	3.9	0.72
F 20 3_209.3	209.3	0.03	0.81	0.79	2.8	2.7	3.9	3.9	0.72
F 20 3_234.0	234.0	0.03	0.81	0.79	2.8	2.7	3.9	3.9	0.71
F 20 3_255.3	255.3	0.03	0.80	0.79	2.8	2.7	3.9	3.9	0.71
F 20 3_285.2	285.2	0.03	0.80	0.79	2.8	2.7	3.9	3.9	0.71
F 20 3_316.9	316.9	0.03	0.80	0.79	2.8	2.7	3.9	3.9	0.71
F 20 3_372.9	372.9	0.03	0.80	0.79	2.8	2.7	3.9	3.9	0.71
F 20 3_419.3	419.3	0.03	0.80	0.79	2.8	2.7	3.9	3.9	0.66
F 20 3_471.7	471.7	0.03	0.80	0.79	2.8	2.7	3.9	3.9	0.66
F 20 3_545.3	545.3	0.03	0.80	0.79	2.8	2.7	3.9	3.9	0.66




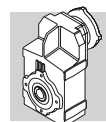
F 20

		J ($\cdot 10^{-4}$) [kgm ²]									
i		 SERVO									
		60A		60B 80A		95A		80C 95B 110A		95C 110B	
		SK	SC	SK	SC	SK	SC	SK	SC	SK	SC
F 20 2_6.4	6.4	—	—	—	—	—	—	5.0	5.5	4.8	5.8
F 20 2_7.8	7.8	—	—	—	—	—	—	4.3	4.8	4.2	5.2
F 20 2_8.7	8.7	1.6	1.8	1.6	2.0	4.1	4.6	4.1	4.6	3.9	4.9
F 20 2_10.0	10.0	1.3	1.5	1.3	1.7	3.8	4.3	3.8	4.3	3.7	4.7
F 20 2_11.2	11.2	1.2	1.4	1.2	1.6	3.7	4.1	3.6	4.1	3.5	4.5
F 20 2_14.8	14.8	—	—	—	—	—	—	4.0	4.5	3.9	4.9
F 20 2_18.1	18.1	—	—	—	—	—	—	3.7	4.2	3.5	4.5
F 20 2_20.2	20.2	1.1	1.3	1.1	1.5	3.6	4.0	3.5	4.0	3.4	4.4
F 20 2_23.1	23.1	0.91	1.2	0.93	1.4	3.5	3.9	3.4	3.9	3.3	4.3
F 20 2_25.9	25.9	0.84	1.1	0.86	1.3	3.4	3.8	3.3	3.8	3.2	4.2
F 20 2_30.4	30.4	0.68	0.94	0.70	1.1	3.2	3.7	3.2	3.7	3.0	4.0
F 20 2_33.1	33.1	0.63	0.89	0.65	1.1	3.2	3.6	3.1	3.6	3.0	4.0
F 20 2_37.9	37.9	0.47	0.83	0.59	1.0	3.1	3.6	3.1	3.6	2.9	3.9
F 20 2_41.8	41.8	0.44	0.80	0.56	1.0	3.1	3.5	3.0	3.5	2.9	3.9
F 20 2_44.8	44.8	0.41	0.77	0.53	0.97	3.1	3.5	3.0	3.5	2.9	3.9
F 20 2_50.7	50.7	0.48	0.74	0.50	0.94	3.0	3.5	3.0	3.5	2.8	3.8
F 20 2_56.7	56.7	0.45	0.71	0.47	0.91	3.0	3.4	2.9	3.4	2.8	3.8
F 20 2_61.9	61.9	0.43	0.69	0.45	0.89	3.0	3.4	2.9	3.4	2.8	3.8
F 20 2_69.1	69.1	0.41	0.67	0.43	0.87	3.0	3.4	2.9	3.4	2.8	3.8
F 20 2_76.8	76.8	0.39	0.65	0.41	0.85	2.9	3.4	2.9	3.4	2.8	3.8
F 20 2_90.4	90.4	0.37	0.63	0.39	0.83	2.9	3.4	2.9	3.4	2.7	3.7
F 20 2_101.6	101.6	0.36	0.62	—	—	—	—	2.8	3.3	2.7	3.7
F 20 2_114.3	114.3	0.35	0.61	—	—	—	—	2.8	3.3	2.7	3.7
F 20 2_132.2	132.2	0.30	0.56	—	—	—	—	—	—	—	—
F 20 3_156.3	156.3	0.31	0.57	0.33	0.77	2.9	3.3	2.8	3.3	2.7	3.7
F 20 3_172.6	172.6	0.31	0.57	0.33	0.77	2.9	3.3	2.8	3.3	2.7	3.7
F 20 3_184.9	184.9	0.31	0.57	0.33	0.77	2.9	3.3	2.8	3.3	2.7	3.7
F 20 3_209.3	209.3	0.30	0.56	0.32	0.76	2.9	3.3	2.8	3.3	2.7	3.7
F 20 3_234.0	234.0	0.30	0.56	0.32	0.76	2.9	3.3	2.8	3.3	2.7	3.7
F 20 3_255.3	255.3	0.30	0.56	0.32	0.76	2.9	3.3	2.8	3.3	2.7	3.7
F 20 3_285.2	285.2	0.30	0.56	0.32	0.76	2.9	3.3	2.8	3.3	2.7	3.7
F 20 3_316.9	316.9	0.30	0.56	0.32	0.76	2.9	3.3	2.8	3.3	2.7	3.7
F 20 3_372.9	372.9	0.30	0.56	0.32	0.76	2.9	3.3	2.8	3.3	2.7	3.7
F 20 3_419.3	419.3	0.30	0.56	0.32	0.76	2.9	3.3	2.8	3.3	2.7	3.7
F 20 3_471.7	471.7	0.30	0.56	0.32	0.76	2.9	3.3	2.8	3.3	2.7	3.7
F 20 3_545.3	545.3	0.30	0.56	0.32	0.76	2.9	3.3	2.8	3.3	2.7	3.7




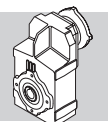
F 25

	i	J ($\cdot 10^{-4}$) [kgm ²]							
			63	71	80	90	100	112	
F 25 2_6.9	6.9	2.7	—	—	5.4	5.3	6.5	6.5	4.4
F 25 2_8.4	8.4	1.9	—	—	4.6	4.5	5.7	5.7	3.6
F 25 2_9.4	9.4	1.6	2.3	2.3	4.3	4.2	5.4	5.4	3.3
F 25 2_10.6	10.6	1.9	—	—	4.6	4.5	5.7	5.7	3.6
F 25 2_13.0	13.0	1.3	—	—	4.1	4.0	5.2	5.2	3.0
F 25 2_14.5	14.5	1.1	1.8	1.8	3.9	3.8	5.0	5.0	2.8
F 25 2_16.6	16.6	0.90	1.6	1.6	3.7	3.5	4.7	4.7	2.6
F 25 2_18.6	18.6	0.77	1.5	1.5	3.5	3.4	4.6	4.6	2.5
F 25 2_21.8	21.8	0.57	1.3	1.3	3.3	3.2	4.4	4.4	2.3
F 25 2_23.8	23.8	0.48	1.2	1.2	3.2	3.1	4.3	4.3	2.2
F 25 2_27.2	27.2	0.40	1.1	1.1	3.2	3.0	4.2	4.2	2.1
F 25 2_30.0	30.0	0.35	1.1	1.1	3.1	3.0	4.2	4.2	2.1
F 25 2_32.2	32.2	0.31	1.0	1.0	3.1	2.9	4.2	4.2	2.0
F 25 2_36.4	36.4	0.26	1.0	1.0	3.0	2.9	4.1	4.1	2.0
F 25 2_40.7	40.7	0.22	1.0	0.94	3.0	2.9	4.1	4.1	1.9
F 25 2_44.4	44.4	0.20	0.93	0.92	3.0	2.8	4.0	4.0	1.9
F 25 3_45.6	45.6	0.79	—	—	3.6	3.4	4.6	4.6	2.5
F 25 3_50.8	50.8	0.70	1.4	1.4	3.5	3.3	4.5	4.5	2.4
F 25 3_58.3	58.3	0.58	1.3	1.3	3.3	3.2	4.4	4.4	2.3
F 25 3_65.3	65.3	0.52	1.2	1.2	3.3	3.1	4.4	4.4	2.2
F 25 3_76.6	76.6	0.38	1.1	1.1	3.1	3.0	4.2	4.2	2.1
F 25 3_83.4	83.4	0.32	1.0	1.0	3.1	3.0	4.2	4.2	2.0
F 25 3_95.5	95.5	0.28	1.0	1.0	3.0	2.9	4.1	4.1	2.0
F 25 3_105.4	105.4	0.25	1.0	1.0	3.0	2.9	4.1	4.1	2.0
F 25 3_113.0	113.0	0.23	0.95	0.94	3.0	2.9	4.1	4.1	1.9
F 25 3_127.8	127.8	0.20	0.92	0.91	3.0	2.8	4.0	4.0	1.9
F 25 3_143.0	143.0	0.17	0.90	0.89	2.9	2.8	4.0	4.0	1.9
F 25 3_155.9	155.9	0.15	0.88	0.87	2.9	2.8	4.0	4.0	1.9
F 25 3_174.2	174.2	0.13	0.87	0.86	2.9	2.8	4.0	4.0	1.8
F 25 3_193.6	193.6	0.12	0.85	0.84	2.9	2.7	4.0	4.0	1.8
F 25 3_227.8	227.8	0.10	0.83	0.82	2.9	2.7	3.9	3.9	1.8
F 25 3_256.1	256.1	0.09	0.79	0.78	2.8	2.7	3.9	3.9	1.8
F 25 3_288.1	288.1	0.08	0.78	0.77	2.8	2.7	3.9	3.9	1.8
F 25 3_333.1	333.1	0.03	0.78	0.76	—	—	—	—	1.8
F 25 4_393.9	393.9	0.02	0.80	0.78	2.8	2.7	3.9	3.9	0.70
F 25 4_434.9	434.9	0.02	0.79	0.78	2.8	2.7	3.9	3.9	0.70
F 25 4_466.0	466.0	0.02	0.79	0.78	2.8	2.7	3.9	3.9	0.70
F 25 4_527.3	527.3	0.02	0.79	0.78	2.8	2.7	3.9	3.9	0.70
F 25 4_589.7	589.7	0.02	0.79	0.78	2.8	2.7	3.9	3.9	0.70
F 25 4_643.3	643.3	0.02	0.79	0.78	2.8	2.7	3.9	3.9	0.70
F 25 4_718.7	718.7	0.02	0.79	0.78	2.8	2.7	3.9	3.9	0.70
F 25 4_798.5	798.5	0.01	0.79	0.77	2.8	2.7	3.9	3.9	0.70
F 25 4_939.8	939.8	0.01	0.79	0.77	2.8	2.7	3.9	3.9	0.69
F 25 4_1057	1057	0.01	0.79	0.77	2.8	2.7	3.9	3.9	0.64
F 25 4_1189	1189	0.01	0.78	0.77	2.8	2.7	3.9	3.9	0.64
F 25 4_1374	1374	0.01	0.78	0.77	2.8	2.7	3.9	3.9	0.64





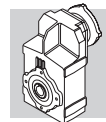
F 25

		J ($\cdot 10^{-4}$) [kgm ²]									
		 SERVO									
	i	60A		60B 80A		95A		80C 95B 110A		95C 110B	
		SK	SC	SK	SC	SK	SC	SK	SC	SK	SC
F 25 2_6.9	6.9	—	—	—	—	—	—	5.4	5.9	5.3	6.3
F 25 2_8.4	8.4	—	—	—	—	—	—	4.6	5.1	4.5	5.5
F 25 2_9.4	9.4	1.9	2.1	1.9	2.3	4.4	4.9	4.3	4.8	4.2	5.2
F 25 2_10.6	10.6	—	—	—	—	—	—	4.6	5.1	4.5	5.5
F 25 2_13.0	13.0	—	—	—	—	—	—	4.1	4.6	4.0	5.0
F 25 2_14.5	14.5	1.4	1.6	1.4	1.8	3.9	4.4	3.9	4.4	3.8	4.8
F 25 2_16.6	16.6	1.2	1.4	1.2	1.6	3.7	4.2	3.7	4.2	3.5	4.5
F 25 2_18.6	18.6	1.0	1.3	1.1	1.5	3.6	4.0	3.5	4.0	3.4	4.4
F 25 2_21.8	21.8	0.84	1.1	0.86	1.3	3.4	3.8	3.3	3.8	3.2	4.2
F 25 2_23.8	23.8	0.75	1.0	0.77	1.2	3.3	3.7	3.2	3.7	3.1	4.1
F 25 2_27.2	27.2	0.67	0.93	0.69	1.1	3.2	3.7	3.2	3.7	3.0	4.0
F 25 2_30.0	30.0	0.62	0.88	0.64	1.1	3.2	3.6	3.1	3.6	3.0	4.0
F 25 2_32.2	32.2	0.58	0.84	1.4	1.8	3.1	3.6	3.1	3.6	2.9	3.9
F 25 2_36.4	36.4	0.53	0.79	0.55	0.99	3.1	3.5	3.0	3.5	2.9	3.9
F 25 2_40.7	40.7	0.49	0.75	0.51	0.95	3.0	3.5	3.0	3.5	2.9	3.9
F 25 2_44.4	44.4	0.47	0.73	0.49	0.93	3.0	3.5	3.0	3.5	2.8	3.8
F 25 3_45.6	45.6	1.1	1.3	1.1	1.5	3.6	4.0	3.6	4.1	3.4	4.4
F 25 3_50.8	50.8	0.97	1.2	0.99	1.4	3.5	4.0	3.5	4.0	3.3	4.3
F 25 3_58.3	58.3	0.85	1.1	0.87	1.3	3.4	3.8	3.3	3.8	3.2	4.2
F 25 3_65.3	65.3	0.79	1.1	0.84	1.2	3.3	3.8	3.3	3.8	3.1	4.1
F 25 3_76.6	76.6	0.65	0.91	0.67	1.1	3.2	3.6	3.1	3.6	3.0	4.0
F 25 3_83.4	83.4	0.59	0.85	0.61	1.0	3.1	3.6	3.1	3.6	3.0	4.0
F 25 3_95.5	95.5	0.55	0.81	0.57	1.0	3.1	3.5	3.0	3.5	2.9	3.9
F 25 3_105.4	105.4	0.52	0.78	0.54	0.98	3.1	3.5	3.0	3.5	2.9	3.9
F 25 3_113.0	113.0	0.50	0.76	0.52	0.96	3.1	3.5	3.0	3.5	2.9	3.9
F 25 3_127.8	127.8	0.47	0.73	0.49	0.93	3.0	3.5	3.0	3.5	2.8	3.8
F 25 3_143.0	143.0	0.44	0.70	0.46	0.90	3.0	3.4	2.9	3.4	2.8	3.8
F 25 3_155.9	155.9	0.42	0.68	0.44	0.88	3.0	3.4	2.9	3.4	2.8	3.8
F 25 3_174.2	174.2	0.40	0.66	0.42	0.86	3.0	3.4	2.9	3.4	2.8	3.8
F 25 3_193.6	193.6	0.39	0.65	0.41	0.85	2.9	3.4	2.9	3.4	2.7	3.7
F 25 3_227.8	227.8	0.37	0.63	0.39	0.83	2.9	3.4	2.9	3.4	2.7	3.7
F 25 3_256.1	256.1	0.36	0.62	—	—	—	—	2.8	3.3	2.7	3.7
F 25 3_288.1	288.1	0.35	0.61	—	—	—	—	2.8	3.3	2.7	3.7
F 25 3_333.1	333.1	0.30	0.56	—	—	—	—	—	—	—	—
F 25 4_393.9	393.9	0.29	0.55	0.31	0.75	2.8	3.3	2.8	3.3	2.7	3.7
F 25 4_434.9	434.9	0.29	0.55	0.31	0.75	2.8	3.3	2.8	3.3	2.7	3.7
F 25 4_466.0	466.0	0.29	0.55	0.31	0.75	2.8	3.3	2.8	3.3	2.7	3.7
F 25 4_527.3	527.3	0.29	0.55	0.31	0.75	2.8	3.3	2.8	3.3	2.7	3.7
F 25 4_589.7	589.7	0.29	0.55	0.31	0.75	2.8	3.3	2.8	3.3	2.7	3.7
F 25 4_643.3	643.3	0.29	0.55	0.31	0.75	2.8	3.3	2.8	3.3	2.7	3.7
F 25 4_718.7	718.7	0.29	0.55	0.31	0.75	2.8	3.3	2.8	3.3	2.7	3.7
F 25 4_798.5	798.5	0.28	0.54	0.30	0.74	2.8	3.3	2.8	3.3	2.7	3.7
F 25 4_939.8	939.8	0.28	0.54	0.30	0.74	2.8	3.3	2.8	3.3	2.7	3.7
F 25 4_1057	1057	0.28	0.54	0.30	0.74	2.8	3.3	2.8	3.3	2.7	3.7
F 25 4_1189	1189	0.28	0.54	0.30	0.74	2.8	3.3	2.8	3.3	2.7	3.7
F 25 4_1374	1374	0.28	0.54	0.30	0.74	2.8	3.3	2.8	3.3	2.7	3.7




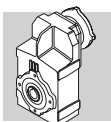
F 31

	i	J (•10 ⁻⁴) [kgm ²]								
			63	71	80	90 	100	112	132	
F 31 2_6.9	6.9	5.0	—	—	7.8	7.6	8.9	8.9	22	7.1
F 31 2_8.2	8.2	3.7	—	—	6.5	6.3	7.5	7.5	20	5.8
F 31 2_9.0	9.0	3.2	—	—	6.0	5.8	7.0	7.0	20	5.3
F 31 2_10.7	10.7	3.5	—	—	6.3	6.2	7.4	7.4	20	5.6
F 31 2_12.7	12.7	2.6	—	—	5.4	5.3	6.5	6.5	19	4.7
F 31 2_13.9	13.9	2.3	—	—	5.1	4.9	6.2	6.2	19	4.4
F 31 2_16.8	16.8	1.8	—	—	4.6	4.4	5.6	5.6	18	3.9
F 31 2_18.5	18.5	1.5	2.2	2.2	4.2	4.1	5.3	5.3	18	3.5
F 31 2_21.1	21.1	1.1	1.8	1.8	3.9	3.7	5.0	5.0	18	3.2
F 31 2_23.4	23.4	1.0	1.7	1.7	3.7	3.6	4.8	4.8	18	3.0
F 31 2_27.3	27.3	0.78	1.5	1.5	3.5	3.4	4.6	4.6	17	2.8
F 31 2_30.1	30.1	0.65	1.4	1.4	3.4	3.3	4.5	4.5	17	2.7
F 31 2_34.4	34.4	0.53	1.3	1.2	3.3	3.2	4.4	4.4	17	2.6
F 31 2_37.7	37.7	0.47	1.2	1.2	3.2	3.1	4.3	4.3	17	2.5
F 31 2_40.4	40.4	0.42	1.1	1.1	3.2	3.0	4.3	4.3	—	2.5
F 31 2_44.6	44.6	0.37	1.1	1.1	3.1	3.0	4.2	4.2	—	2.4
F 31 3_47.5	47.5	1.6	—	—	4.3	4.2	5.4	5.4	18	3.6
F 31 3_52.1	52.1	1.4	—	—	4.2	4.0	5.3	5.3	18	3.5
F 31 3_62.8	62.8	1.2	—	—	3.9	3.8	5.0	5.0	18	3.2
F 31 3_69.1	69.1	1.0	1.7	1.7	3.7	3.6	4.8	4.8	18	3.0
F 31 3_78.9	78.9	0.72	1.4	1.4	3.5	3.4	4.6	4.6	17	2.8
F 31 3_87.4	87.4	0.66	1.4	1.4	3.4	3.3	4.5	4.5	17	2.7
F 31 3_101.9	101.9	0.54	1.3	1.2	3.3	3.2	4.4	4.4	17	2.6
F 31 3_112.5	112.5	0.46	1.2	1.2	3.2	3.1	4.3	4.3	17	2.5
F 31 3_128.4	128.4	0.38	1.1	1.1	3.1	3.0	4.2	4.2	17	2.4
F 31 3_140.7	140.7	0.35	1.1	1.1	3.1	3.0	4.2	4.2	17	2.4
F 31 3_150.8	150.8	0.31	1.0	1.0	3.1	2.9	4.2	4.2	—	2.4
F 31 3_166.8	166.8	0.28	1.0	1.0	3.0	2.9	4.1	4.1	—	2.3
F 31 3_185.4	185.4	0.24	1.0	1.0	3.0	2.9	4.1	4.1	—	2.3
F 31 3_202.3	202.3	0.21	0.94	0.93	3.0	2.8	4.1	4.1	—	2.3
F 31 3_228.2	228.2	0.18	0.92	0.90	2.9	2.8	4.0	4.0	—	2.2
F 31 3_253.6	253.6	0.16	0.89	0.88	2.9	2.8	4.0	4.0	—	2.2
F 31 3_293.8	293.8	0.13	0.86	0.85	2.9	2.8	4.0	4.0	—	2.2
F 31 3_332.8	332.8	0.11	0.82	0.81	2.9	2.7	4.0	4.0	—	2.2
F 31 3_374.4	374.4	0.10	0.81	0.79	2.9	2.7	3.9	3.9	—	2.2
F 31 4_418.9	418.9	0.09	0.86	0.85	2.9	2.8	3.9	3.9	—	0.77
F 31 4_462.6	462.6	0.08	0.86	0.84	2.9	2.7	3.9	3.9	—	0.77
F 31 4_527.8	527.8	0.08	0.85	0.84	2.9	2.7	3.9	3.9	—	0.76
F 31 4_578.6	578.6	0.08	0.85	0.84	2.9	2.7	3.9	3.9	—	0.76
F 31 4_619.9	619.9	0.07	0.85	0.83	2.9	2.7	3.9	3.9	—	0.76
F 31 4_685.6	685.6	0.07	0.85	0.83	2.9	2.7	3.9	3.9	—	0.76
F 31 4_762.3	762.3	0.07	0.84	0.83	2.9	2.7	3.9	3.9	—	0.75
F 31 4_831.6	831.6	0.07	0.84	0.83	2.9	2.7	3.9	3.9	—	0.75
F 31 4_938.2	938.2	0.07	0.84	0.83	2.9	2.7	3.9	3.9	—	0.75
F 31 4_1042	1042	0.07	0.84	0.83	2.9	2.7	3.9	3.9	—	0.75
F 31 4_1208	1208	0.06	0.84	0.82	2.9	2.7	3.9	3.9	—	0.75
F 31 4_1368	1368	0.06	0.84	0.82	2.9	2.7	3.9	3.9	—	0.75
F 31 4_1539	1539	0.06	0.84	0.82	2.9	2.7	3.9	3.9	—	0.75





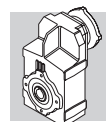
F 31

		J ($\cdot 10^{-4}$) [kgm ²]											
													
	i	60A		60B 80A		95A		80C 95B 110A		95C 110B		130A	
		SK	SC	SK	SC	SK	SC	SK	SC	SK	SC	SK	SC
F 31 2_6.9	6.9	—	—	—	—	—	—	7.8	8.3	7.6	8.6	7.6	8.6
F 31 2_8.2	8.2	—	—	—	—	—	—	6.5	7.0	6.3	7.3	6.3	7.3
F 31 2_9.0	9.0	—	—	—	—	—	—	6.0	6.5	5.8	6.8	5.8	6.8
F 31 2_10.7	10.7	—	—	—	—	—	—	6.3	6.8	6.2	7.2	6.2	7.2
F 31 2_12.7	12.7	—	—	—	—	—	—	5.4	5.9	5.3	6.3	5.3	6.3
F 31 2_13.9	13.9	—	—	—	—	—	—	5.1	5.6	4.9	5.9	4.9	5.9
F 31 2_16.8	16.8	—	—	—	—	—	—	4.6	5.1	4.4	5.4	4.4	5.4
F 31 2_18.5	18.5	1.8	2.0	1.8	2.2	4.3	4.8	4.2	4.7	4.1	5.1	4.1	5.1
F 31 2_21.1	21.1	1.4	1.6	1.4	1.8	3.9	4.3	3.9	4.4	3.7	4.7	3.7	4.7
F 31 2_23.4	23.4	1.3	1.5	1.3	1.7	3.8	4.3	3.7	4.2	3.6	4.6	3.6	4.6
F 31 2_27.3	27.3	1.1	1.3	1.1	1.5	3.6	4.0	3.5	4.0	3.4	4.4	3.4	4.4
F 31 2_30.1	30.1	0.92	1.2	0.94	1.4	3.5	3.9	3.4	3.9	3.3	4.3	3.3	4.3
F 31 2_34.4	34.4	0.80	1.1	0.82	1.3	3.4	3.8	3.3	3.8	3.2	4.2	3.2	4.2
F 31 2_37.7	37.7	0.74	1.0	0.76	1.2	3.3	3.7	3.2	3.7	3.1	4.1	3.1	4.1
F 31 2_40.4	40.4	0.69	0.95	0.71	1.1	3.2	3.7	3.2	3.7	3.0	4.0	3.0	4.0
F 31 2_44.6	44.6	0.64	0.90	0.66	1.1	3.2	3.6	3.1	3.6	3.0	4.0	3.0	4.0
F 31 3_47.5	47.5	—	—	—	—	—	—	4.3	4.8	4.2	5.2	4.2	5.2
F 31 3_52.1	52.1	—	—	—	—	—	—	4.2	4.7	4.0	5.0	4.0	5.0
F 31 3_62.8	62.8	—	—	—	—	—	—	3.9	4.4	3.8	4.8	3.8	4.8
F 31 3_69.1	69.1	1.3	1.5	1.3	1.7	3.8	4.3	3.7	4.2	3.6	4.6	3.6	4.6
F 31 3_78.9	78.9	0.99	1.3	1.0	1.4	3.5	4.0	3.5	4.0	3.4	4.4	3.4	4.4
F 31 3_87.4	87.4	0.93	1.2	0.95	1.4	3.5	3.9	3.4	3.9	3.3	4.3	3.3	4.3
F 31 3_101.9	101.9	0.81	1.1	0.83	1.3	3.4	3.8	3.3	3.8	3.2	4.2	3.2	4.2
F 31 3_112.5	112.5	0.73	0.99	0.75	1.2	3.3	3.7	3.2	3.7	3.1	4.1	3.1	4.1
F 31 3_128.4	128.4	0.65	0.91	0.67	1.1	3.2	3.6	3.1	3.6	3.0	4.0	3.0	4.0
F 31 3_140.7	140.7	0.62	0.88	0.64	1.1	3.2	3.6	3.1	3.6	3.0	4.0	3.0	4.0
F 31 3_150.8	150.8	0.58	0.84	0.60	1.0	3.1	3.6	3.1	3.6	2.9	3.9	2.9	3.9
F 31 3_166.8	166.8	0.55	0.81	0.57	1.0	3.1	3.5	3.0	3.5	2.9	3.9	2.9	3.9
F 31 3_185.4	185.4	0.51	0.77	0.53	0.97	3.1	3.5	3.0	3.5	2.9	3.9	2.9	3.9
F 31 3_202.3	202.3	0.48	0.74	0.50	0.93	3.0	3.5	3.0	3.5	2.8	3.8	2.8	3.8
F 31 3_228.2	228.2	0.45	0.71	0.47	0.91	3.0	3.4	2.9	3.4	2.8	3.8	2.8	3.8
F 31 3_253.6	253.6	0.43	0.69	0.45	0.89	3.0	3.4	2.9	3.4	2.8	3.8	2.8	3.8
F 31 3_293.8	293.8	0.40	0.66	0.42	0.86	3.0	3.4	2.9	3.4	2.8	3.8	2.8	3.8
F 31 3_332.8	332.8	0.38	0.64	—	—	—	—	2.9	3.4	2.7	3.7	2.7	3.7
F 31 3_374.4	374.4	0.37	0.63	—	—	—	—	2.9	3.4	2.7	3.7	2.7	3.7
F 31 4_418.9	418.9	0.36	0.62	0.38	0.82	2.9	3.3	2.9	3.4	2.8	3.8	—	—
F 31 4_462.6	462.6	0.35	0.61	0.37	0.81	2.9	3.3	2.9	3.4	2.7	3.7	—	—
F 31 4_527.8	527.8	0.35	0.61	0.37	0.81	2.9	3.3	2.9	3.4	2.7	3.7	—	—
F 31 4_578.6	578.6	0.35	0.61	0.37	0.81	2.9	3.3	2.9	3.4	2.7	3.7	—	—
F 31 4_619.9	619.9	0.34	0.60	0.36	0.80	2.9	3.3	2.9	3.4	2.7	3.7	—	—
F 31 4_685.6	685.6	0.34	0.60	0.36	0.80	2.9	3.3	2.9	3.4	2.7	3.7	—	—
F 31 4_762.3	762.3	0.34	0.60	0.36	0.80	2.9	3.3	2.9	3.4	2.7	3.7	—	—
F 31 4_831.6	831.6	0.34	0.60	0.36	0.80	2.9	3.3	2.9	3.4	2.7	3.7	—	—
F 31 4_938.2	938.2	0.34	0.60	0.36	0.80	2.9	3.3	2.9	3.4	2.7	3.7	—	—
F 31 4_1042	1042	0.34	0.60	0.36	0.80	2.9	3.3	2.9	3.4	2.7	3.7	—	—
F 31 4_1208	1208	0.33	0.59	0.35	0.79	2.9	3.3	2.9	3.4	2.7	3.7	—	—
F 31 4_1368	1368	0.33	0.59	0.35	0.79	2.9	3.3	2.9	3.4	2.7	3.7	—	—
F 31 4_1539	1539	0.83	0.59	0.35	0.79	2.9	3.3	2.9	3.4	2.7	3.7	—	—




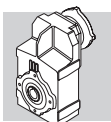
F 41

	i	J ($\cdot 10^{-4}$) [kgm ²]								
			63	71	80	90 	100	112	132	
F 41 2_6.7	6.7	12	—	—	15	15	18	18	29	21
F 41 2_9.1	9.1	7.2	—	—	10	9.8	13	13	24	16
F 41 2_10.8	10.8	8.0	—	—	11	11	13	13	25	17
F 41 2_14.6	14.6	5.0	—	—	7.7	7.6	10	10	21	14
F 41 2_17.1	17.1	3.5	—	—	6.3	6.2	8.9	8.9	20	12
F 41 2_18.9	18.9	3.1	—	—	5.8	5.7	8.5	8.5	20	12
F 41 2_24.1	24.1	2.1	2.8	2.8	4.9	4.8	7.5	7.5	19	11
F 41 2_30.1	30.1	1.5	2.2	2.2	4.3	4.2	6.9	6.9	18	10
F 41 2_38.2	38.2	0.95	1.7	1.7	3.7	3.6	6.3	6.3	17	9.7
F 41 2_47.9	47.9	0.67	1.4	1.4	3.4	3.3	6.0	6.0	17	9.5
F 41 3_51.5	51.5	3.0	—	—	5.7	5.6	8.4	8.4	19	12
F 41 3_60.2	60.2	2.1	—	—	4.9	4.7	7.5	7.5	19	11
F 41 3_66.5	66.5	1.9	—	—	4.7	4.5	7.3	7.3	18	11
F 41 3_84.9	84.9	1.4	2.1	2.1	4.2	4.0	6.8	6.8	18	10
F 41 3_106.0	106.0	1.1	1.8	1.7	3.8	3.7	6.4	6.4	18	9.8
F 41 3_134.4	134.4	0.66	1.4	1.4	3.4	3.3	6.0	6.0	17	9.4
F 41 3_168.7	168.7	0.49	1.2	1.2	3.2	3.1	5.9	5.9	17	9.3
F 41 3_180.7	180.7	0.43	1.1	1.1	3.2	3.1	5.8	5.8	—	9.2
F 41 3_198.9	198.9	0.39	1.1	1.1	3.1	3.0	5.8	5.8	—	9.2
F 41 3_220.1	220.1	0.36	1.1	1.1	3.1	3.0	5.7	5.7	—	9.1
F 41 3_240.1	240.1	0.31	1.0	1.0	3.1	2.9	5.7	5.7	—	9.1
F 41 3_266.9	266.9	0.28	1.0	1.0	3.0	2.9	5.7	5.7	—	9.1
F 41 3_296.6	296.6	0.23	1.0	1.0	3.0	2.9	5.6	5.6	—	9.0
F 41 3_344.8	344.8	0.19	0.92	0.91	2.9	2.8	5.6	5.6	—	9.0
F 41 4_433.7	433.7	0.21	0.94	0.93	3.0	2.8	4.1	4.1	—	1.9
F 41 4_549.8	549.8	0.19	0.92	0.90	2.9	2.8	4.0	4.0	—	1.9
F 41 4_690.1	690.1	0.18	0.91	0.89	2.9	2.8	4.0	4.0	—	1.9
F 41 4_739.4	739.4	0.17	0.90	0.89	2.9	2.8	4.0	4.0	—	1.9
F 41 4_813.8	813.8	0.17	0.90	0.89	2.9	2.8	4.0	4.0	—	1.9
F 41 4_900.5	900.5	0.17	0.90	0.89	2.9	2.8	4.0	4.0	—	1.9
F 41 4_982.4	982.4	0.17	0.90	0.88	2.9	2.8	4.0	4.0	—	1.9
F 41 4_1092	1092	0.16	0.89	0.88	2.9	2.8	4.0	4.0	—	1.9
F 41 4_1213	1213	0.16	0.89	0.88	2.9	2.8	4.0	4.0	—	1.9
F 41 4_1411	1411	0.16	0.89	0.88	2.9	2.8	4.0	4.0	—	1.9





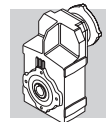
F 41

		J ($\cdot 10^{-4}$) [kgm ²]																	
		 SERVO																	
	i	60A		60B 80A		80B		95A		80C 95B 110A		95C 110B		130A		130B 180A		180B	
		SK	SC	SK	SC	SK	SC	SK	SC	SK	SC	SK	SC	SK	SC	SK	SC	SK	SC
F 41 2_6.7	6.7	—	—	—	—	—	—	—	—	15	16	15	16	15	16	29	31	29	34
F 41 2_9.1	9.1	—	—	—	—	—	—	—	—	10	11	9.8	11	9.8	11	24	27	24	29
F 41 2_10.8	10.8	—	—	—	—	—	—	—	—	11	12	11	12	11	12	25	27	25	30
F 41 2_14.6	14.6	—	—	—	—	—	—	—	—	7.7	8.2	7.6	8.6	7.6	8.6	22	24	21	26
F 41 2_17.1	17.1	—	—	—	—	—	—	—	—	6.3	6.8	6.2	7.2	6.2	7.2	20	23	20	25
F 41 2_18.9	18.9	—	—	—	—	—	—	—	—	5.8	6.3	5.7	6.7	5.7	6.7	20	23	20	25
F 41 2_24.1	24.1	—	—	—	—	4.9	5.4	4.9	5.4	4.9	5.4	4.8	5.8	4.8	5.8	19	22	19	24
F 41 2_30.1	30.1	—	—	—	—	4.3	4.8	4.3	4.8	4.3	4.8	4.2	5.2	4.2	5.2	18	21	18	23
F 41 2_38.2	38.2	—	—	—	—	3.8	4.2	3.8	4.2	3.7	4.2	3.6	4.6	3.6	4.6	18	20	17	22
F 41 2_47.9	47.9	—	—	—	—	3.5	3.9	3.5	3.9	3.4	3.9	3.3	4.3	3.3	4.3	18	20	17	22
F 41 3_51.5	51.5	—	—	—	—	—	—	—	—	5.7	6.2	5.6	6.6	5.6	6.6	20	22	19	24
F 41 3_60.2	60.2	—	—	—	—	—	—	—	—	4.9	5.4	4.7	5.7	4.7	5.7	19	22	19	24
F 41 3_66.5	66.5	—	—	—	—	—	—	—	—	4.7	5.2	4.5	5.5	4.5	5.5	19	21	18	23
F 41 3_84.9	84.9	—	—	—	—	4.2	4.7	4.2	4.7	4.2	4.7	4.0	5.0	4.0	5.0	18	21	18	23
F 41 3_106.0	106.0	—	—	—	—	3.9	4.4	3.9	4.4	3.8	4.3	3.7	4.7	3.7	4.7	18	21	18	23
F 41 3_134.4	134.4	—	—	—	—	3.5	3.9	3.5	3.9	3.4	3.9	3.3	4.3	3.3	4.3	18	20	17	22
F 41 3_168.7	168.7	—	—	—	—	3.3	3.7	3.3	3.7	3.2	3.7	3.1	4.1	3.1	4.1	17	20	17	22
F 41 3_180.7	180.7	—	—	—	—	3.3	3.7	3.3	3.7	3.2	3.7	3.1	4.1	3.1	4.1	—	—	—	—
F 41 3_198.9	198.9	—	—	—	—	3.2	3.6	3.2	3.6	3.1	3.6	3.0	4.0	3.0	4.0	—	—	—	—
F 41 3_220.1	220.1	—	—	—	—	3.2	3.6	3.2	3.6	3.1	3.6	3.0	4.0	3.0	4.0	—	—	—	—
F 41 3_240.1	240.1	—	—	—	—	3.1	3.6	3.1	3.6	3.1	3.6	2.9	3.9	2.9	3.9	—	—	—	—
F 41 3_266.9	266.9	—	—	—	—	3.1	3.5	3.1	3.5	3.0	3.5	2.9	3.9	2.9	3.9	—	—	—	—
F 41 3_296.6	296.6	—	—	—	—	3.1	3.5	3.1	3.5	3.0	3.5	2.9	3.9	2.9	3.9	—	—	—	—
F 41 3_344.8	344.8	—	—	—	—	3.0	3.4	3.0	3.4	2.9	3.4	2.8	3.8	2.8	3.8	—	—	—	—
F 41 4_433.7	433.7	0.48	0.74	0.50	0.94	—	—	3.0	3.5	3.0	3.5	2.8	3.8	—	—	—	—	—	—
F 41 4_549.8	549.8	0.46	0.72	0.48	0.92	—	—	3.0	3.4	2.9	3.4	2.8	3.8	—	—	—	—	—	—
F 41 4_690.1	690.1	0.45	0.71	0.47	0.91	—	—	3.0	3.4	2.9	3.4	2.8	3.8	—	—	—	—	—	—
F 41 4_739.4	739.4	0.44	0.70	0.46	0.90	—	—	3.0	3.4	2.9	3.4	2.8	3.8	—	—	—	—	—	—
F 41 4_813.8	813.8	0.44	0.70	0.46	0.90	—	—	3.0	3.4	2.9	3.4	2.8	3.8	—	—	—	—	—	—
F 41 4_900.5	900.5	0.44	0.70	0.46	0.90	—	—	3.0	3.4	2.9	3.4	2.8	3.8	—	—	—	—	—	—
F 41 4_982.4	982.4	0.44	0.70	0.46	0.90	—	—	3.0	3.4	2.9	3.4	2.8	3.8	—	—	—	—	—	—
F 41 4_1092	1092	0.43	0.69	0.45	0.89	—	—	3.0	3.4	2.9	3.4	2.8	3.8	—	—	—	—	—	—
F 41 4_1213	1213	0.43	0.69	0.45	0.89	—	—	3.0	3.4	2.9	3.4	2.8	3.8	—	—	—	—	—	—
F 41 4_1411	1411	0.43	0.69	0.45	0.89	—	—	3.0	3.4	2.9	3.4	2.8	3.8	—	—	—	—	—	—




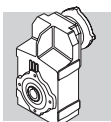
F 51

	i	J ($\cdot 10^{-4}$) [kgm ²]										
			63	71	80	90	 IEC	100	112	132	160	
F 51 2_7.2	7.2	25	—	—	28	28	30	30	42	101	103	34
F 51 2_9.1	9.1	17	—	—	20	19	22	22	33	92	94	26
F 51 2_11.1	11.1	16	—	—	19	19	22	22	33	92	94	25
F 51 2_14.0	14.0	11	—	—	14	14	17	17	28	87	89	20
F 51 2_18.8	18.8	7.0	—	—	9.8	9.6	12	12	24	83	85	16
F 51 2_23.8	23.8	4.5	—	—	7.3	7.2	9.9	9.9	21	80	82	13
F 51 2_30.0	30.0	3.1	3.8	3.8	5.9	5.8	8.5	8.5	20	79	81	12
F 51 2_37.1	37.1	2.2	3.0	3.0	5.0	4.9	7.6	7.6	19	78	80	11
F 51 3_48.9	48.9	6.2	—	—	8.9	8.8	12	12	23	82	84	15
F 51 3_65.8	65.8	4.2	—	—	6.9	6.8	9.6	9.6	21	80	82	13
F 51 3_83.2	83.2	2.7	—	—	5.5	5.4	8.1	8.1	19	78	80	12
F 51 3_105.1	105.1	2.0	2.7	2.7	4.8	4.6	7.4	7.4	19	78	80	11
F 51 3_129.9	129.9	1.5	2.2	2.2	4.3	4.1	6.9	6.9	18	77	79	10
F 51 3_165.6	165.6	0.95	1.7	1.7	3.7	3.6	6.3	6.3	17	76	78	9.7
F 51 3_202.4	202.4	0.72	1.4	1.4	3.5	3.3	6.1	6.1	17	76	78	9.5
F 51 3_216.9	216.9	0.64	1.4	1.3	3.4	3.3	6.0	6.0	—	—	—	9.4
F 51 3_239.8	239.8	0.60	1.3	1.3	3.4	3.2	6.0	6.0	—	—	—	9.4
F 51 3_262.1	262.1	0.53	1.3	1.3	3.3	3.2	5.9	5.9	—	—	—	9.3
F 51 3_285.9	285.9	0.46	1.2	1.2	3.2	3.1	5.8	5.8	—	—	—	9.2
F 51 3_317.3	317.3	0.39	1.1	1.1	3.2	3.0	5.8	5.8	—	—	—	9.2
F 51 3_352.5	352.5	0.28	1.1	1.1	3.1	3.0	5.7	5.7	—	—	—	9.1
F 51 4_429.1	429.1	0.36	1.1	1.1	3.1	3.0	5.7	5.7	18	—	—	2.4
F 51 4_530.5	530.5	0.33	1.1	1.0	3.1	3.0	5.7	5.7	18	—	—	2.4
F 51 4_676.3	676.3	0.30	1.0	1.0	3.1	2.9	5.7	5.7	18	—	—	2.4
F 51 4_826.4	826.4	0.28	1.0	1.0	3.0	2.9	5.7	5.7	18	—	—	2.3
F 51 4_885.5	885.5	0.28	1.0	1.0	3.0	2.9	5.7	5.7	—	—	—	2.3
F 51 4_979.4	979.4	0.28	1.0	1.0	3.0	2.9	5.7	5.7	—	—	—	2.3
F 51 4_1070	1070	0.27	1.0	1.0	3.0	2.9	5.6	5.6	—	—	—	2.3
F 51 4_1168	1168	0.27	1.0	1.0	3.0	2.9	5.6	5.6	—	—	—	2.3
F 51 4_1296	1296	0.26	1.0	1.0	3.0	2.9	5.6	5.6	—	—	—	2.3
F 51 4_1439	1439	0.26	1.0	1.0	3.0	2.9	5.6	5.6	—	—	—	2.3





F 51

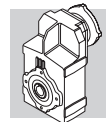
		J ($\cdot 10^{-4}$) [kgm ²]											
													
	i	80B		95A		80C 95B 110A		95C 110B 130A		130B 180A		180B	
		SK	SC	SK	SC	SK	SC	SK	SC	SK	SC	SK	SC
F 51 2_7.2	7.2	—	—	—	—	28	29	28	23	42	44	42	47
F 51 2_9.1	9.1	—	—	—	—	20	21	19	20	34	36	33	38
F 51 2_11.1	11.1	—	—	—	—	19	20	19	20	33	35	33	38
F 51 2_14.0	14.0	—	—	—	—	14	15	14	15	28	30	28	33
F 51 2_18.8	18.8	—	—	—	—	9.8	10	9.6	11	24	26	24	29
F 51 2_23.8	23.8	—	—	—	—	7.3	7.8	7.2	8.2	21	24	21	26
F 51 2_30.0	30.0	5.9	6.4	5.9	6.4	5.9	6.4	5.8	6.8	20	23	20	25
F 51 2_37.1	37.1	5.0	5.5	5.0	5.5	5.0	5.5	4.9	5.9	19	22	19	24
F 51 3_48.9	48.9	—	—	—	—	8.9	9.4	8.8	9.8	23	26	23	28
F 51 3_65.8	65.8	—	—	—	—	6.9	7.4	6.8	7.8	21	24	21	26
F 51 3_83.2	83.2	—	—	—	—	5.5	6.0	5.4	6.4	20	22	19	24
F 51 3_105.1	105.1	4.8	5.3	4.8	5.3	4.8	5.3	4.6	5.6	19	21	19	24
F 51 3_129.9	129.9	4.3	4.8	4.3	4.8	4.3	4.8	4.1	5.1	18	21	18	23
F 51 3_165.6	165.6	3.8	4.2	3.8	4.2	3.7	4.2	3.6	4.6	18	20	17	22
F 51 3_202.4	202.4	3.5	4.0	3.5	4.0	3.5	4.0	3.3	4.3	18	20	17	22
F 51 3_216.9	216.9	3.5	3.9	3.5	3.9	3.4	3.9	3.3	4.3	—	—	—	—
F 51 3_239.8	239.8	3.4	3.9	3.4	3.9	3.4	3.9	3.2	4.2	—	—	—	—
F 51 3_262.1	262.1	3.4	3.8	3.4	3.8	3.3	3.8	3.2	4.2	—	—	—	—
F 51 3_285.9	285.9	3.3	3.7	3.3	3.7	3.2	3.7	3.1	4.1	—	—	—	—
F 51 3_317.3	317.3	3.2	3.6	3.2	3.6	3.2	3.7	3.0	4.0	—	—	—	—
F 51 3_352.5	352.5	3.1	3.5	3.1	3.5	3.1	3.6	3.0	4.0	—	—	—	—
F 51 4_429.1	429.1	—	—	3.2	3.6	3.1	3.6	3.0	4.0	—	—	—	—
F 51 4_530.5	530.5	—	—	3.2	3.6	3.1	3.6	3.0	4.0	—	—	—	—
F 51 4_676.3	676.3	—	—	3.1	3.6	3.1	3.6	2.9	3.9	—	—	—	—
F 51 4_826.4	826.4	—	—	3.1	3.5	3.0	3.5	2.9	3.9	—	—	—	—
F 51 4_885.5	885.5	—	—	3.1	3.5	3.0	3.5	2.9	3.9	—	—	—	—
F 51 4_979.4	979.4	—	—	3.1	3.5	3.0	3.5	2.9	3.9	—	—	—	—
F 51 4_1070	1070	—	—	3.1	3.5	3.0	3.5	2.9	3.9	—	—	—	—
F 51 4_1168	1168	—	—	3.1	3.5	3.0	3.5	2.9	3.9	—	—	—	—
F 51 4_1296	1296	—	—	3.1	3.5	3.0	3.5	2.9	3.9	—	—	—	—
F 51 4_1439	1439	—	—	3.1	3.5	3.0	3.5	2.9	3.9	—	—	—	—




F 60

	i	J ($\cdot 10^{-4}$) [kgm ²]										
			63	71	80	90	100	112	132	160	180	
F 60 3_9.0	9.0	40	—	—	—	—	—	—	59	118	116	61
F 60 3_9.7	9.7	38	—	—	—	—	—	—	57	116	114	59
F 60 3_11.8	11.8	25	—	—	28	28	29	29	44	103	101	46
F 60 3_12.7	12.7	24	—	—	27	27	28	28	43	102	100	45
F 60 3_14.5	14.5	18	—	—	21	20	22	22	37	96	94	39
F 60 3_15.7	15.7	17	—	—	20	20	21	21	36	95	93	38
F 60 3_19.1	19.1	10	—	—	13	13	14	14	29	89	86	31
F 60 3_20.7	20.7	9.9	—	—	13	13	14	14	29	88	86	31
F 60 3_23.5	23.5	7.3	—	—	10	10	11	11	26	86	83	28
F 60 3_25.4	25.4	7.1	—	—	9.9	9.9	11	11	26	85	83	28
F 60 3_29.6	29.6	15	—	—	—	—	—	—	34	93	91	36
F 60 3_32.1	32.1	15	—	—	—	—	—	—	34	93	91	36
F 60 3_38.8	38.8	11	—	—	14	13	15	15	30	89	87	32
F 60 3_42.1	42.1	11	—	—	13	13	15	15	29	89	87	31
F 60 3_47.8	47.8	8.2	—	—	11	11	12	12	27	86	84	29
F 60 3_51.8	51.8	8.1	—	—	11	11	12	12	27	86	84	29
F 60 3_63.0	63.0	4.9	—	—	7.7	7.6	8.9	8.9	24	83	81	26
F 60 3_68.3	68.3	4.8	—	—	7.7	7.6	8.9	8.9	24	83	81	26
F 60 3_77.6	77.6	3.7	—	—	6.6	6.5	7.8	7.8	23	82	80	25
F 60 3_84.0	84.0	3.7	—	—	6.5	6.5	7.8	7.8	23	82	80	25
F 60 3_98.2	98.2	2.7	4.2	4.2	5.6	5.5	6.8	6.8	22	81	79	24
F 60 3_106.4	106.4	2.7	4.2	4.2	5.5	5.4	6.8	6.8	22	81	79	24
F 60 3_120.5	120.5	1.8	3.2	3.2	4.6	4.6	5.9	5.9	21	80	78	23
F 60 3_130.5	130.5	1.8	3.2	3.2	4.6	4.6	5.8	5.8	21	80	78	23
F 60 3_150.4	150.4	1.3	2.7	2.7	4.1	4.1	5.4	5.4	20	80	77	22
F 60 3_162.9	162.9	1.3	2.7	2.7	4.1	4.1	5.4	5.4	20	80	77	22
F 60 3_185.9	185.9	0.90	2.4	2.4	3.8	3.7	5.0	5.0	20	79	77	22
F 60 3_201.4	201.4	0.90	2.4	2.4	3.8	3.7	5.0	5.0	20	79	77	22
F 60 3_217.6	217.6	0.70	2.2	2.2	3.6	3.5	4.8	4.8	—	—	—	22
F 60 3_235.8	235.8	0.70	2.2	2.2	3.6	3.5	4.8	4.8	—	—	—	22
F 60 3_259.1	259.1	0.50	2.0	2.0	3.4	3.3	4.6	4.6	—	—	—	22
F 60 3_280.7	280.7	0.50	2.0	2.0	3.4	3.3	4.6	4.6	—	—	—	22

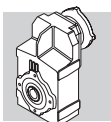
For the values of the moment of inertia of 4-stage gearboxes, please contact our Technical Service department.






F 60

		J ($\cdot 10^{-4}$) [kgm ²]									
											
	i	95A		80C 95B 110A		95C 110B 130A		130B 180A		180B	
		SK	SC	SK	SC	SK	SC	SK	SC	SK	SC
F 60 3_9.0	9.0	—	—	—	—	—	—	57	59	59	64
F 60 3_9.7	9.7	—	—	—	—	—	—	55	57	57	62
F 60 3_11.8	11.8	—	—	28	29	28	29	42	44	44	49
F 60 3_12.7	12.7	—	—	27	28	27	28	41	43	43	48
F 60 3_14.5	14.5	—	—	21	22	20	21	35	37	37	42
F 60 3_15.7	15.7	—	—	20	21	20	21	34	36	36	41
F 60 3_19.1	19.1	—	—	13	14	13	14	27	29	29	34
F 60 3_20.7	20.7	—	—	13	14	13	14	27	29	29	34
F 60 3_23.5	23.5	—	—	10	11	10	11	24	27	26	31
F 60 3_25.4	25.4	—	—	9.9	10	9.9	11	24	27	26	31
F 60 3_29.6	29.6	—	—	—	—	—	—	32	34	34	39
F 60 3_32.1	32.1	—	—	—	—	—	—	32	34	34	39
F 60 3_38.8	38.8	—	—	14	15	13	14	28	30	30	35
F 60 3_42.1	42.1	—	—	13	14	13	14	28	30	29	34
F 60 3_47.8	47.8	—	—	11	12	11	12	25	28	27	32
F 60 3_51.8	51.8	—	—	11	12	11	12	25	28	27	32
F 60 3_63.0	63.0	—	—	7.7	8.2	7.6	8.6	22	24	24	29
F 60 3_68.3	68.3	—	—	7.7	8.2	7.6	8.6	22	24	24	29
F 60 3_77.6	77.6	—	—	6.6	7.1	6.5	7.5	21	23	23	28
F 60 3_84.0	84.0	—	—	6.5	7.0	6.5	7.5	21	23	23	28
F 60 3_98.2	98.2	—	—	5.6	6.1	5.5	6.5	20	22	22	27
F 60 3_106.4	106.4	5.5	6.0	5.5	6.0	5.4	6.4	20	22	22	27
F 60 3_120.5	120.5	2.2	2.7	4.6	5.1	4.6	5.6	19	21	21	26
F 60 3_130.5	130.5	2.2	2.7	4.6	5.1	4.6	5.6	19	21	21	26
F 60 3_150.4	150.4	4.1	4.6	4.1	4.6	4.1	5.1	18	21	20	25
F 60 3_162.9	162.9	4.1	4.6	4.1	4.6	4.1	5.1	18	21	20	25
F 60 3_185.9	185.9	3.7	4.2	3.8	4.3	3.7	4.7	18	20	20	25
F 60 3_201.4	201.4	3.7	4.2	3.8	4.3	3.7	4.7	18	20	20	25
F 60 3_217.6	217.6	3.5	4.0	3.6	4.1	3.5	4.5	—	—	—	—
F 60 3_235.8	235.8	3.5	4.0	3.6	4.1	3.5	4.5	—	—	—	—
F 60 3_259.1	259.1	3.3	3.8	3.4	3.9	3.3	4.3	—	—	—	—
F 60 3_280.7	280.7	3.3	3.8	3.4	3.9	3.3	4.3	—	—	—	—

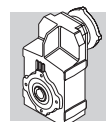
For the values of the moment of inertia of 4-stage gearboxes, please contact our Technical Service department.






F 70

	i	J ($\cdot 10^{-4}$) [kgm ²]									
			 IEC								
			80	90	100	112	132	160	180	200	
F 70 3_10.0	10.0	—	—	—	—	—	—	169	167	176	133
F 70 3_10.9	10.9	—	—	—	—	—	—	166	163	173	129
F 70 3_12.8	12.8	—	—	—	—	—	—	139	137	146	102
F 70 3_13.9	13.9	—	—	—	—	—	—	137	135	144	100
F 70 3_16.3	16.3	39	—	—	—	—	58	117	115	124	80
F 70 3_17.7	17.7	37	—	—	—	—	56	116	113	123	79
F 70 3_20.9	20.9	26	—	—	—	—	45	105	102	—	68
F 70 3_22.6	22.6	26	—	—	—	—	44	104	102	—	67
F 70 3_24.6	24.6	21	—	—	—	—	40	99	97	—	62
F 70 3_27.7	27.7	—	—	—	—	—	—	128	126	135	73
F 70 3_30.0	30.0	—	—	—	—	—	—	127	125	134	73
F 70 3_35.4	35.4	—	—	—	—	—	—	114	112	121	77
F 70 3_38.4	38.4	—	—	—	—	—	—	114	111	121	77
F 70 3_45.2	45.2	23	—	—	—	—	42	101	99	108	65
F 70 3_49.0	49.0	23	—	—	—	—	42	101	99	108	65
F 70 3_57.7	57.7	17	—	—	—	—	36	95	93	—	58
F 70 3_62.5	62.5	17	—	—	—	—	36	95	93	—	58
F 70 3_67.9	67.9	14	—	—	—	—	33	92	90	—	55
F 70 3_73.6	73.6	14	—	—	—	—	33	92	90	—	55
F 70 3_85.4	85.4	9.0	11	11	13	13	28	87	85	—	50
F 70 3_92.5	92.5	9.0	11	11	13	13	28	87	85	—	50
F 70 3_101.2	101.2	6.3	8.9	8.8	10	10	25	85	82	—	47
F 70 3_109.6	109.6	6.3	8.9	8.8	10	10	25	85	82	—	47
F 70 3_122.7	122.7	5.1	7.9	7.8	9.1	9.1	24	83	81	—	46
F 70 3_133.0	133.0	5.1	7.9	7.8	9.1	9.1	24	83	81	—	46
F 70 3_153.8	153.8	3.2	6.0	6.0	7.3	7.3	22	81	79	—	44
F 70 3_166.7	166.7	3.2	6.0	6.0	7.3	7.3	22	81	79	—	44
F 70 3_180.9	180.9	2.3	5.1	5.1	6.3	6.3	21	81	78	—	43
F 70 3_196.0	196.0	2.3	5.1	5.0	6.3	6.3	21	81	78	—	43

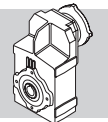
For the values of the moment of inertia of 4-stage gearboxes, please contact our Technical Service department.






F 80

	i	J ($\cdot 10^{-4}$) [kgm ²]										
			 IEC									
		80	90	100	112	132	160	180	200	225		
F 80 3_10.3	10.3	—	—	—	—	—	—	286	300	578	252	
F 80 3_11.2	11.2	—	—	—	—	—	—	277	291	569	244	
F 80 3_12.9	12.9	—	—	—	—	—	217	218	231	509	184	
F 80 3_14.0	14.0	—	—	—	—	—	212	212	226	504	178	
F 80 3_16.2	16.2	—	—	—	—	—	173	171	180	464	136	
F 80 3_17.6	17.6	—	—	—	—	—	170	167	177	461	133	
F 80 3_20.3	20.3	60	—	—	—	79	139	136	146	431	102	
F 80 3_22.0	22.0	58	—	—	—	77	136	134	143	429	100	
F 80 3_25.2	25.2	43	—	—	—	62	121	119	150	413	84	
F 80 3_28.8	28.8	—	—	—	—	—	—	189	203	480	155	
F 80 3_31.3	31.3	—	—	—	—	—	—	188	201	479	154	
F 80 3_36.0	36.0	—	—	—	—	—	155	155	169	447	121	
F 80 3_39.0	39.0	—	—	—	—	—	154	154	168	446	121	
F 80 3_45.3	45.3	—	—	—	—	—	133	132	141	425	97	
F 80 3_49.1	49.1	—	—	—	—	—	133	131	140	425	97	
F 80 3_56.7	56.7	35	—	—	—	54	113	111	120	406	77	
F 80 3_61.5	61.5	35	—	—	—	54	113	111	120	406	76	
F 80 3_70.4	70.4	27	—	—	—	46	105	103	133	397	68	
F 80 3_76.3	76.3	27	—	—	—	45	105	103	133	396	68	
F 80 3_85.2	85.2	20	—	—	—	39	99	96	126	389	62	
F 80 3_92.3	92.3	20	—	—	—	39	99	96	126	389	61	
F 80 3_105.0	105.0	14	16	16	17	17	32	92	90	119	383	55
F 80 3_113.8	113.8	14	16	16	17	17	32	92	90	119	382	55
F 80 3_122.5	122.5	13	15	15	17	17	32	91	89	118	381	54
F 80 3_132.7	132.7	13	15	15	16	16	31	91	89	118	381	54
F 80 3_147.9	147.9	8.5	11	11	13	13	27	87	85	114	377	50
F 80 3_160.2	160.2	8.5	11	11	13	13	27	87	84	—	—	50
F 80 3_184.6	184.6	5.1	7.9	7.8	9.1	9.1	24	83	81	—	—	46
F 80 3_200.0	200.0	5.0	7.9	7.8	9.1	9.1	24	83	81	—	—	46

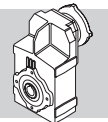
For the values of the moment of inertia of 4-stage gearboxes, please contact our Technical Service department.



F 90

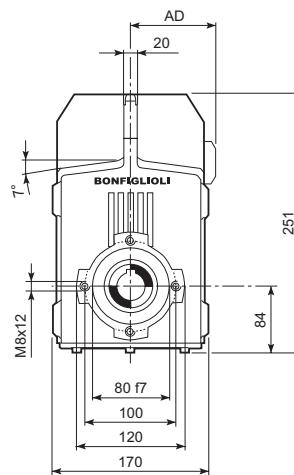
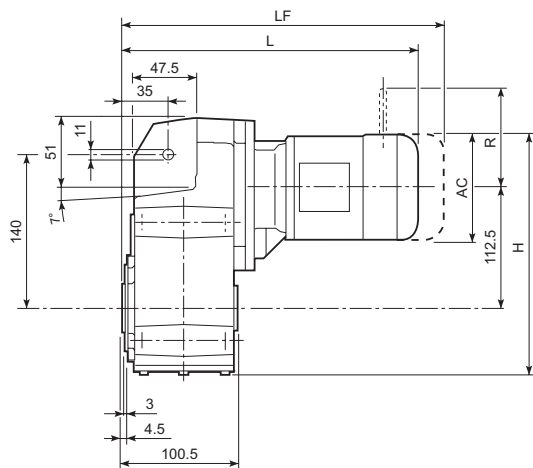
	i	J ($\cdot 10^{-4}$) [kgm ²]											
			80	90	100	112	 IEC	160	180	200	225	250	
F 90 3_10.3	10.3	—	—	—	—	—	—	—	549	559	843	870	850
F 90 3_11.1	11.1	—	—	—	—	—	—	—	529	539	823	850	830
F 90 3_13.4	13.4	—	—	—	—	—	—	—	373	383	667	694	674
F 90 3_14.5	14.5	—	—	—	—	—	—	—	361	371	655	682	662
F 90 3_16.5	16.5	—	—	—	—	—	—	—	286	296	580	607	587
F 90 3_17.9	17.9	—	—	—	—	—	—	—	278	288	572	599	579
F 90 3_20.6	20.6	—	—	—	—	—	—	224	222	232	516	542	513
F 90 3_22.3	22.3	—	—	—	—	—	—	220	217	227	511	537	508
F 90 3_25.4	25.4	103	—	—	—	—	122	181	179	188	474	500	471
F 90 3_28.6	28.6	—	—	—	—	—	—	—	291	301	585	613	593
F 90 3_31.0	31.0	—	—	—	—	—	—	—	289	299	583	610	590
F 90 3_37.4	37.4	—	—	—	—	—	—	—	222	232	516	543	523
F 90 3_40.5	40.5	—	—	—	—	—	—	—	220	230	514	541	521
F 90 3_46.1	46.1	—	—	—	—	—	—	—	186	196	480	507	487
F 90 3_49.9	49.9	—	—	—	—	—	—	—	185	195	479	506	486
F 90 3_57.3	57.3	—	—	—	—	—	—	161	158	168	452	479	450
F 90 3_62.1	62.1	—	—	—	—	—	—	160	158	167	451	478	449
F 90 3_70.8	70.8	61	—	—	—	—	80	139	137	146	432	458	429
F 90 3_76.7	76.7	60	—	—	—	—	79	139	136	146	431	458	429
F 90 3_88.4	88.4	44	—	—	—	—	63	123	120	151	414	441	412
F 90 3_95.8	95.8	44	—	—	—	—	63	122	120	151	414	441	412
F 90 3_103.3	103.3	41	—	—	—	—	59	119	117	146	410	436	408
F 90 3_111.9	111.9	40	—	—	—	—	59	119	116	146	409	436	407
F 90 3_126.8	126.8	26	29	29	30	30	45	105	102	132	395	422	393
F 90 3_137.3	137.3	26	29	29	30	30	45	104	102	132	395	422	393
F 90 3_150.3	150.3	21	24	24	25	25	40	100	97	127	390	417	388
F 90 3_162.8	162.8	21	24	24	25	25	40	100	97	127	390	417	388
F 90 3_179.2	179.2	14	16	16	18	18	33	92	90	—	—	—	381
F 90 3_194.2	194.2	14	16	16	17	17	33	92	90	—	—	—	381

For the values of the moment of inertia of 4-stage gearboxes, please contact our Technical Service department.

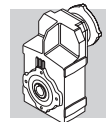


62 DIMENSIONS

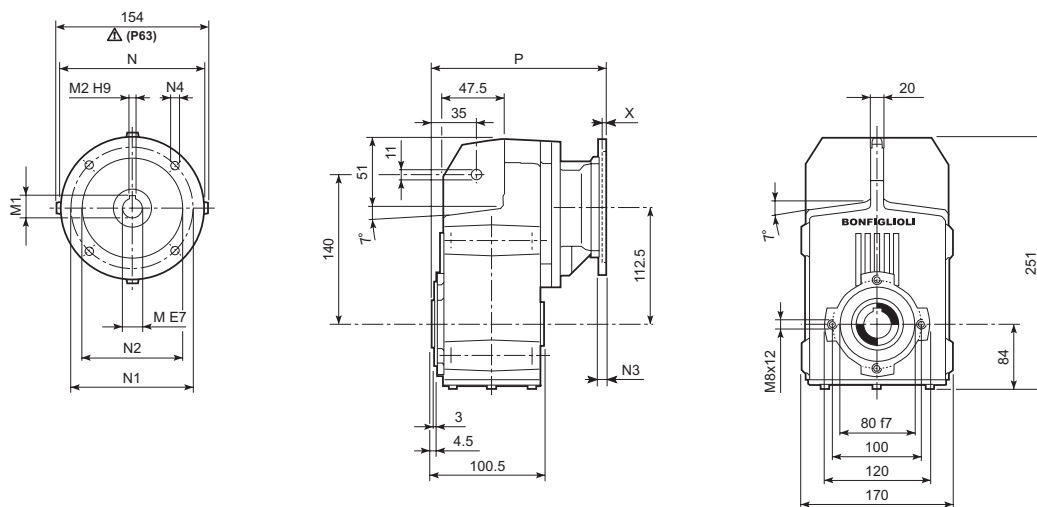
F 10...M



								M...FD M...FA		M...FD		M...FA	
			AC	H	L	AD		LF		R	AD	R	AD
F 10 2	S05	M05	121	220.5	311.5	95	12	377.5	13	96	122	116	95
F 10 2	S1	M1	138	265.5	340.5	108	14	401.5	17	103	135	124	108
F 10 2	S2	M2S	156	274.5	369.5	119	18	439.5	21	129	146	134	119
F 10 2	S3	M3S	195	294	412.5	142	22	508.5	30	160	158	160	142
F 10 2	S3	M3L	195	294	444.5	142	24	535.5	31	160	158	160	142

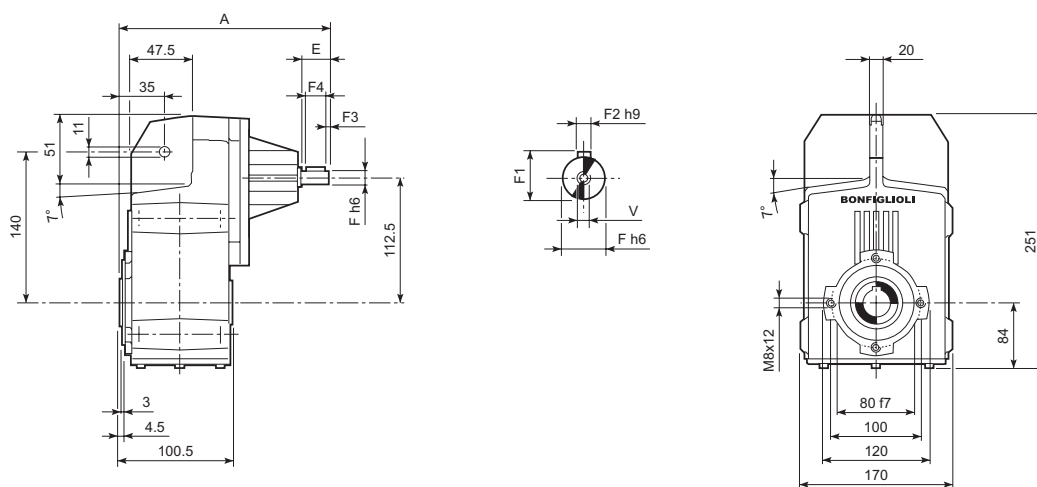


F 10...P(IEC)

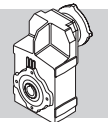


		M	M1	M2	N	N1	N2	N3	N4	X	P	
F 10 2	P63	11	12.8	4	140	115	95	—	M8x19	4	185.5	8
F 10 2	P71	14	16.3	5	160	130	110	—	M8x16	4.5	185.5	8
F 10 2	P80	19	21.8	6	200	165	130	—	M10x12	4	205	9
F 10 2	P90	24	27.3	8	200	165	130	—	M10x12	4	205	9
F 10 2	P100	28	31.3	8	250	215	180	—	M12x16	4.5	215	13
F 10 2	P112	28	31.3	8	250	215	180	—	M12x16	4.5	215	13

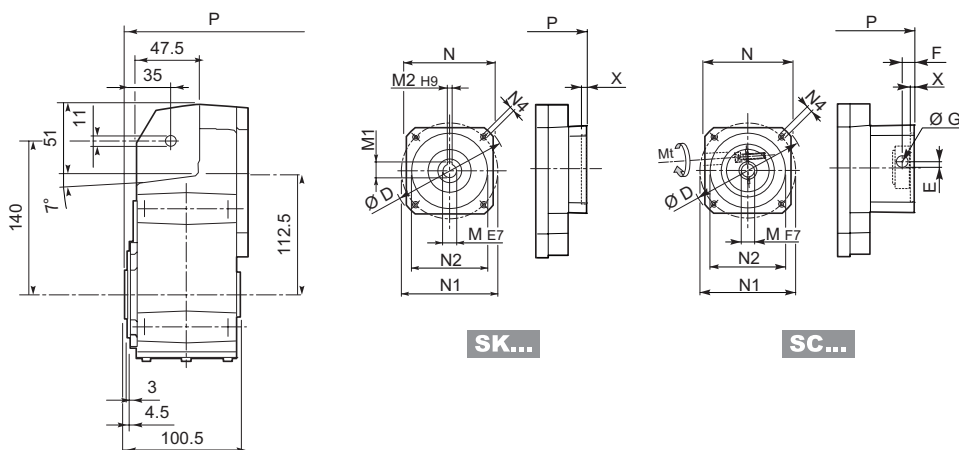
F 10...HS



		A	E	F	F1	F2	F3	F4	V	
F 10 2	HS	192	40	16	18	5	2.5	35	M6x16	7.5

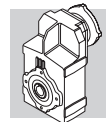


F 10...SK / SC



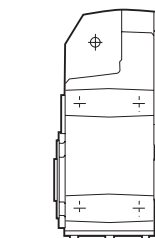
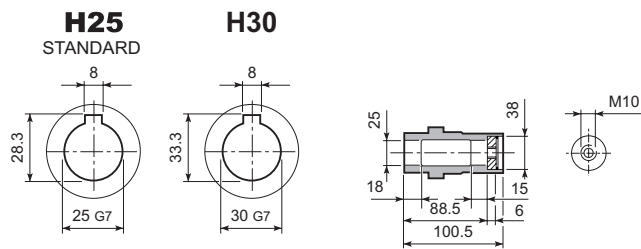
		D	M	M1	M2	N	N1	N2	N4	X	P	
F 10 2	SK 60A	102	11	12.8	4	82	75	60	M5x10	3.5	157	8
F 10 2	SK 60B	102	14	16.3	5	82	75	60	M5x10	4	164	8
F 10 2	SK 80A	115	14	16.3	5	90	100	80	M6x12	4	164	8
F 10 2	SK 80C	120	19	21.8	6	96	100	80	M6x12	4	205	9
F 10 2	SK 95A	130	14	16.3	5	102	115	95	M8x12	4	205	9
F 10 2	SK 95B	130	19	21.8	6	102	115	95	M8x12	4	205	9
F 10 2	SK 95C	130	24	27.3	8	102	115	95	M8x12	4	205	9
F 10 2	SK 110A	150	19	21.8	6	120	130	110	M8x12	5	205	9
F 10 2	SK 110B	150	24	27.3	8	120	130	110	M8x12	5	205	9

			Mt	D	E	F	G	M	N	N1	N2	N4	X	P	
F 10 2	SC 60A	M6	15 Nm	102	7	12.5	12.5	11	82	75	60	M5x10	4	184	8
F 10 2	SC 60B	M6	15 Nm	102	7	12.5	12.5	14	82	75	60	M5x10	4	184	9
F 10 2	SC 80A	M6	15 Nm	115	6	12.5	12.5	14	90	100	80	M6x12	4	184	9
F 10 2	SC 80C	M6	15 Nm	120	15.5	14.5	17.75	19	96	100	80	M6x12	4	228.5	10
F 10 2	SC 95A	M6	15 Nm	130	16.5	15	17.75	14	102	115	95	M8x16	4	228.5	10
F 10 2	SC 95B	M6	15 Nm	130	16.5	15	17.75	19	102	115	95	M8x16	4	228.5	10
F 10 2	SC 95C	M6	15 Nm	130	16.5	15	17.75	24	102	115	95	M8x16	4	228.5	10
F 10 2	SC 110A	M6	15 Nm	150	16.5	16	17.75	19	120	130	110	M8x16	5	228.5	11
F 10 2	SC 110B	M6	15 Nm	150	16.5	16	17.75	24	120	130	110	M8x16	5	228.5	11

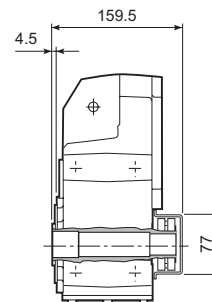
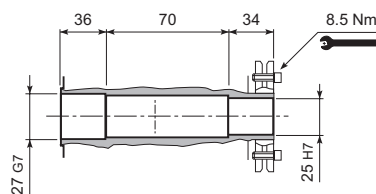


F 10

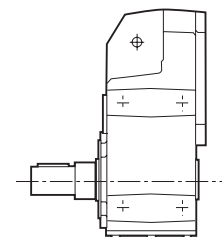
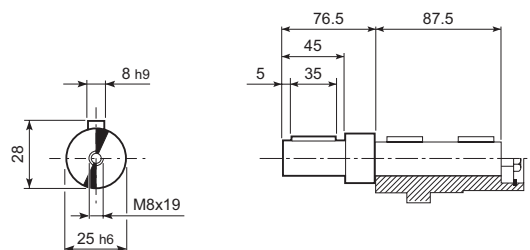
F 10...H



F 10...S

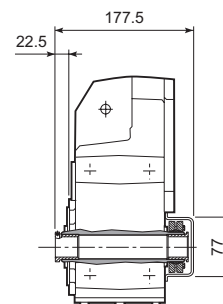
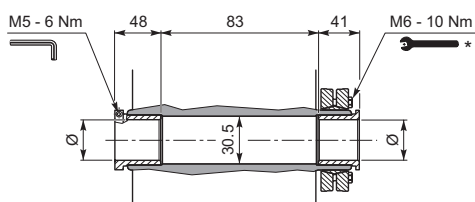


F 10...R

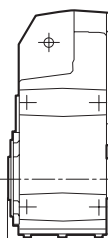
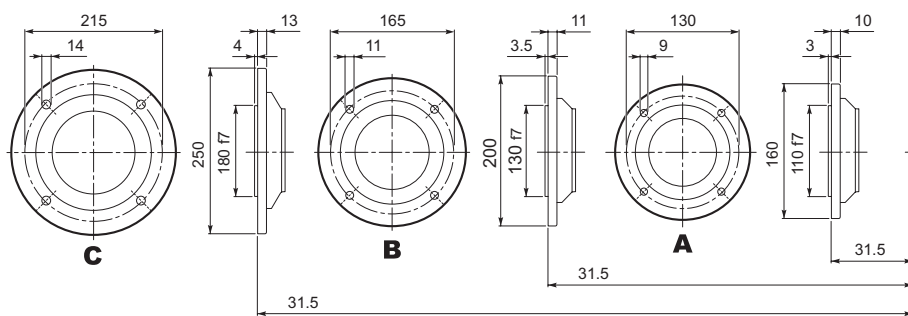


F 10...QF

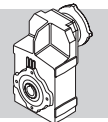
	Ø
QF25	25
QF30	30



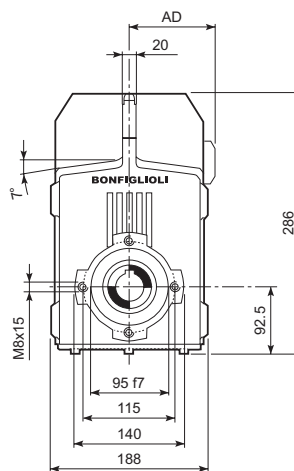
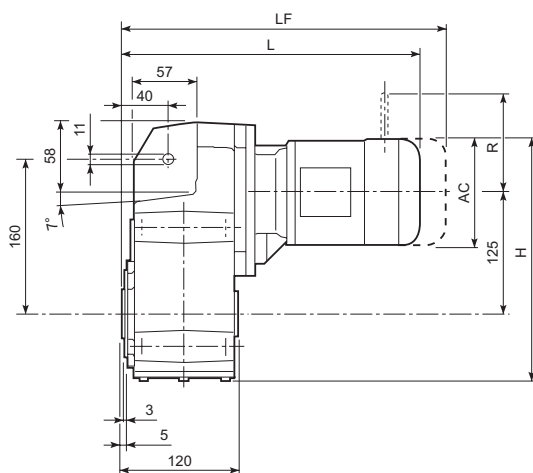
F 10...F...



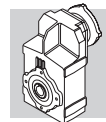
* Follow the MOUNTING INSTRUCTIONS supplied with the gearbox.



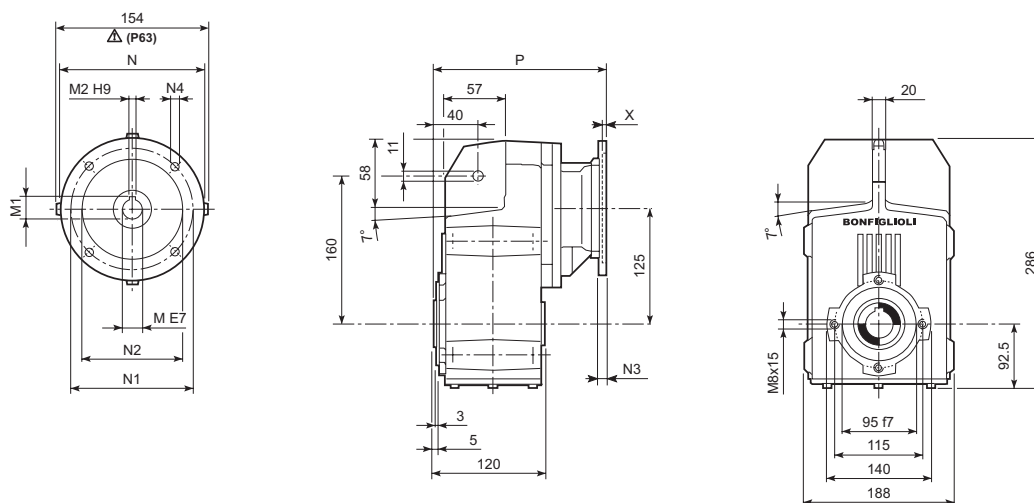
F 20...M



								M...FD M...FA		M...FD		M...FA	
			AC	H	L	AD		LF		R	AD	R	AD
F 20 2	S05	M05	121	278.2	323.5	95	15	389.5	17	96	122	116	95
F 20 2	S1	M1	138	286.7	352.5	108	17	413.5	20	103	135	124	108
F 20 2	S2	M2S	156	295.7	381.5	119	21	451.5	25	129	146	134	119
F 20 2	S3	M3S	195	315.2	424.5	142	26	520.5	33	160	158	160	142
F 20 2	S3	M3L	195	315.2	456.5	142	31	547.5	38	160	158	160	142
F 20 3	S05	M05	121	278.2	379	95	17	445	18	96	122	116	95
F 20 3	S1	M1	138	286.7	408	108	19	469	21	103	135	124	108
F 20 3	S2	M2S	156	295.7	437	119	22	507	26	129	146	134	119
F 20 3	S3	M3S	195	315.2	480	142	27	576	34	160	158	160	142
F 20 3	S3	M3L	195	315.2	512	142	32	603	39	160	158	160	142

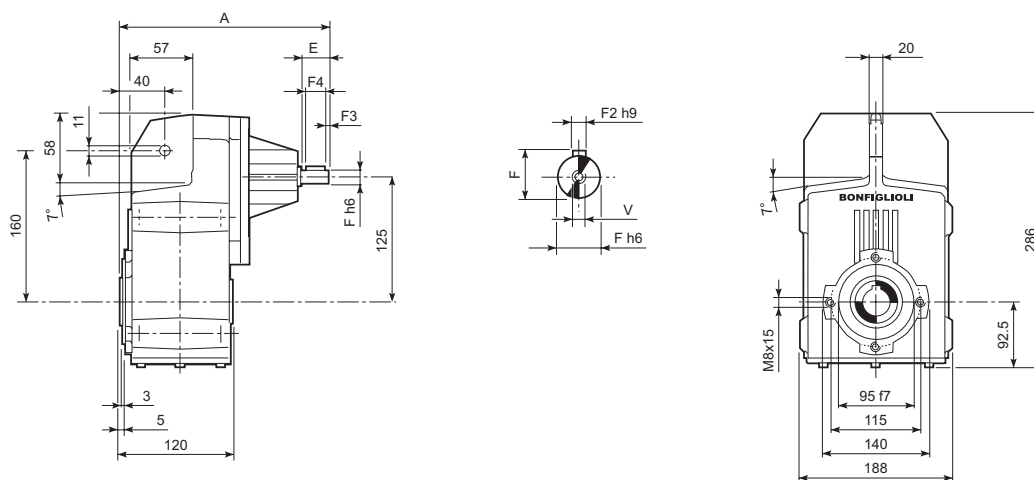


F 20...P(IEC)

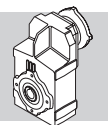


		M	M1	M2	N	N1	N2	N3	N4	X	P	Kg
F 20 2	P63	11	12.8	4	140	115	95	—	M8x19	4	197.5	12
F 20 2	P71	14	16.3	5	160	130	110	—	M8x16	4.5	197.5	12
F 20 2	P80	19	21.8	6	200	165	130	—	M10x12	4	217	13
F 20 2	P90	24	27.3	8	200	165	130	—	M10x12	4	217	12
F 20 2	P100	28	31.3	8	250	215	180	—	M12x16	4.5	227	16
F 20 2	P112	28	31.3	8	250	215	180	—	M12x16	4.5	227	16
F 20 3	P63	11	12.8	4	140	115	95	—	M8x19	4	253	13
F 20 3	P71	14	16.3	5	160	130	110	—	M8x16	4.5	253	13
F 20 3	P80	19	21.8	6	200	165	130	—	M10x12	4	272.5	14
F 20 3	P90	24	27.3	8	200	165	130	—	M10x12	4	272.5	14
F 20 3	P100	28	31.3	8	250	215	180	—	M12x16	4.5	282.5	18
F 20 3	P112	28	31.3	8	250	215	180	—	M12x16	4.5	282.5	18

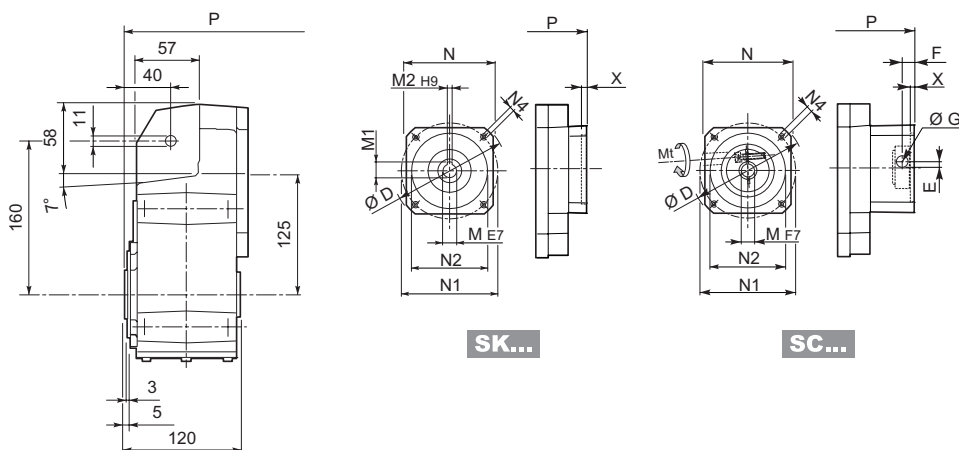
F 20...HS



		A	E	F	F1	F2	F3	F4	V	Kg
F 20 2	HS	247.5	40	19	21.5	6	2.5	35	M6x16	11.5
F 20 3		260	40	16	18	5	2.5	35	M6x16	12.4



F 20...SK / SC

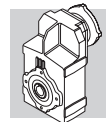


SK...

SC...

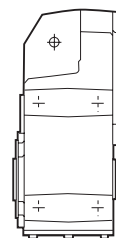
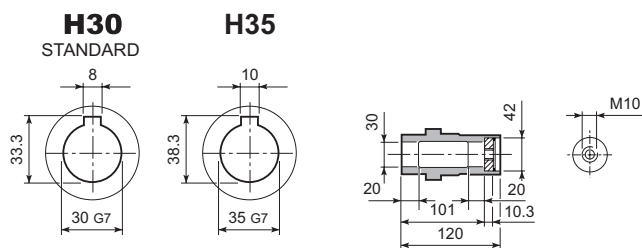
		D	M	M1	M2	N	N1	N2	N4	X	2x		3x	
											P		P	
F 20 2/3	SK 60A	102	11	12.8	4	82	75	60	M5x10	3.5	169	11	224.5	12
F 20 2/3	SK 60B	102	14	16.3	5	82	75	60	M5x10	4	176	12	231.5	13
F 20 2/3	SK 80A	115	14	16.3	5	90	100	80	M6x12	4	217	12	231.5	13
F 20 2/3	SK 80C	120	19	21.8	6	96	100	80	M6x12	4	217	13	272.5	14
F 20 2/3	SK 95A	130	14	16.3	5	102	115	95	M8x12	4	217	13	272.5	14
F 20 2/3	SK 95B	130	19	21.8	6	102	115	95	M8x12	4	217	13	272.5	14
F 20 2/3	SK 95C	130	24	27.3	8	102	115	95	M8x12	4	217	13	272.5	14
F 20 2/3	SK 110A	150	19	21.8	6	120	130	110	M8x12	5	217	13	272.5	14
F 20 2/3	SK 110B	150	24	27.3	8	120	130	110	M8x12	5	217	13	272.5	14

			Mt	D	E	F	G	M	N	N1	N2	N4	X	2x		3x	
														P		P	
F 20 2/3	SC 60A	M6	15 Nm	102	7	12.5	12.5	11	82	75	60	M5x10	4	196	12	251.5	13
F 20 2/3	SC 60B	M6	15 Nm	102	7	12.5	12.5	14	82	75	60	M5x10	4	196	13	251.5	14
F 20 2/3	SC 80A	M6	15 Nm	115	6	12.5	12.5	14	90	100	80	M6x12	4	196	13	251.5	14
F 20 2/3	SC 80C	M6	15 Nm	120	15.5	14.5	17.75	19	96	100	80	M6x12	4	240.5	14	296	15
F 20 2/3	SC 95A	M6	15 Nm	130	16.5	15	17.75	14	102	115	95	M8x16	4	240.5	14	296	15
F 20 2/3	SC 95B	M6	15 Nm	130	16.5	15	17.75	19	102	115	95	M8x16	4	240.5	14	296	15
F 20 2/3	SC 95C	M6	15 Nm	130	16.5	15	17.75	24	102	115	95	M8x16	4	240.5	14	296	15
F 20 2/3	SC 110A	M6	15 Nm	150	16.5	16	17.75	19	120	130	110	M8x16	5	240.5	15	296	16
F 20 2/3	SC 110B	M6	15 Nm	150	16.5	16	17.75	24	120	130	110	M8x16	5	240.5	15	296	16

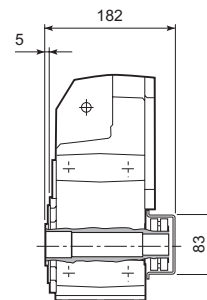
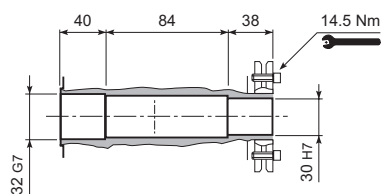


F 20

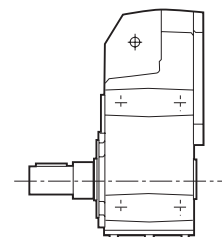
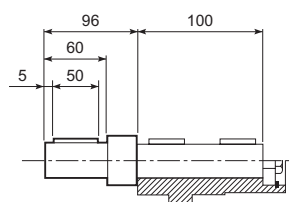
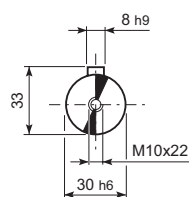
F 20...H



F 20...S

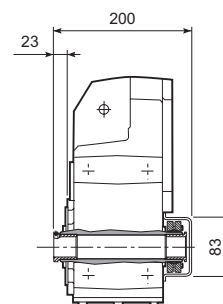
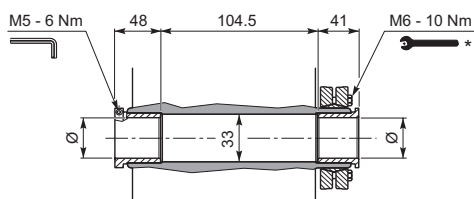


F 20...R

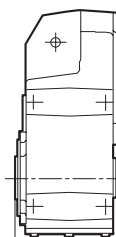
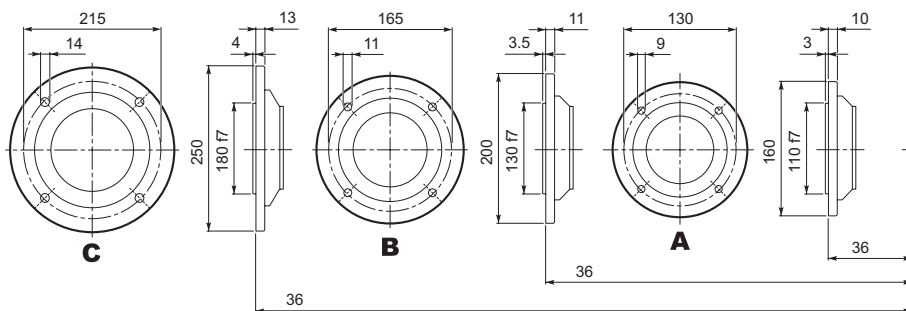


F 20...QF

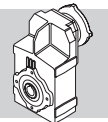
	Ø
QF25	25
QF30	30



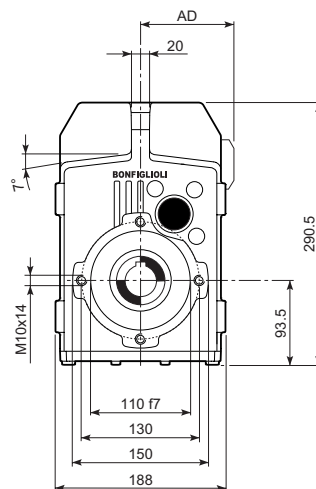
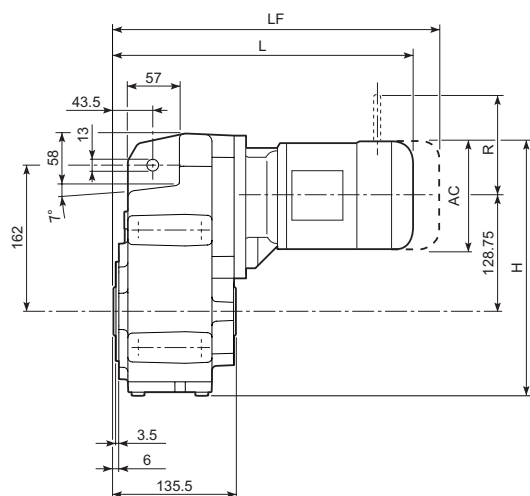
F 20...F...



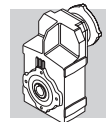
* Follow the MOUNTING INSTRUCTIONS supplied with the gearbox.



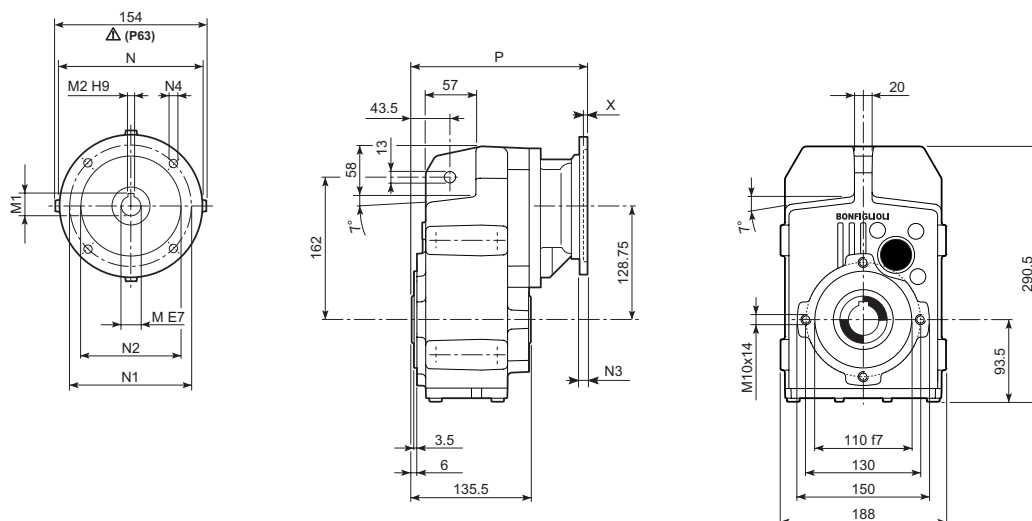
F 25...M



								M...FD M...FA		M...FD		M...FA	
			AC	H	L	AD		LF		R	AD	R	AD
F 25 2/3	S05	M05	121	283	339	95	15	405	17	96	122	116	95
F 25 2/3	S1	M1	138	291.5	368	108	17	429	20	103	135	124	108
F 25 2/3	S2	M2S	156	300.5	397	119	21	467	25	129	146	134	119
F 25 2/3	S3	M3S	195	320	440	142	26	536	33	160	158	160	142
F 25 2/3	S3	M3L	195	320	472	142	31	563	38	160	158	160	142
F 25 4	S05	M05	121	283	394.5	95	17	460.5	18	96	122	116	95
F 25 4	S1	M1	138	291.5	423.5	108	19	484.5	21	103	135	124	108
F 25 4	S2	M2S	156	300.5	452.5	119	22	522.5	26	129	146	134	119
F 25 4	S3	M3S	195	320	495.5	142	27	591.5	34	160	158	160	142
F 25 4	S3	M3L	195	320	527.5	142	32	618.5	39	160	158	160	142

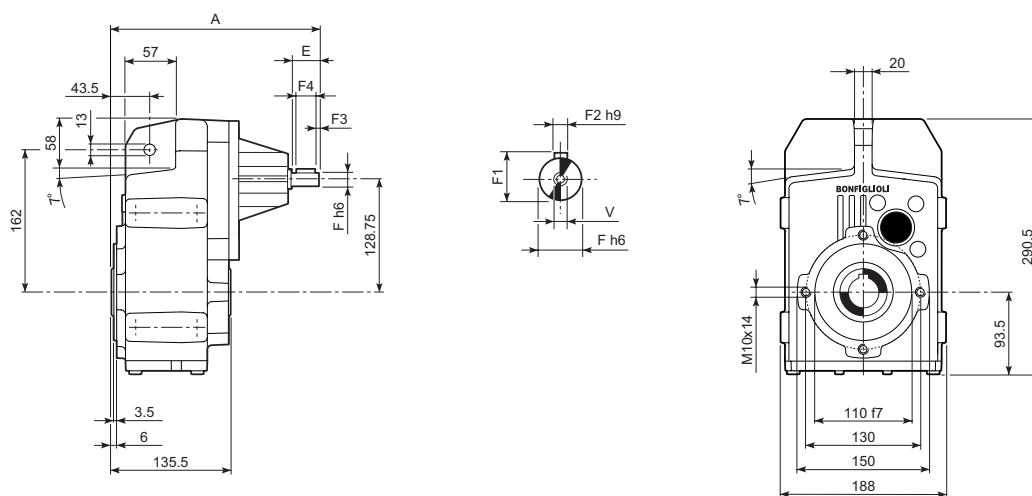


F 25...P(IEC)

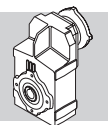


		M	M1	M2	N	N1	N2	N3	N4	X	P	Kg		
		F 25 2/3	P63	11	12.8	4	140	115	95	—	M8x19	4	213	12
		F 25 2/3	P71	14	16.3	5	160	130	110	—	M8x16	4.5	213	12
		F 25 2/3	P80	19	21.8	6	200	165	130	—	M10x12	4	232.5	13
		F 25 2/3	P90	24	27.3	8	200	165	130	—	M10x12	4	232.5	13
		F 25 2/3	P100	28	31.3	8	250	215	180	—	M12x16	4.5	242.5	16
		F 25 2/3	P112	28	31.3	8	250	215	180	—	M12x16	4.5	242.5	16
		F 25 4	P63	11	12.8	4	140	115	95	—	M8x19	4	268.5	13
		F 25 4	P71	14	16.3	5	160	130	110	—	M8x16	4.5	268.5	13
		F 25 4	P80	19	21.8	6	200	165	130	—	M10x12	4	288	14
		F 25 4	P90	24	27.3	8	200	165	130	—	M10x12	4	288	14
		F 25 4	P100	28	31.3	8	250	215	180	—	M12x16	4.5	298	18
		F 25 4	P112	28	31.3	8	250	215	180	—	M12x16	4.5	298	18

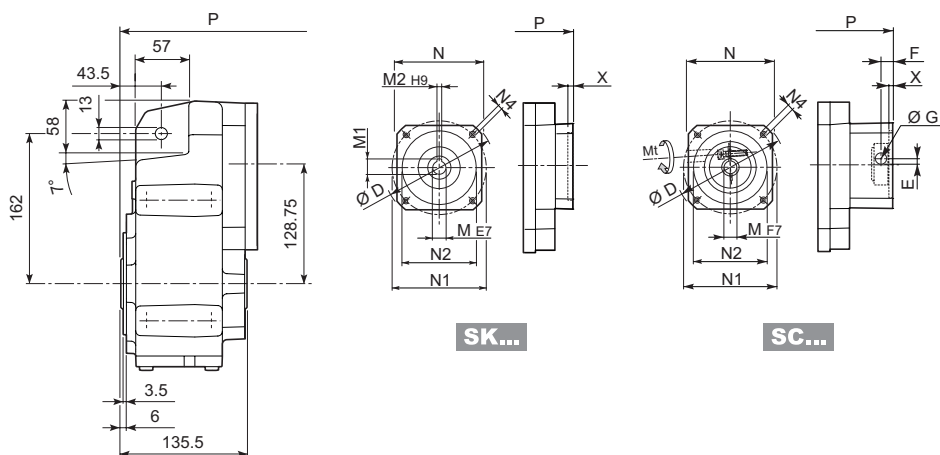
F 25...HS



		A	E	F	F1	F2	F3	F4	V	Kg	
		F 25 2	263	40	19	21.5	6	2.5	35	M6x16	11.5
		F 25 3	263	40	19	21.5	6	2.5	35	M6x16	11.5
		F 25 4	275.5	40	16	18	5	2.5	35	M6x16	12.5



F 25...SK / SC

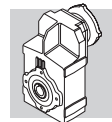


SK...

SC...

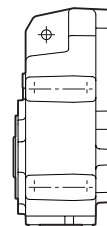
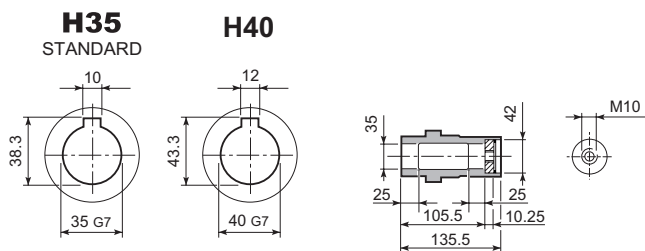
		D	M	M1	M2	N	N1	N2	N4	X	2/3x		4x		
											P	Kg	P	Kg	
		F 25 2/3/4 SK 60A	102	11	12.8	4	82	75	60	M5x10	3.5	184.5	11	240	12
		F 25 2/3/4 SK 60B	102	14	16.3	5	82	75	60	M5x10	4	191.5	12	247	13
		F 25 2/3/4 SK 80A	115	14	16.3	5	90	100	80	M6x12	4	191.5	12	247	13
		F 25 2/3/4 SK 80C	120	19	21.8	6	96	100	80	M6x12	4	232.5	13	288	14
		F 25 2/3/4 SK 95A	130	14	16.3	5	102	115	95	M8x12	4	232.5	13	288	14
		F 25 2/3/4 SK 95B	130	19	21.8	6	102	115	95	M8x12	4	232.5	13	288	14
		F 25 2/3/4 SK 95C	130	24	27.3	8	102	115	95	M8x12	4	232.5	13	288	14
		F 25 2/3/4 SK 110A	150	19	21.8	6	120	130	110	M8x12	5	232.5	13	288	14
		F 25 2/3/4 SK 110B	150	24	27.3	8	120	130	110	M8x12	5	232.5	13	288	14

			Mt	D	E	F	G	M	N	N1	N2	N4	X	2/3x		4x	
														P	Kg	P	Kg
		F 25 2/3/4 SC 60A	M6 15 Nm	102	7	12.5	12.5	11	82	75	60	M5x10	4	211.5	12	267	13
		F 25 2/3/4 SC 60B	M6 15 Nm	102	7	12.5	12.5	14	82	75	60	M5x10	4	211.5	13	267	14
		F 25 2/3/4 SC 80A	M6 15 Nm	115	6	12.5	12.5	14	90	100	80	M6x12	4	211.5	13	267	14
		F 25 2/3/4 SC 80C	M6 15 Nm	120	15.5	14.5	17.75	19	96	100	80	M6x12	4	256	14	311.5	15
		F 25 2/3/4 SC 95A	M6 15 Nm	130	16.5	15	17.75	14	102	115	95	M8x16	4	256	14	311.5	15
		F 25 2/3/4 SC 95B	M6 15 Nm	130	16.5	15	17.75	19	102	115	95	M8x16	4	256	14	311.5	15
		F 25 2/3/4 SC 95C	M6 15 Nm	130	16.5	15	17.75	24	102	115	95	M8x16	4	256	14	311.5	15
		F 25 2/3/4 SC 110A	M6 15 Nm	150	16.5	16	17.75	19	120	130	110	M8x16	5	256	15	311.5	16
		F 25 2/3/4 SC 110B	M6 15 Nm	150	16.5	16	17.75	24	120	130	110	M8x16	5	256	15	311.5	16

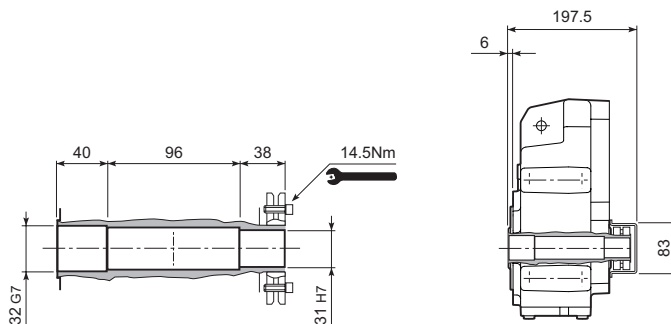


F 25

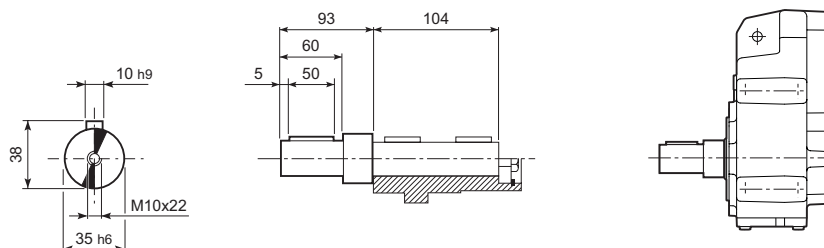
F 25...H



F 25...S

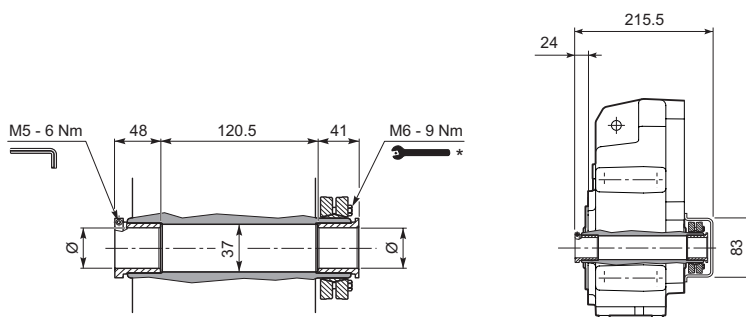


F 25...R

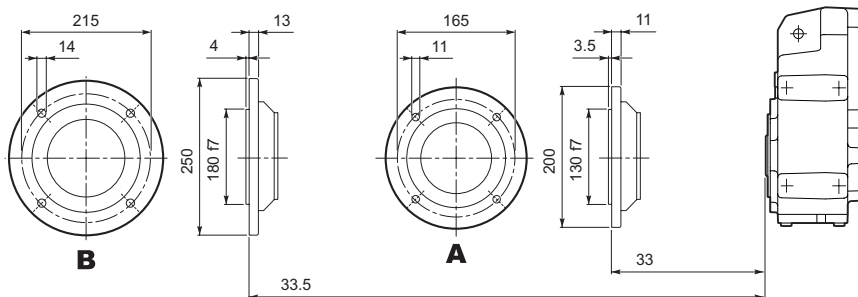


F 25...QF

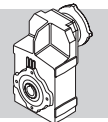
	Ø
QF30	30
QF32	32



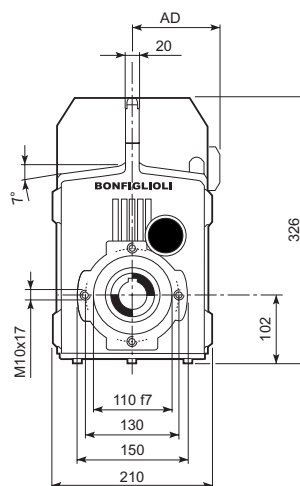
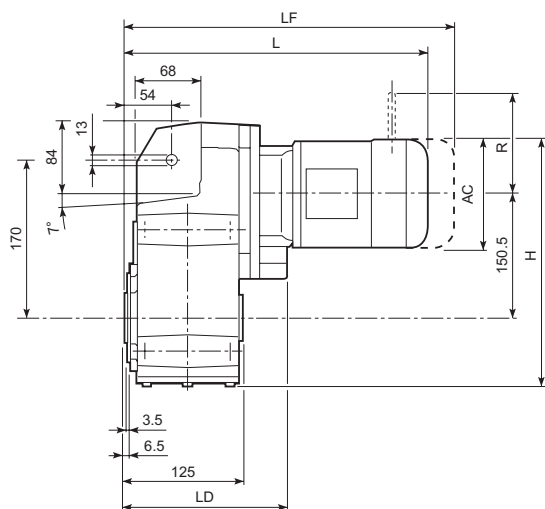
F 25...F...



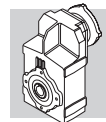
* Follow the MOUNTING INSTRUCTIONS supplied with the gearbox.



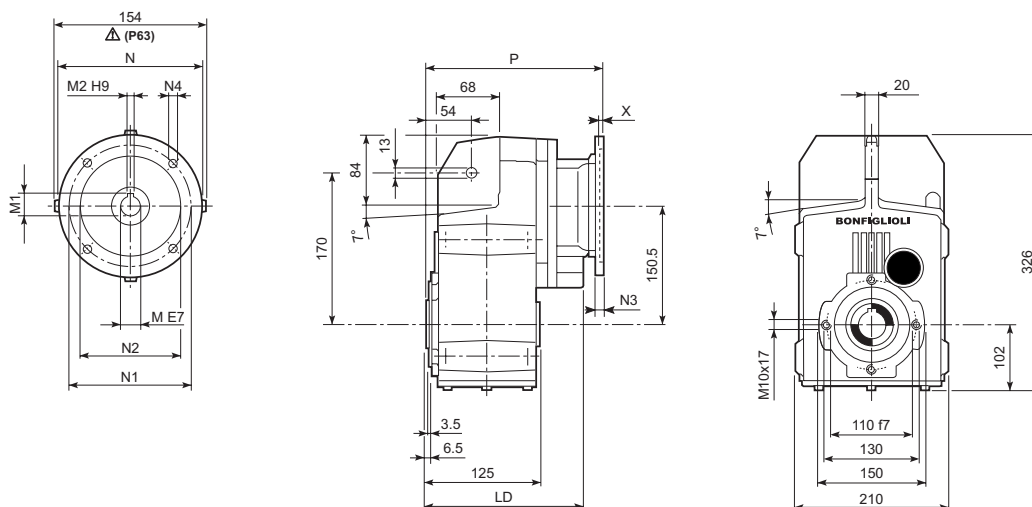
F 31...M



										M...FD M...FA		M...FD		M...FA	
			AC	H	L	LD	AD		LF		R	AD	R	AD	
F 31 2/3	S1	M1	138	321.3	380.5	183.5	108	22	441.5	25	103	135	124	108	
F 31 2/3	S2	M2S	156	330.3	409.5	195.5	119	26	479.5	30	129	146	134	119	
F 31 2/3	S3	M3S	195	349.8	452.5	205.5	142	31	548.5	38	160	158	160	142	
F 31 2/3	S3	M3L	195	349.8	484.5	205.5	142	38	575.5	45	160	158	160	142	
F 31 2/3	S4	M4	258	381.3	592.5	—	193	72	701.5	79	204	210	200	193	
F 31 2/3	S4	M4L	258	381.3	592.5	—	193	78	701.5	85	204	210	200	193	
F 31 4	S05	M05	121	312.8	409	—	95	20	475	22	96	122	116	95	
F 31 4	S1	M1	138	321.3	438	—	108	22	499	25	103	135	124	108	
F 31 4	S2	M2S	156	330.3	467	—	119	26	537	31	129	146	134	119	
F 31 4	S3	M3S	195	349.8	510	—	142	31	606	39	160	158	160	142	
F 31 4	S3	M3L	195	349.8	542	—	142	38	633	46	160	158	160	142	

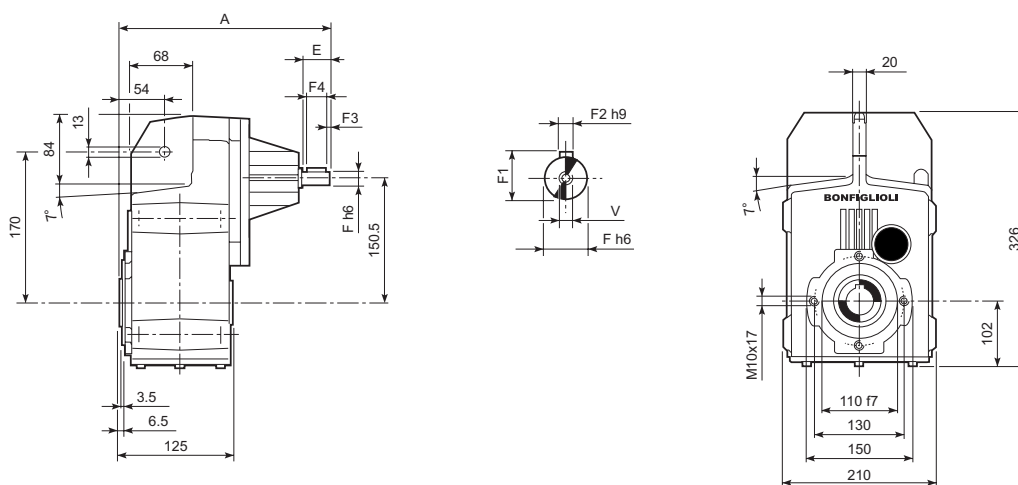


F 31...P(IEC)

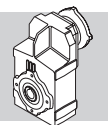


		LD	M	M1	M2	N	N1	N2	N3	N4	X	P	Kg
F 31 2/3	P63	195.5	11	12.8	4	140	115	95	—	M8x19	4	225.5	17
F 31 2/3	P71	195.5	14	16.3	5	160	130	110	—	M8x16	4.5	225.5	17
F 31 2/3	P80	205.5	19	21.8	6	200	165	130	—	M10x12	4	245	18
F 31 2/3	P90	205.5	24	27.3	8	200	165	130	—	M10x12	4	245	17
F 31 2/3	P100	205.5	28	31.3	8	250	215	180	—	M12x16	4.5	255	21
F 31 2/3	P112	205.5	28	31.3	8	250	215	180	—	M12x16	4.5	255	21
F 31 2/3	P132	—	38	41.3	10	300	265	230	—	14	5	291.5	24
F 31 4	P63	—	11	12.8	4	140	115	95	—	M8x19	4	283	17
F 31 4	P71	—	14	16.3	5	160	130	110	—	M8x16	4.5	283	17
F 31 4	P80	—	19	21.8	6	200	165	130	—	M10x12	4	302.5	18
F 31 4	P90	—	24	27.3	8	200	165	130	—	M10x12	4	302.5	18
F 31 4	P100	—	28	31.3	8	250	215	180	—	M12x16	4.5	312.5	22
F 31 4	P112	—	28	31.3	8	250	215	180	—	M12x16	4.5	312.5	22

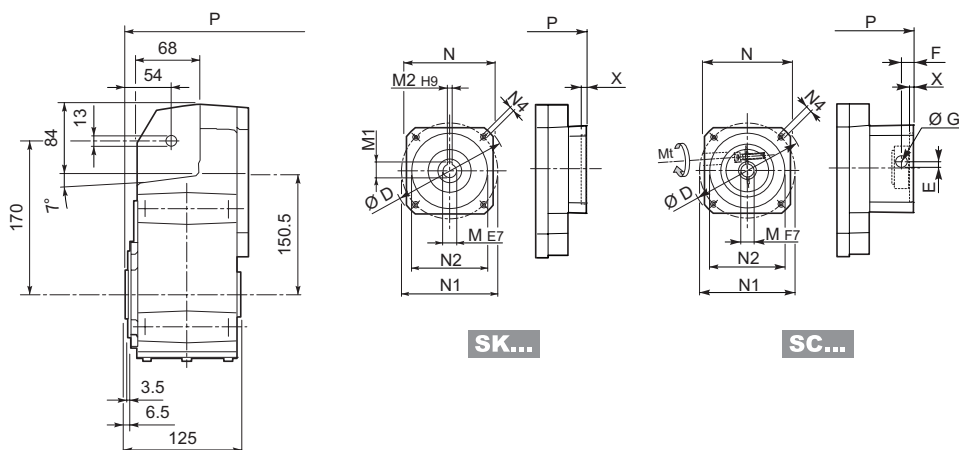
F 31...HS



		A	E	F	F1	F2	F3	F4	V	Kg
F 31 2	HS	275.5	40	19	21.5	6	2.5	35	M6x16	16.7
F 31 3		275.5	40	19	21.5	6	2.5	35	M6x16	16.7
F 31 4		290	40	16	18	5	2.5	35	M6x16	16.5



F 31...SK / SC

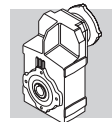


SK...

SC...

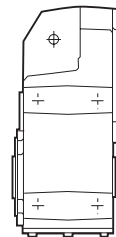
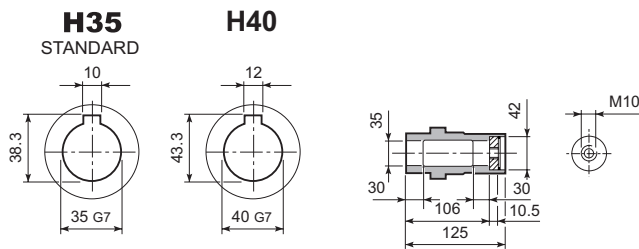
		D	M	M1	M2	N	N1	N2	N4	X	2/3x		4x	
											P		P	
F 31 2/3/4	SK 60A	102	11	12.8	4	82	75	60	M5x10	3.5	197	16	254.5	16
F 31 2/3/4	SK 60B	102	14	16.3	5	82	75	60	M5x10	4	204	17	261.5	17
F 31 2/3/4	SK 80A	115	14	16.3	5	90	100	80	M6x12	4	204	17	261.5	17
F 31 2/3/4	SK 80C	120	19	21.8	6	96	100	80	M6x12	4	245	18	302.5	18
F 31 2/3/4	SK 95A	130	14	16.3	5	102	115	95	M8x12	4	245	18	302.5	18
F 31 2/3/4	SK 95B	130	19	21.8	6	102	115	95	M8x12	4	245	18	302.5	18
F 31 2/3/4	SK 95C	130	24	27.3	8	102	115	95	M8x12	4	245	18	302.5	18
F 31 2/3/4	SK 110A	150	19	21.8	6	120	130	110	M8x12	5	245	18	302.5	18
F 31 2/3/4	SK 110B	150	24	27.3	8	120	130	110	M8x12	5	245	18	302.5	18
F 31 2/3	SK 130A	188	24	27.3	8	142	165	130	M10x20	5	245	18	—	—

			Mt	D	E	F	G	M	N	N1	N2	N4	X	2/3x		4x	
														P		P	
F 31 2/3/4	SC 60A	M6	15 Nm	102	7	12.5	12.5	11	82	75	60	M5x10	4	224	17	281.5	17
F 31 2/3/4	SC 60B	M6	15 Nm	102	7	12.5	12.5	14	82	75	60	M5x10	4	224	18	281.5	18
F 31 2/3/4	SC 80A	M6	15 Nm	115	6	12.5	12.5	14	90	100	80	M6x12	4	224	18	281.5	18
F 31 2/3/4	SC 80C	M6	15 Nm	120	15.5	14.5	17.75	19	96	100	80	M6x12	4	268.5	19	326	19
F 31 2/3/4	SC 95A	M6	15 Nm	130	16.5	15	17.75	14	102	115	95	M8x16	4	268.5	19	326	19
F 31 2/3/4	SC 95B	M6	15 Nm	130	16.5	15	17.75	19	102	115	95	M8x16	4	268.5	19	326	19
F 31 2/3/4	SC 95C	M6	15 Nm	130	16.5	15	17.75	24	102	115	95	M8x16	4	268.5	19	326	19
F 31 2/3/4	SC 110A	M6	15 Nm	150	16.5	16	17.75	19	120	130	110	M8x16	5	268.5	20	326	20
F 31 2/3/4	SC 110B	M6	15 Nm	150	16.5	16	17.75	24	120	130	110	M8x16	5	268.5	20	326	20
F 31 2/3	SC 130A	M6	15 Nm	188	19	16	17.75	24	142	165	130	M10x20	5	268.5	21	—	—

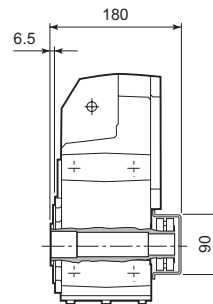
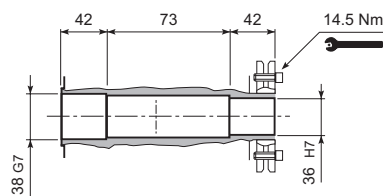


F 31

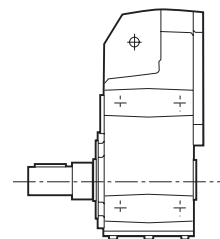
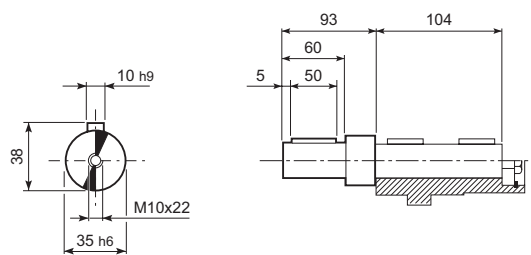
F 31...H



F 31...S

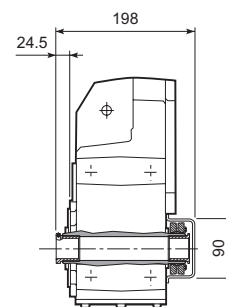
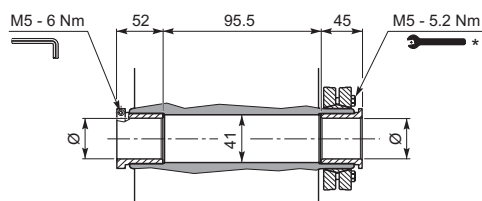


F 31...R

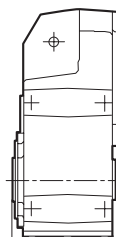
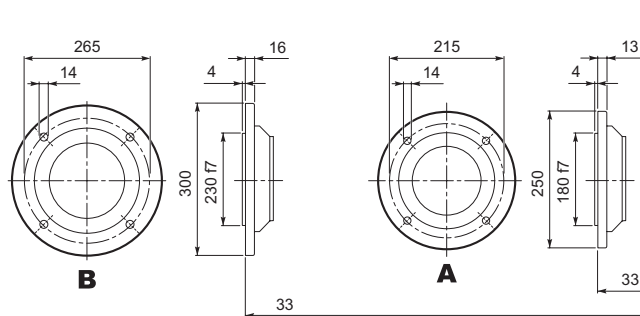


F 31...QF

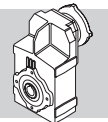
	Ø
QF35	35
QF40	40



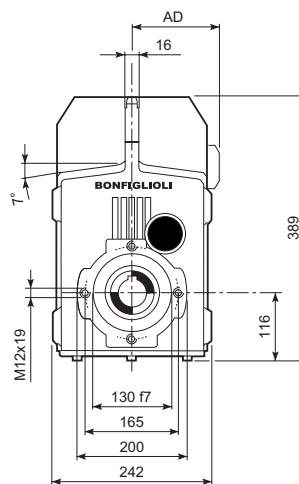
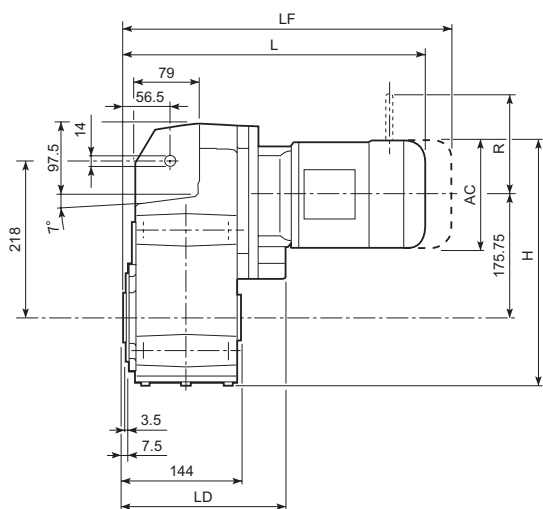
F 31...F...



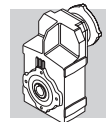
* Follow the MOUNTING INSTRUCTIONS supplied with the gearbox.



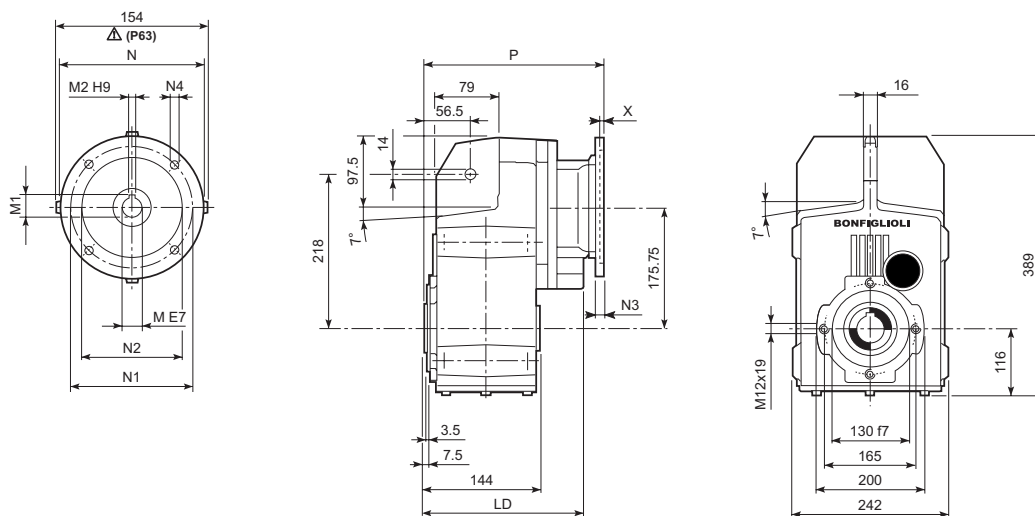
F 41...M



										M...FD M...FA		M...FD		M...FA	
			AC	H	L	LD	AD		LF		R	AD	R	AD	
F 41 2/3	S1	M1	138	360.8	401	199.5	108	46	462	48	103	135	124	108	
F 41 2/3	S2	M2S	156	369.8	430	215	119	49	500	53	129	146	134	119	
F 41 2/3	S3	M3S	195	389.3	473	231	142	54	569	62	160	158	160	142	
F 41 2/3	S3	M3L	195	389.3	505	231	142	62	596	69	160	158	160	142	
F 41 2/3	S4	M4	258	420.8	613	—	193	96	722	114	226	210	217	193	
F 41 2/3	S4	M4LC	258	420.8	648	—	193	104	747	122	226	210	217	193	
F 41 4	S05	M05	231	352.3	433.5	—	95	45	499.5	46	96	122	116	95	
F 41 4	S1	M1	138	360.8	462.5	—	108	47	523.5	49	103	135	124	108	
F 41 4	S2	M2S	156	369.8	491.5	—	119	50	561.5	58	129	146	134	119	
F 41 4	S3	M3S	195	389.3	534.5	—	142	55	630.5	62	160	158	160	142	
F 41 4	S3	M3L	195	389.3	566.5	—	142	63	657.5	70	160	158	160	142	

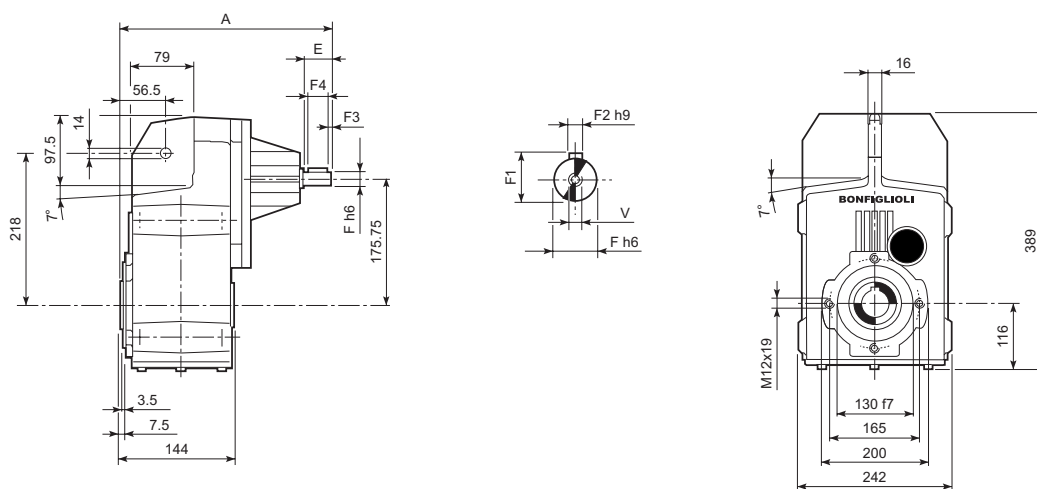


F 41...P(IEC)

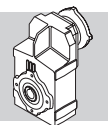


		LD	M	M1	M2	N	N1	N2	N3	N4	X	P	Kg
F 41 2/3	P63	215	11	12.8	4	140	115	95	—	M8x19	4	246	42
F 41 2/3	P71	215	14	16.3	5	160	130	110	—	M8x16	4.5	246	42
F 41 2/3	P80	231	19	21.8	6	200	165	130	—	M10x12	4	265.5	43
F 41 2/3	P90	231	24	27.3	8	200	165	130	—	M10x12	4	265.5	43
F 41 2/3	P100	231	28	31.3	8	250	215	180	—	M12x16	4.5	275.5	47
F 41 2/3	P112	231	28	31.3	8	250	215	180	—	M12x16	4.5	275.5	47
F 41 2/3	P132	—	38	41.3	10	300	265	230	16	14	5	312	50
F 41 4	P63	—	11	12.8	4	140	115	95	—	M8x19	4	307.5	44
F 41 4	P71	—	14	16.3	5	160	130	110	—	M8x16	4.5	307.5	44
F 41 4	P80	—	19	21.8	6	200	165	130	—	M10x12	4	327	45
F 41 4	P90	—	24	27.3	8	200	165	130	—	M10x12	4	327	45
F 41 4	P100	—	28	31.3	8	250	215	180	—	M12x16	4.5	337	49
F 41 4	P112	—	28	31.3	8	250	215	180	—	M12x16	4.5	337	49

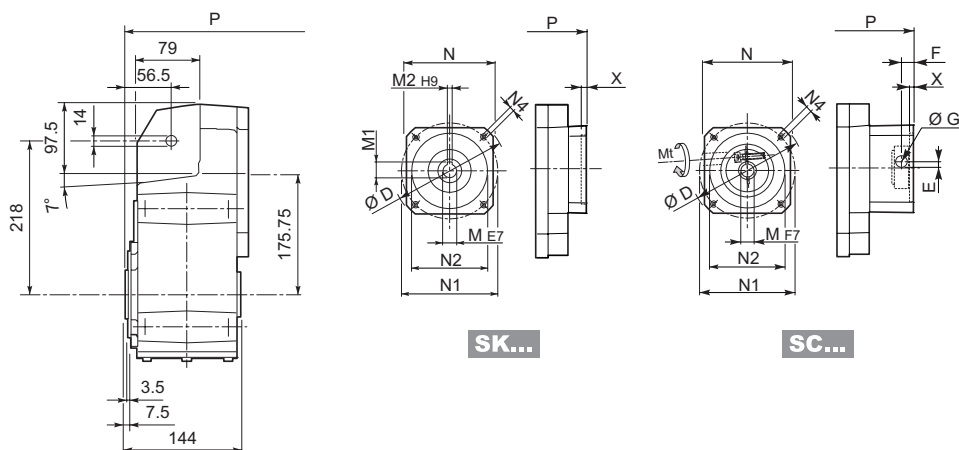
F 41...HS



		A	E	F	F1	F2	F3	F4	V	Kg
F 41 2	HS	335.5	50	24	27	8	2.5	45	M8x19	44.9
F 41 3		335.5	50	24	27	8	2.5	45	M8x19	46.4
F 41 4		357.5	40	19	21.5	6	2.5	35	M6x16	43.5



F 41...SK / SC

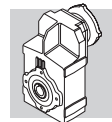


SK...

SC...

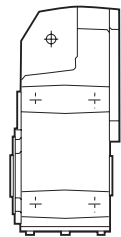
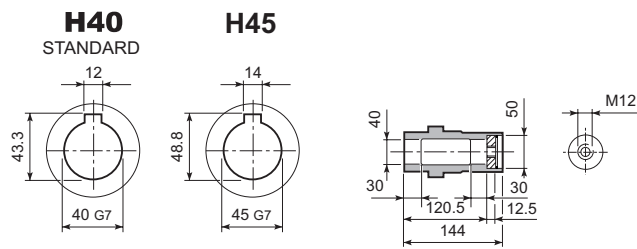
		D	M	M1	M2	N	N1	N2	N4	X	2/3x		4x	
											P	Kg	P	Kg
	SK 60A	102	11	12.8	4	82	75	60	M5x10	3.5	—	—	279	43
	SK 60B	102	14	16.3	5	82	75	60	M5x10	4	—	—	286	44
	SK 80A	115	14	16.3	5	90	100	80	M6x12	4	—	—	286	44
	SK 80B	120	14	16.3	5	96	100	80	M6x12	4	265.5	43	—	—
	SK 80C	120	19	21.8	6	96	100	80	M6x12	4	265.5	43	327	45
	SK 95A	130	14	16.3	5	102	115	95	M8x12	4	265.5	43	327	45
	SK 95B	130	19	21.8	6	102	115	95	M8x12	4	265.5	43	327	45
	SK 95C	130	24	27.3	8	102	115	95	M8x12	4	265.5	43	327	45
	SK 110A	150	19	21.8	6	120	130	110	M8x12	5	265.5	43	327	45
	SK 110B	150	24	27.3	8	120	130	110	M8x12	5	265.5	43	327	45
	SK 130A	188	24	27.3	8	142	165	130	M10x20	5	265.5	45	—	—
	SK 130B	189	32	35.3	10	160	165	130	M10x20	5	312	47	—	—
	SK 180A	240	32	35.3	10	192	215	180	M12x19	5	312	47	—	—
	SK 180B	240	38	41.3	10	192	215	180	M12x19	5	312	47	—	—

			Mt	D	E	F	G	M	N	N1	N2	N4	X	2/3x		4x	
														P	Kg	P	Kg
	SC 60A	M6	15 Nm	102	7	12.5	12.5	11	82	75	60	M5x10	4	—	—	306	44
	SC 60B	M6	15 Nm	102	7	12.5	12.5	14	82	75	60	M5x10	4	—	—	306	45
	SC 80A	M6	15 Nm	115	6	12.5	12.5	14	90	100	80	M6x12	4	—	—	306	45
	SC 80B	M6	15 Nm	120	15.5	14.5	17.75	14	96	100	80	M6x12	4	289	44	—	—
	SC 80C	M6	15 Nm	120	15.5	14.5	17.75	19	96	100	80	M6x12	4	289	44	350.5	46
	SC 95A	M6	15 Nm	130	16.5	15	17.75	14	102	115	95	M8x16	4	289	44	350.5	46
	SC 95B	M6	15 Nm	130	16.5	15	17.75	19	102	115	95	M8x16	4	289	44	350.5	46
	SC 95C	M6	15 Nm	130	16.5	15	17.75	24	102	115	95	M8x16	4	289	44	350.5	46
	SC 110A	M6	15 Nm	150	16.5	16	17.75	19	120	130	110	M8x16	5	289	45	350.5	47
	SC 110B	M6	15 Nm	150	16.5	16	17.75	24	120	130	110	M8x16	5	289	45	350.5	47
	SC 130A	M6	15 Nm	188	19	16	17.75	24	142	165	130	M10x20	5	289	46	—	—
	SC 130B	M8	36 Nm	189	20	17	17.75	32	160	165	130	M10x20	5	335	50	—	—
	SC 180A	M8	36 Nm	240	20	17.5	17.75	32	192	215	180	M12x24	5	339	50	—	—
	SC 180B	M8	36 Nm	240	20	17.5	17.75	38	192	215	180	M12x24	5	339	50	—	—

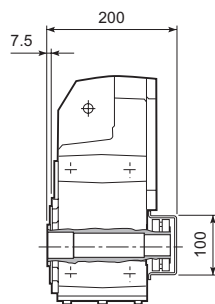
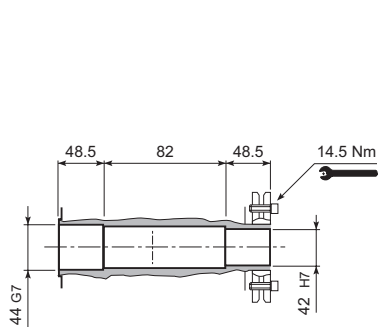


F 41

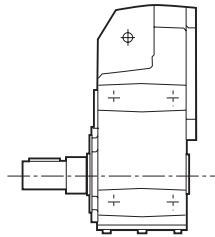
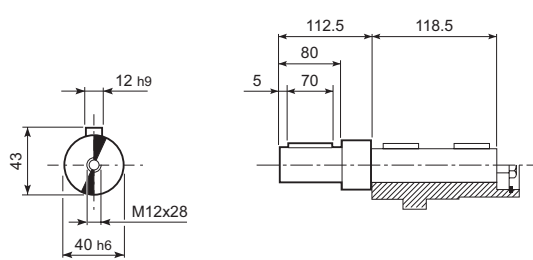
F 41...H



F 41...S

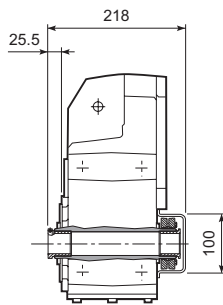
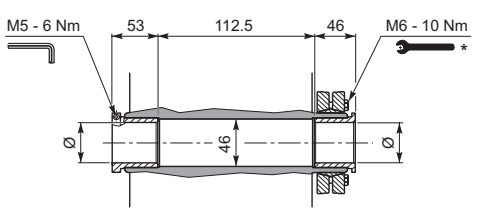


F 41...R

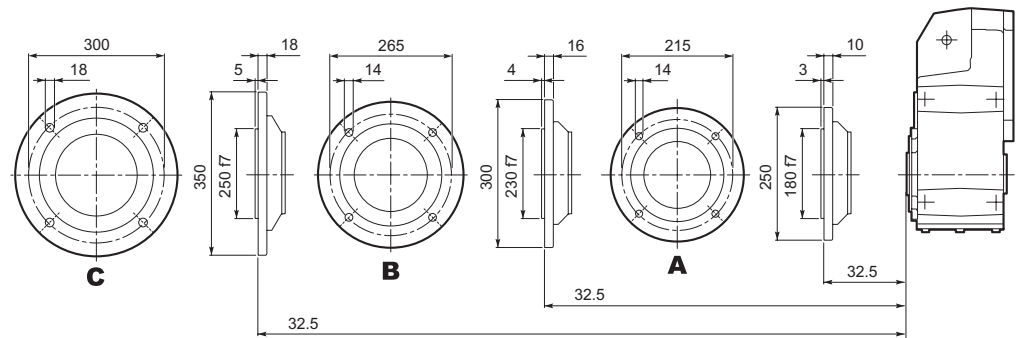


F 41...QF

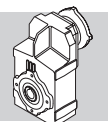
	Ø
QF42	42
QF45	45



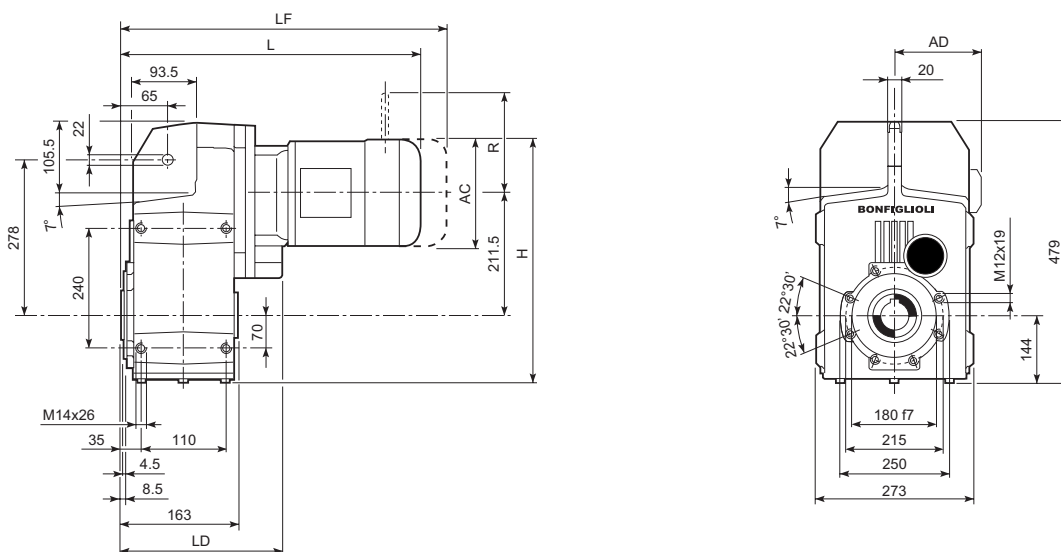
F 41...F...



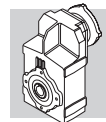
* Follow the MOUNTING INSTRUCTIONS supplied with the gearbox.



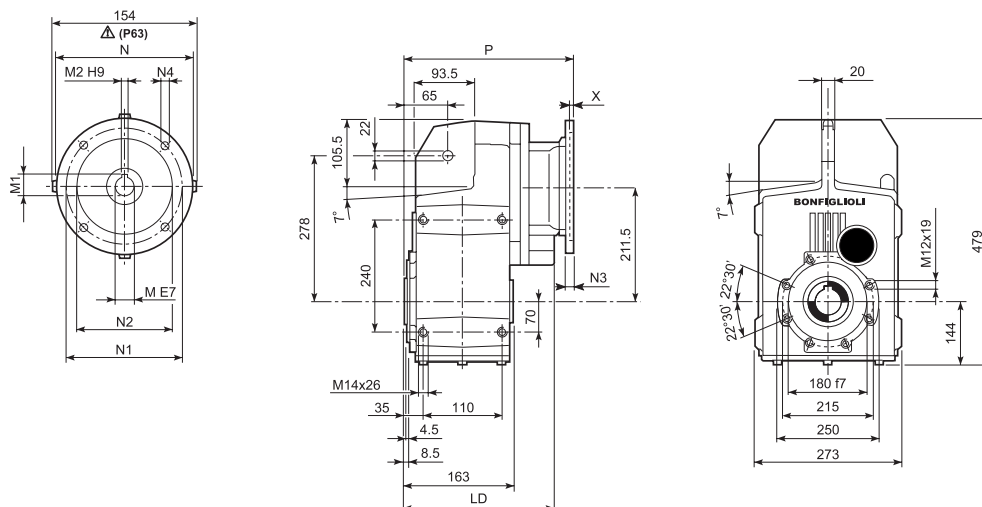
F 51...M



										M...FD M...FA		M...FD		M...FA	
			AC	H	L	LD	AD	Kg	LF	Kg	R	AD	R	AD	
F 51 2/3	S1	M1	138	424	423	—	108	73	484	76	103	135	124	108	
F 51 2/3	S2	M2S	156	433	452	238	119	73	522	76	129	146	134	119	
F 51 2/3	S3	M3S	195	452.5	495	253	142	77	591	85	160	158	160	142	
F 51 2/3	S3	M3L	195	452.5	527	253	142	85	618	92	160	158	160	142	
F 51 2/3	S4	M4	258	484	635	238	193	119	744	137	226	210	217	193	
F 51 2/3	S4	M4LC	258	484	670	238	193	127	769	145	226	210	217	193	
F 51 2/3	S5	M5S	310	510	721.5	—	245	153	861.5	188	266	245	247	245	
F 51 2/3	S5	M5L	310	510	765.5	—	245	169	905.5	204	266	245	247	245	
F 51 4	S1	M1	138	424	494.5	—	108	75	555.5	78	103	135	124	108	
F 51 4	S2	M2S	156	433	523.5	—	119	79	593.5	83	129	146	134	119	
F 51 4	S3	M3S	195	452.5	566.5	—	142	84	662.5	91	160	158	160	142	
F 51 4	S3	M3L	195	452.5	598.5	—	142	91	689.5	98	160	158	160	142	

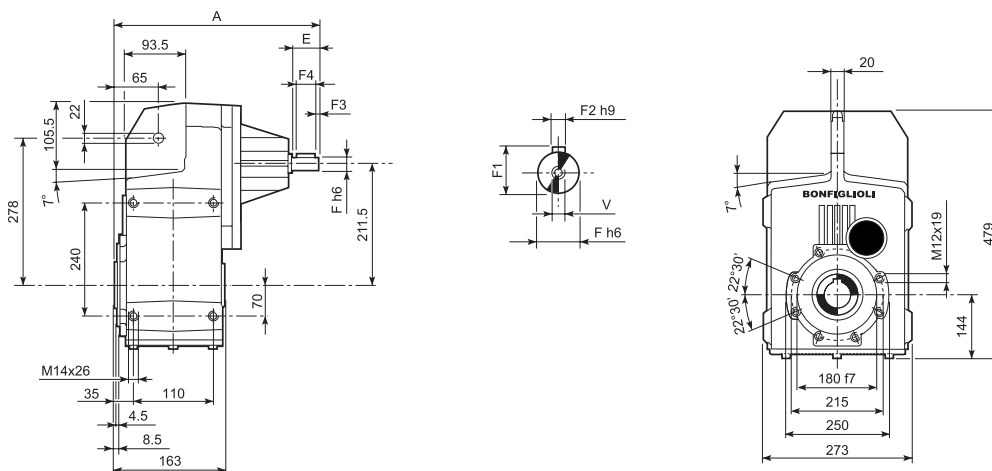


F 51...P(IEC)

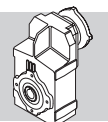


		LD	M	M1	M2	N	N1	N2	N3	N4	X	P	
F 51 2/3	P63	238	11	12.8	4	140	115	95	—	M8x19	4	268	65
F 51 2/3	P71	238	14	16.3	5	160	130	110	—	M8x16	4.5	268	65
F 51 2/3	P80	253	19	21.8	6	200	165	130	—	M10x12	4	287.5	67
F 51 2/3	P90	253	24	27.3	8	200	165	130	—	M10x12	4	287.5	67
F 51 2/3	P100	238	28	31.3	8	250	215	180	—	M12x16	4.5	297.5	71
F 51 2/3	P112	238	28	31.3	8	250	215	180	—	M12x16	4.5	297.5	71
F 51 2/3	P132	238	38	41.3	10	300	265	230	16	14	5	334	74
F 51 2/3	P160	—	42	45.3	12	350	300	250	23	18	5.5	384.5	78
F 51 2/3	P180	—	48	51.8	14	350	300	250	23	18	5.5	384.5	78
F 51 4	P63	—	11	12.8	4	140	115	95	—	M8x19	4	339.5	70
F 51 4	P71	—	14	16.3	5	160	130	110	—	M8x16	4.5	339.5	70
F 51 4	P80	—	19	21.8	6	200	165	130	—	M10x12	4	359	71
F 51 4	P90	—	24	27.3	8	200	165	130	—	M10x12	4	359	71
F 51 4	P100	—	28	31.3	8	250	215	180	—	M12x16	4.5	369	75
F 51 4	P112	—	28	31.3	8	250	215	180	—	M12x16	4.5	369	75
F 51 4	P132	—	38	41.3	10	300	265	230	16	14	5	405.5	78

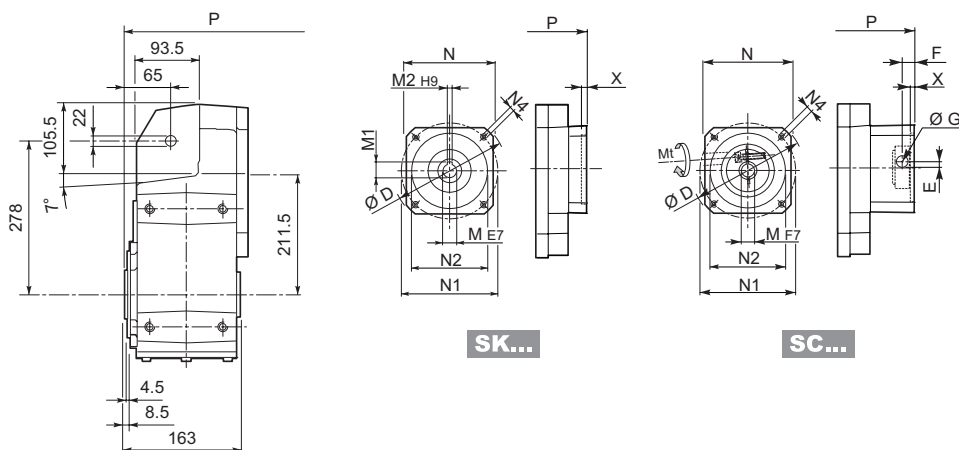
F 51...HS



		A	E	F	F1	F2	F3	F4	V	
F 51 2	HS	357.5	50	24	27	8	2.5	45	M8x19	65
F 51 3		357.5	50	24	27	8	2.5	45	M8x19	68
F 51 4		389.5	40	19	21.5	6	2.5	35	M6x16	70



F 51...SK / SC

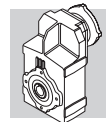


SK...

SC...

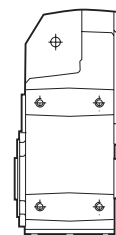
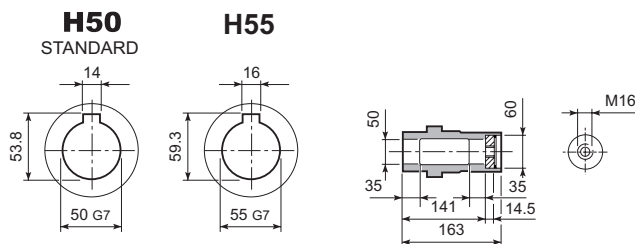
		D	M	M1	M2	N	N1	N2	N4	X	2/3x		4x	
											P		P	
F 51 2/3	SK 80B	120	14	16.3	5	96	100	80	M6x12	4	287.5	67	—	—
F 51 2/3/4	SK 80C	120	19	21.8	6	96	100	80	M6x12	4	287.5	67	359	71
F 51 2/3/4	SK 95A	130	14	16.3	5	102	115	95	M8x12	4	287.5	67	359	71
F 51 2/3/4	SK 95B	130	19	21.8	6	102	115	95	M8x12	4	287.5	67	359	71
F 51 2/3/4	SK 95C	130	24	27.3	8	102	115	95	M8x12	4	287.5	67	359	71
F 51 2/3/4	SK 110A	150	19	21.8	6	120	130	110	M8x12	5	287.5	67	359	71
F 51 2/3/4	SK 110B	150	24	27.3	8	120	130	110	M8x12	5	287.5	67	359	71
F 51 2/3/4	SK 130A	188	24	27.3	8	142	165	130	M10x20	5	287.5	69	359	73
F 51 2/3	SK 130B	189	32	35.3	10	160	165	130	M10x20	5	334	75	—	—
F 51 2/3	SK 180A	240	32	35.3	10	192	215	180	M12x19	5	334	75	—	—
F 51 2/3	SK 180B	240	38	41.3	10	192	215	180	M12x19	5	334	75	—	—

			Mt	D	E	F	G	M	N	N1	N2	N4	X	2/3x		4x	
														P		P	
F 51 2/3	SC 80B	M6	15 Nm	120	15.5	14.5	17.75	14	96	100	80	M6x12	4	311	70	—	—
F 51 2/3/4	SC 80C	M6	15 Nm	120	15.5	14.5	17.75	19	96	100	80	M6x12	4	311	70	382.5	74
F 51 2/3/4	SC 95A	M6	15 Nm	130	16.5	15	17.75	14	102	115	95	M8x16	4	311	70	382.5	74
F 51 2/3/4	SC 95B	M6	15 Nm	130	16.5	15	17.75	19	102	115	95	M8x16	4	311	70	382.5	74
F 51 2/3/4	SC 95C	M6	15 Nm	130	16.5	15	17.75	24	102	115	95	M8x16	4	311	70	382.5	74
F 51 2/3/4	SC 110A	M6	15 Nm	150	16.5	16	17.75	19	120	130	110	M8x16	5	311	71	382.5	75
F 51 2/3/4	SC 110B	M6	15 Nm	150	16.5	16	17.75	24	120	130	110	M8x16	5	311	71	382.5	75
F 51 2/3/4	SC 130A	M6	15 Nm	188	19	16	17.75	24	142	165	130	M10x20	5	311	72	382.5	76
F 51 2/3	SC 130B	M8	36 Nm	189	20	17	17.75	32	160	165	130	M10x20	5	357	75	—	—
F 51 2/3	SC 180A	M8	36 Nm	240	20	17.5	17.75	32	192	215	180	M12x24	5	361	75	—	—
F 51 2/3	SC 180B	M8	36 Nm	240	20	17.5	17.75	38	192	215	180	M12x24	5	361	75	—	—

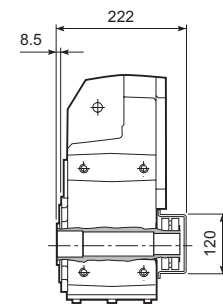
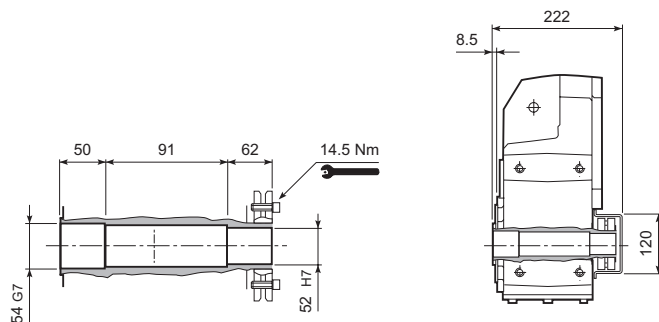


F 51

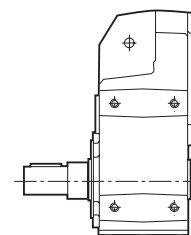
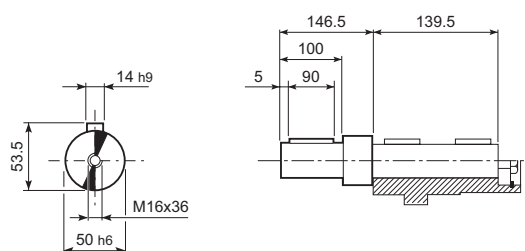
F 51...H



F 51...S

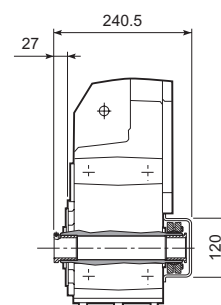
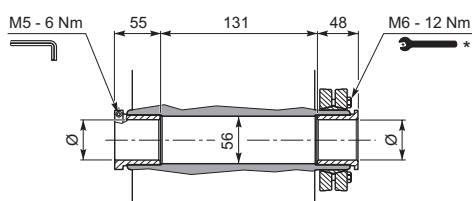


F 51...R

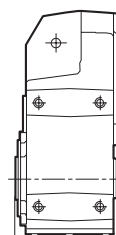
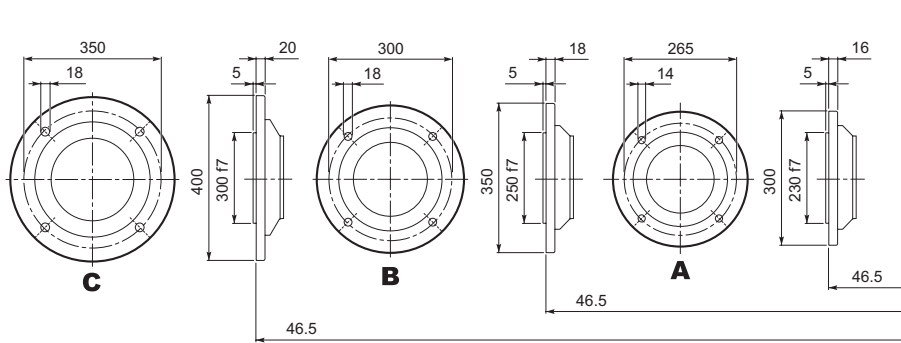


F 51...QF

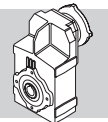
	Ø
QF50	50
QF55	55



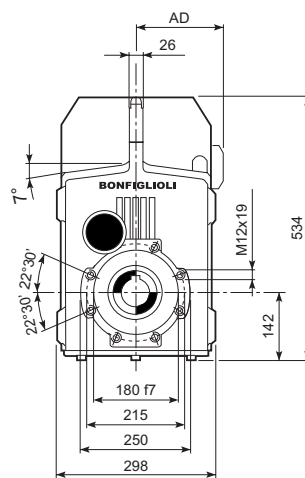
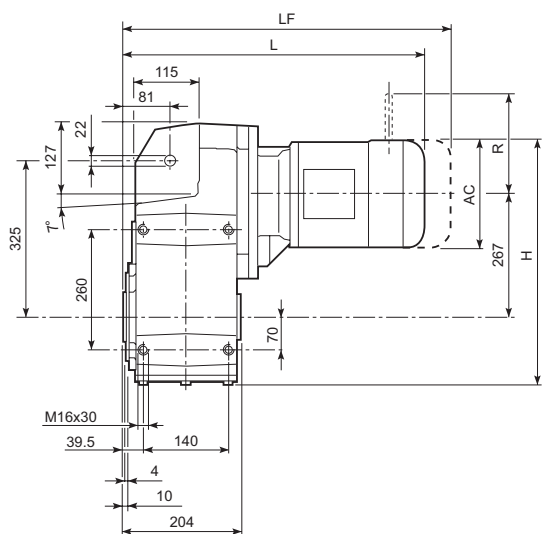
F 51...F...



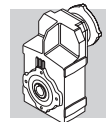
* Follow the MOUNTING INSTRUCTIONS supplied with the gearbox.



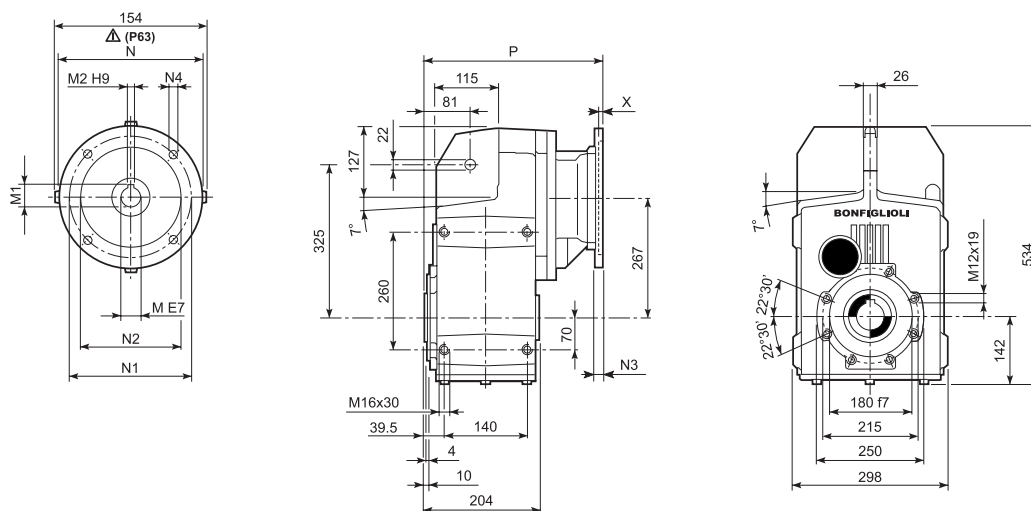
F 60...M



								M...FD M...FA		M...FD		M...FA	
			AC	H	L	AD		LF		R	AD	R	AD
F 60 3	S2	M2S	156	487	486.5	119	114	556.5	121	129	146	134	119
F 60 3	S3	M3S	195	506.5	529.5	142	114	625.5	122	160	158	160	142
F 60 3	S3	M3L	195	506.5	561.5	142	122	652.5	129	160	158	160	142
F 60 3	S4	M4	258	538	669.5	193	156	777.5	174	226	210	217	193
F 60 3	S4	M4LC	258	538	704.5	193	164	802.5	182	226	210	217	193
F 60 3	S5	M5S	310	564	756	245	184	896	214	266	245	247	245
F 60 3	S5	M5L	310	564	800	245	200	940	230	266	245	247	245
F 60 4	S1	M1	138	478	528	108	113	589	116	103	135	124	108
F 60 4	S2	M2S	156	487	557	119	117	627	121	129	146	134	119
F 60 4	S3	M3S	195	506.5	600	142	122	696	129	160	158	160	142
F 60 4	S3	M3L	195	506.5	632	142	129	723	136	160	158	160	142
F 60 4	S4	M4	258	538	740	193	156	849	174	226	210	217	193
F 60 4	S4	M4LC	258	538	775	193	164	874	182	226	210	217	193

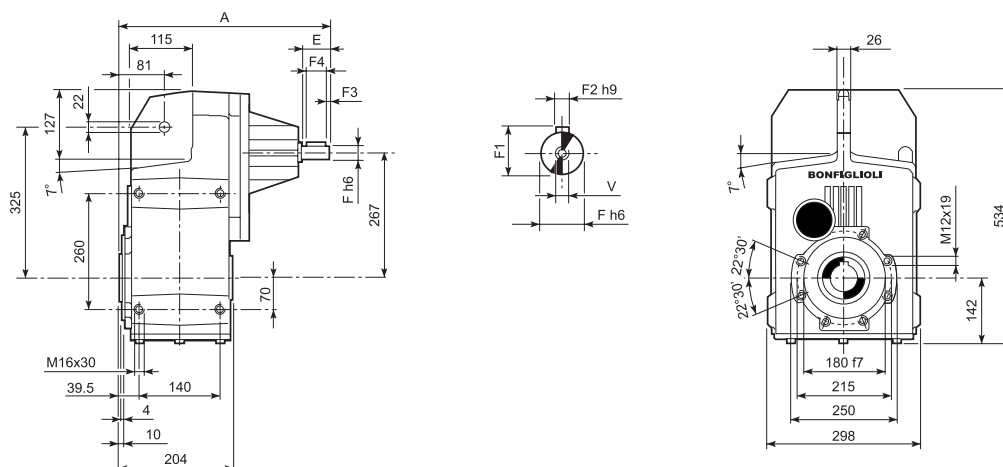


F 60...P(IEC)

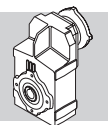


		M	M1	M2	N	N1	N2	N3	N4	X	P	Kg
F 60 3	P63	11	12.8	4	140	115	95	—	M8x19	4	302.5	103
F 60 3	P71	14	16.3	5	160	130	110	—	M8x16	4.5	302.5	103
F 60 3	P80	19	21.8	6	200	165	130	—	M10x12	4	322	104
F 60 3	P90	24	27.3	8	200	165	130	—	M10x12	4	322	104
F 60 3	P100	28	31.3	8	250	215	180	—	M12x16	4.5	331	108
F 60 3	P112	28	31.3	8	250	215	180	—	M12x16	4.5	331	108
F 60 3	P132	38	41.3	10	300	265	230	16	14	5	367.5	111
F 60 3	P160	42	45.3	12	350	300	250	23	18	5.5	419	116
F 60 3	P180	48	51.8	14	350	300	250	23	18	5.5	419	116
F 60 4	P63	11	12.8	4	140	115	95	—	M8x19	4	373	108
F 60 4	P71	14	16.3	5	160	130	110	—	M8x16	4.5	373	108
F 60 4	P80	19	21.8	6	200	165	130	—	M10x12	4	392.5	110
F 60 4	P90	24	27.3	8	200	165	130	—	M10x12	4	392.5	110
F 60 4	P100	28	31.3	8	250	215	180	—	M12x16	4.5	402.5	114
F 60 4	P112	28	31.3	8	250	215	180	—	M12x16	4.5	402.5	114

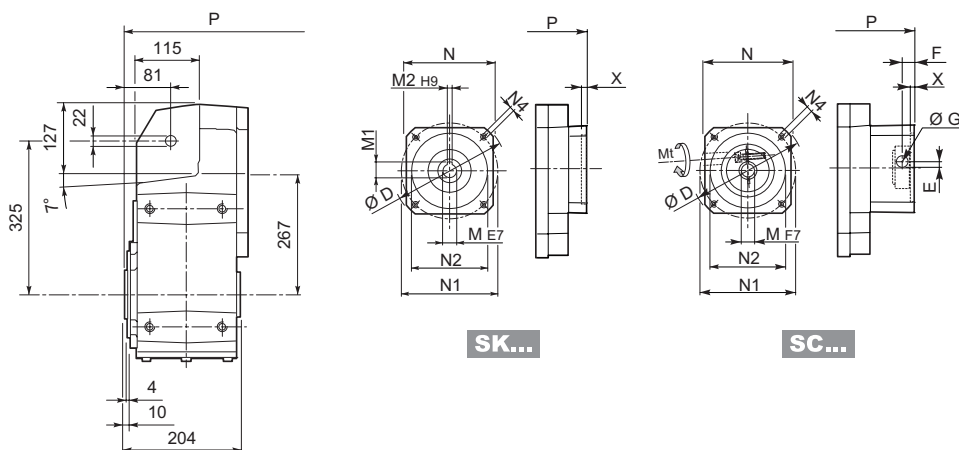
F 60...HS



		A	E	F	F1	F2	F3	F4	V	Kg
F 60 3	HS	419	60	28	31	8	5.0	50	M10x22	108
F 60 4		462.5	50	24	27	8	2.5	45	M8x19	105

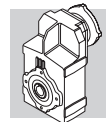


F 60...SK / SC



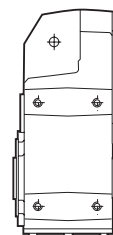
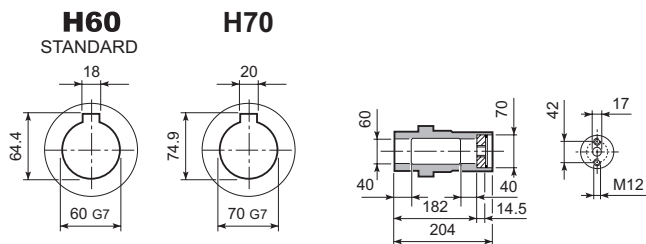
		D	M	M1	M2	N	N1	N2	N4	X	2/3x		4x	
											P		P	
F 60 4	SK 80B	120	14	16.3	5	96	100	80	M6x12	4	—	—	392.5	109
F 60 3/4	SK 80C	120	19	21.8	6	96	100	80	M6x12	4	322	106	392.5	112
F 60 3/4	SK 95A	130	14	16.3	5	102	115	95	M8x12	4	322	106	392.5	112
F 60 3/4	SK 95B	130	19	21.8	6	102	115	95	M8x12	4	322	106	392.5	112
F 60 3/4	SK 95C	130	24	27.3	8	102	115	95	M8x12	4	322	106	392.5	112
F 60 3/4	SK 110A	140	19	21.8	6	120	130	110	M8x12	5	322	106	392.5	112
F 60 3/4	SK 110B	140	24	27.3	8	120	130	110	M8x12	5	322	106	392.5	112
F 60 3/4	SK 130A	188	24	27.3	8	142	165	130	M10x20	5	322	108	392.5	112
F 60 3	SK 130B	189	32	35.3	10	160	165	130	M10x20	5	368.5	109	—	—
F 60 3	SK 180A	240	32	35.3	10	192	215	180	M12x19	5	368.5	109	—	—
F 60 3	SK 180B	240	38	41.3	10	192	215	180	M12x19	5	368.5	109	—	—

			Mt	D	E	F	G	M	N	N1	N2	N4	X	2/3x		4x	
														P		P	
F 60 4	SC 80B	M6	15 Nm	120	15.5	14.5	17.75	14	96	100	80	M6x12	4	—	—	416	113
F 60 3/4	SC 80C	M6	15 Nm	120	15.5	14.5	17.75	19	96	100	80	M6x12	4	345.5	107	416	113
F 60 3/4	SC 95A	M6	15 Nm	130	16.5	15	17.75	14	102	115	95	M8x16	4	345.5	107	416	113
F 60 3/4	SC 95B	M6	15 Nm	130	16.5	15	17.75	19	102	115	95	M8x16	4	345.5	107	416	113
F 60 3/4	SC 95C	M6	15 Nm	130	16.5	15	17.75	24	102	115	95	M8x16	4	345.5	107	416	113
F 60 3/4	SC 110A	M6	15 Nm	140	16.5	16	17.75	19	120	130	110	M8x16	5	345.5	108	416	113
F 60 3/4	SC 110B	M6	15 Nm	140	16.5	16	17.75	24	120	130	110	M8x16	5	345.5	108	416	113
F 60 3/4	SC 130A	M6	15 Nm	188	19	16	17.75	24	142	165	130	M10x20	5	345.5	109	416	115
F 60 3	SC 130B	M8	36 Nm	189	20	17	17.75	32	160	165	130	M10x20	5	390.5	112	—	—
F 60 3	SC 180A	M8	36 Nm	240	20	17.5	17.75	32	192	215	180	M12x24	5	394.5	112	—	—
F 60 3	SC 180B	M8	36 Nm	240	20	17.5	17.75	38	192	215	180	M12x24	5	394.5	112	—	—

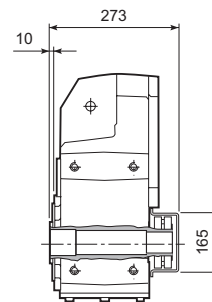
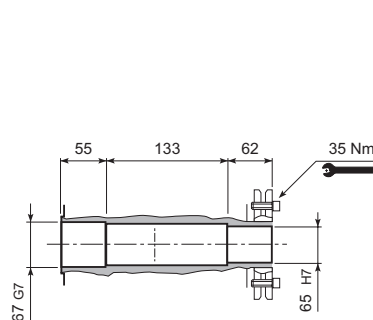


F 60

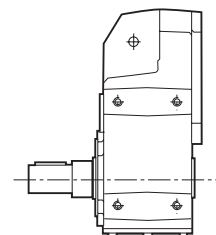
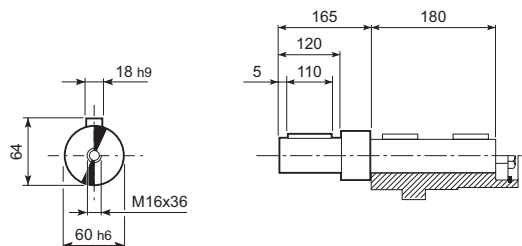
F 60...H



F 60...S

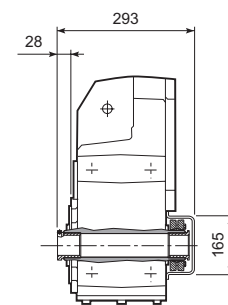
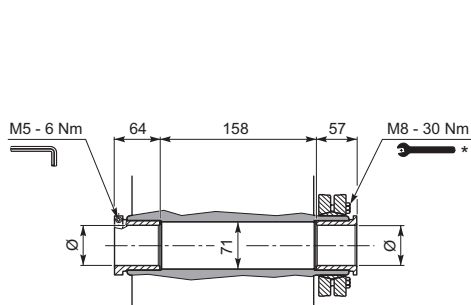


F 60...R

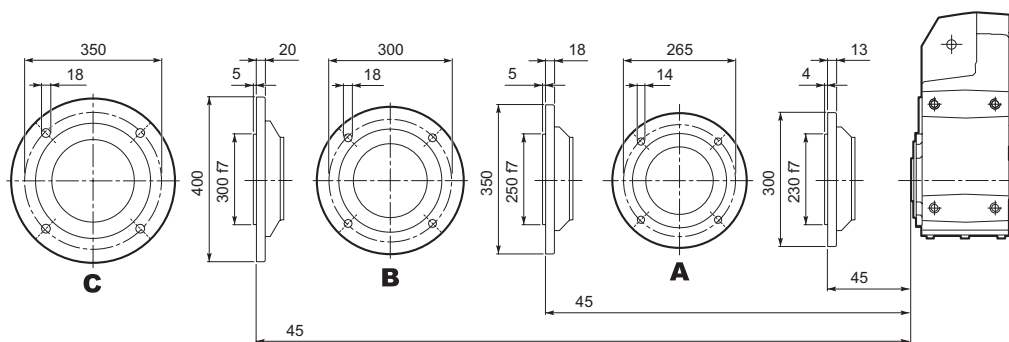


F 60...QF

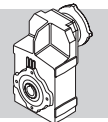
	Ø
QF60	60
QF65	65
QF70	70



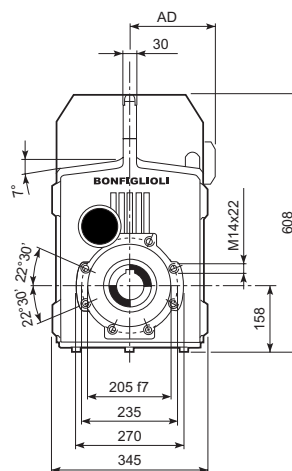
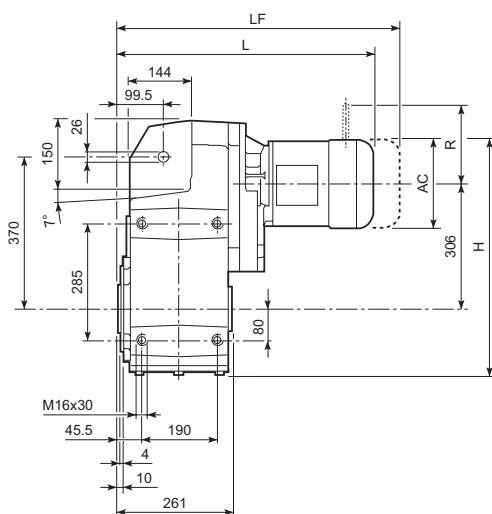
F 60...F...



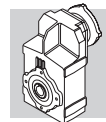
* Follow the MOUNTING INSTRUCTIONS supplied with the gearbox.



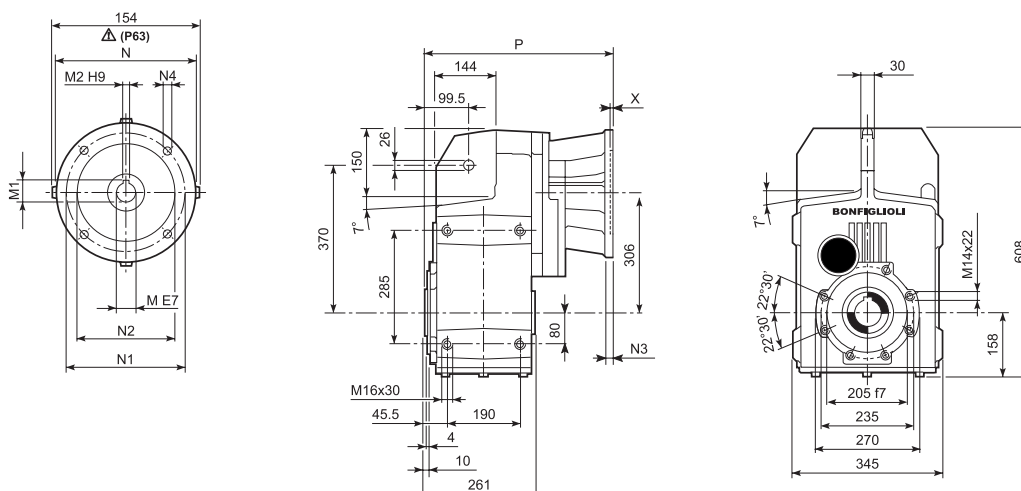
F 70...M



								M...FD M...FA		M...FD		M...FA	
			AC	H	L	AD		LF		R	AD	R	AD
F 70 3	S2	M2S	156	542	552	119	173	622	177	129	146	134	119
F 70 3	S3	M3S	195	561.5	595	142	178	691	186	160	158	160	142
F 70 3	S3	M3L	195	561.5	627	142	186	718	193	160	158	160	142
F 70 3	S4	M4	258	593	735	193	220	844	238	226	210	217	193
F 70 3	S4	M4LC	258	593	770	193	228	869	246	226	210	217	193
F 70 3	S5	M5S	310	619	821.5	245	248	961.5	278	266	245	247	245
F 70 3	S5	M5L	310	619	865.5	245	264	1005.5	294	266	245	247	245
F 70 4	S1	M1	138	533	574	108	173	635	176	103	135	124	108
F 70 4	S2	M2S	156	542	603	119	177	673	180	129	146	134	119
F 70 4	S3	M3S	195	561.5	646	142	181	742	189	160	158	160	142
F 70 4	S3	M3L	195	561.5	678	142	189	769	196	160	158	160	142
F 70 4	S4	M4	258	593	786	193	223	895	241	226	210	217	193
F 70 4	S4	M4LC	258	593	821	193	231	920	249	226	210	217	193

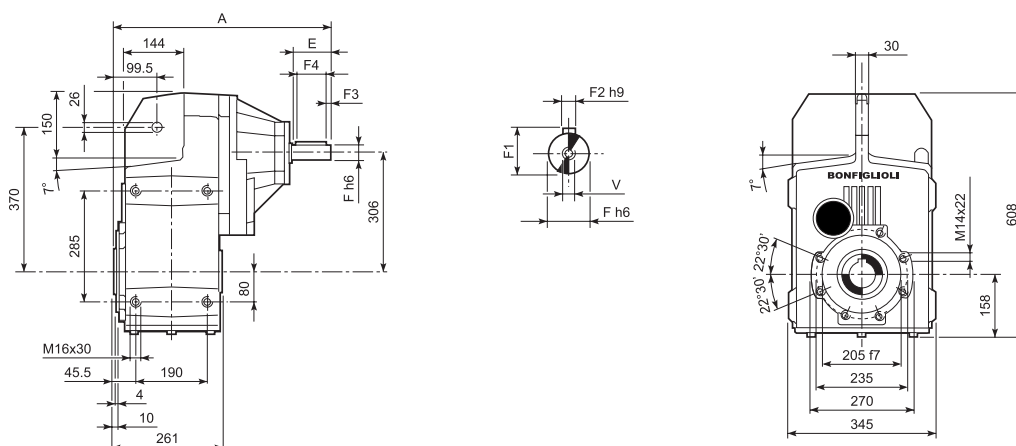


F 70...P(IEC)

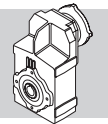


		M	M1	M2	N	N1	N2	N3	N4	X	P	Kg
F 70 3	P80	19	21.8	6	200	165	130	—	M10x12	4	387.5	167
F 70 3	P90	24	27.3	8	200	165	130	—	M10x12	4	387.5	167
F 70 3	P100	28	31.3	8	250	215	180	—	M12x16	4.5	397.5	171
F 70 3	P112	28	31.3	8	250	215	180	—	M12x16	4.5	397.5	171
F 70 3	P132	38	41.3	10	300	265	230	16	14	5	434	173
F 70 3	P160	42	45.3	12	350	300	250	23	18	6	489.5	185
F 70 3	P180	48	51.8	14	350	300	250	23	18	6	489.5	185
F 70 3	P200	55	59.3	16	400	350	300	—	M16x25	7	514.5	206
F 70 4	P63	11	12.8	4	140	115	95	—	M8x19	4	419	168
F 70 4	P71	14	16.3	5	160	130	110	—	M8x16	4.5	419	168
F 70 4	P80	19	21.8	6	200	165	130	—	M10x12	4	438.5	170
F 70 4	P90	24	27.3	8	200	165	130	—	M10x12	4	438.5	170
F 70 4	P100	28	31.3	8	250	215	180	—	M12x16	4.5	446.5	174
F 70 4	P112	28	31.3	8	250	215	180	—	M12x16	4.5	446.5	174
F 70 4	P132	38	41.3	10	300	265	230	16	14	5	482	176

F 70...HS

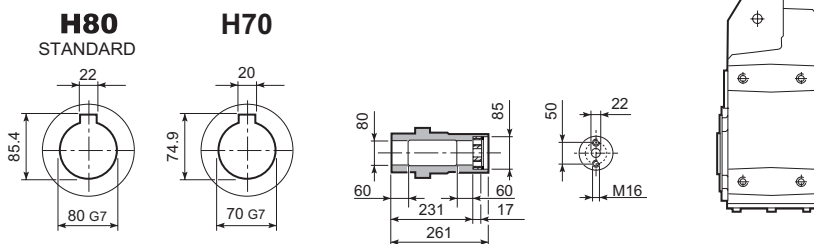


		A	E	F	F1	F2	F3	F4	V	Kg
F 70 3	HS	572	110	42	45	12	10	90	M12x28	186
F 70 4		508.5	50	24	27	8	2.5	45	M8x19	174

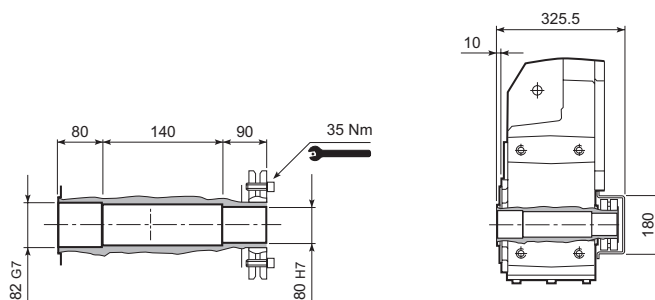


F 70

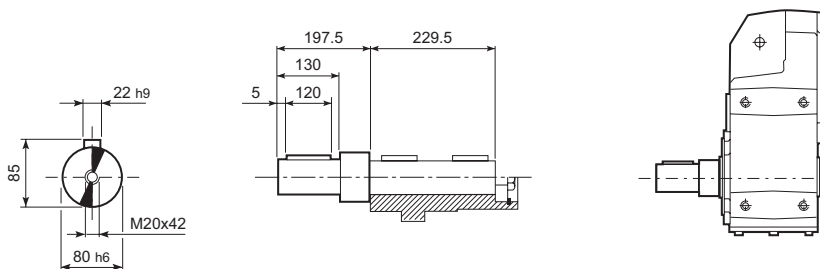
F 70...H



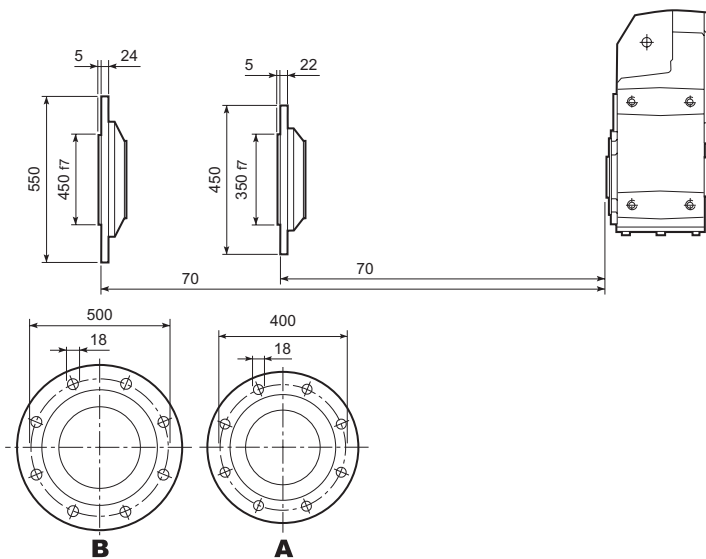
F 70...S

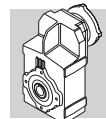


F 70...R

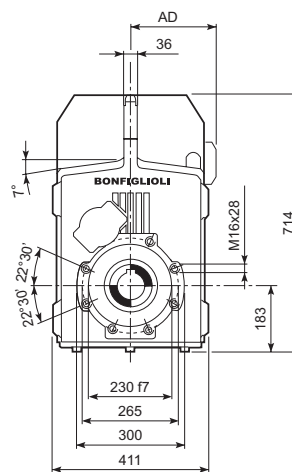
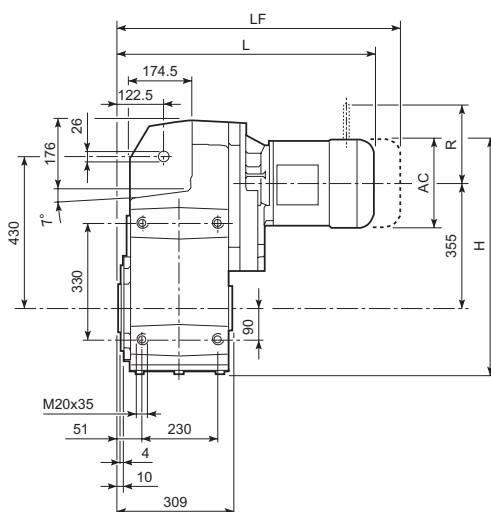


F 70...F...

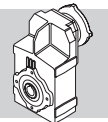




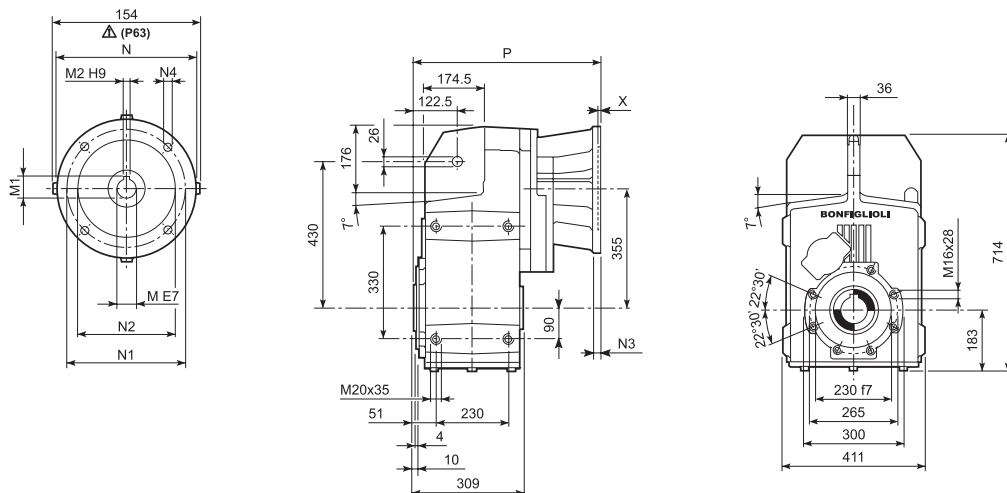
F 80...M



									M...FD M...FA		M...FD		M...FA	
			AC	H	L	AD		LF		R	AD	R	AD	
F 80 3	S3	M3S	195	635.5	653	142	266	749	273	160	158	160	142	
F 80 3	S3	M3L	195	635.5	685	142	273	776	280	160	158	160	142	
F 80 3	S4	M4	258	667	793	193	307	902	325	226	210	217	193	
F 80 3	S4	M4LC	258	667	828	193	315	927	333	226	210	217	193	
F 80 3	S5	M5S	310	693	879.5	245	335	1019.5	365	266	245	247	245	
F 80 3	S5	M5L	310	693	923.5	245	351	1063.5	381	266	245	247	245	
F 80 4	S1	M1	138	607	644	108	262	705	265	103	135	124	108	
F 80 4	S2	M2S	156	616	673	119	266	743	269	129	146	134	119	
F 80 4	S3	M3S	195	635.5	716	142	271	812	278	160	158	160	142	
F 80 4	S3	M3L	195	635.5	748	142	278	839	285	160	158	160	142	
F 80 4	S4	M4	258	667	856	193	312	965	330	226	210	217	193	
F 80 4	S4	M4LC	258	667	891	193	320	990	338	226	210	217	193	

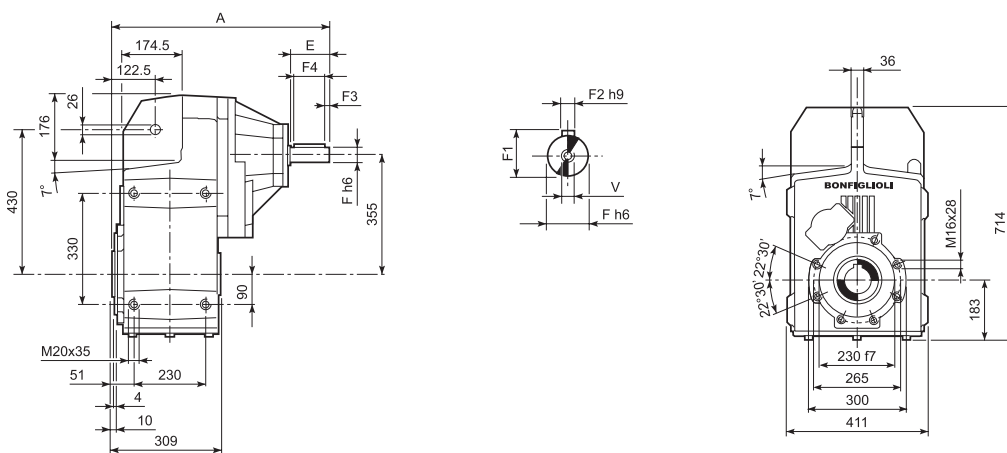


F 80...P(IEC)

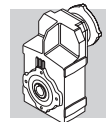


		M	M1	M2	N	N1	N2	N3	N4	X	P	Kg
F 80 3	P80	19	21.8	6	200	165	130	—	M10x12	4	445.5	255
F 80 3	P90	24	27.3	8	200	165	130	—	M10x12	4	445.5	255
F 80 3	P100	28	31.3	8	250	215	180	—	M12x16	4.5	455.5	259
F 80 3	P112	28	31.3	8	250	215	180	—	M12x16	4.5	455.5	259
F 80 3	P132	38	41.3	10	300	265	230	16	14	5	492	261
F 80 3	P160	42	45.3	12	350	300	250	23	18	6	547.5	276
F 80 3	P180	48	51.8	14	350	300	250	23	18	6	547.5	276
F 80 3	P200	55	59.3	16	400	350	300	—	M16x25	7	572.5	298
F 80 3	P225	60	64.4	18	450	400	350	25	18	6	618	298
F 80 4	P63	11	12.8	4	140	115	95	—	M8x19	4	489	258
F 80 4	P71	14	16.3	5	160	130	110	—	M8x16	4.5	489	258
F 80 4	P80	19	21.8	6	200	165	130	—	M10x12	4	508.5	260
F 80 4	P90	24	27.3	8	200	165	130	—	M10x12	4	508.5	260
F 80 4	P100	28	31.3	8	250	215	180	—	M12x16	4.5	518.5	264
F 80 4	P112	28	31.3	8	250	215	180	—	M12x16	4.5	518.5	264
F 80 4	P132	38	41.3	10	300	265	230	16	14	5	552	266

F 80...HS

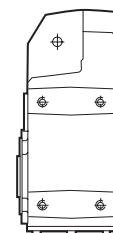
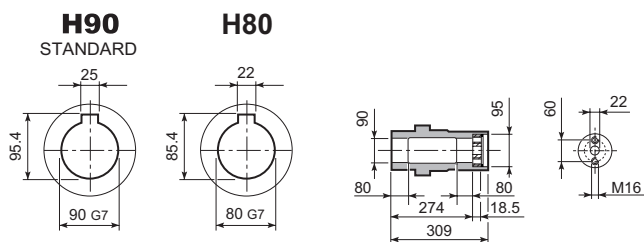


		A	E	F	F1	F2	F3	F4	V	Kg
F 80 3	HS	630	110	42	45	12	10	90	M12x28	273
F 80 4		575.5	50	24	27	8	2.5	45	M8x19	263

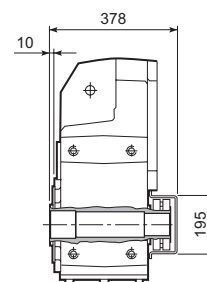
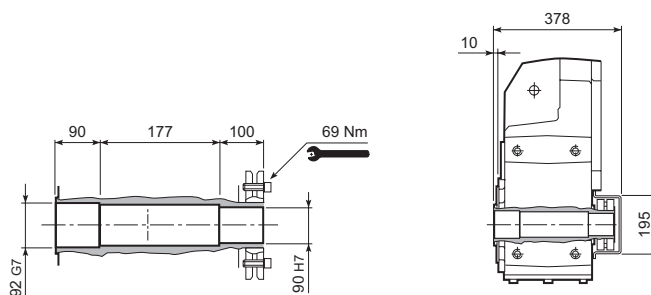


F 80

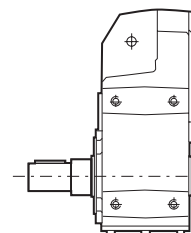
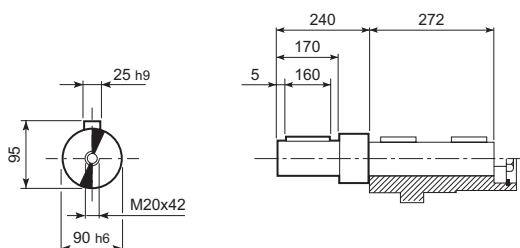
F 80...H



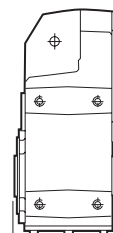
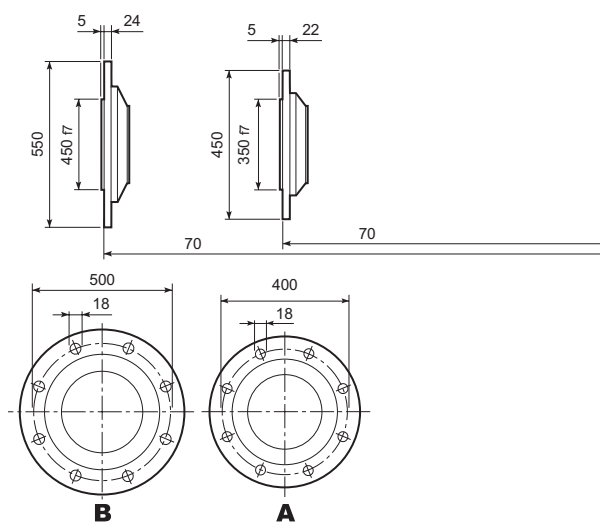
F 80...S

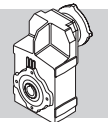


F 80...R

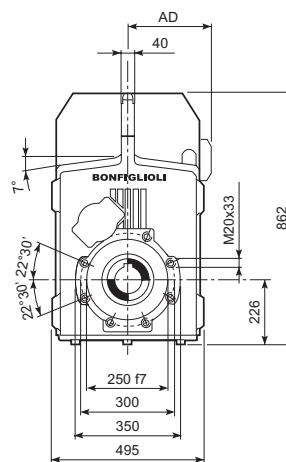
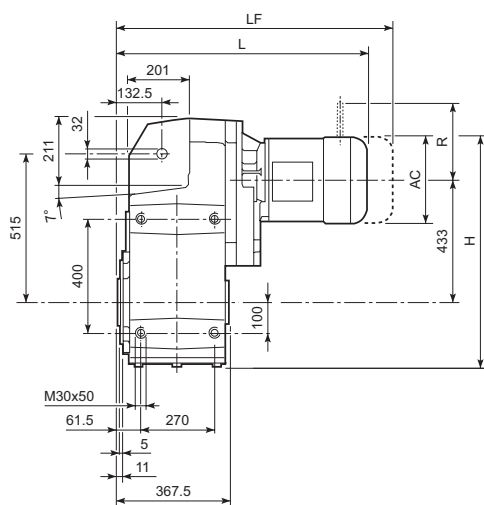


F 80...F...

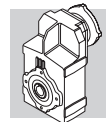




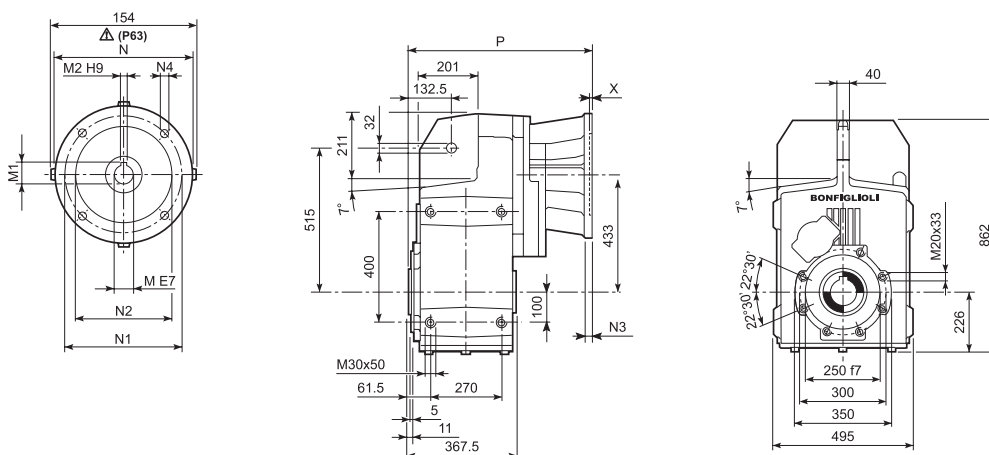
F 90...M



								M...FD M...FA		M...FD		M...FA	
			AC	H	L	AD		LF		R	AD	R	AD
F 90 3	S3	M3S	195	756	728	142	453	824	460	160	158	160	142
F 90 3	S3	M3L	195	756	760	142	460	851	467	160	158	160	142
F 90 3	S4	M4	258	787.5	868	193	494	977	512	226	210	217	193
F 90 3	S5	M5L	310	813.5	998.5	245	538	1138.5	568	266	245	247	245
F 90 4	S2	M2S	156	736.5	768	119	456	838	460	129	146	134	119
F 90 4	S3	M3S	195	756	811	142	460	907	468	160	158	160	142
F 90 4	S3	M3L	195	756	843	142	468	934	475	160	158	160	142
F 90 4	S4	M4	258	787.5	951	193	502	1060	520	226	210	217	193
F 90 4	S4	M4LC	258	787.5	986	193	510	1085	528	226	210	217	193

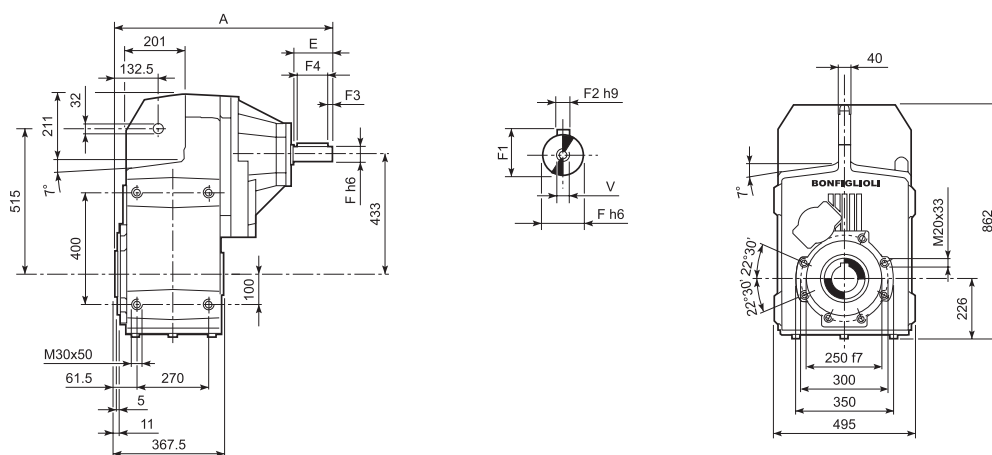


F 90...P(IEC)

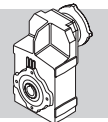


		M	M1	M2	N	N1	N2	N3	N4	X	P	Kg
F 90 3	P80	19	21.8	6	200	165	130	—	M10x12	4	520.5	442
F 90 3	P90	24	27.3	8	200	165	130	—	M10x12	4	520.5	442
F 90 3	P100	28	31.3	8	250	215	180	—	M12x16	4.5	530.5	446
F 90 3	P112	28	31.3	8	250	215	180	—	M12x16	4.5	530.5	446
F 90 3	P132	38	41.3	10	300	265	230	16	14	5	567	449
F 90 3	P160	42	45.3	12	350	300	250	23	18	6	622.5	463
F 90 3	P180	48	51.8	14	350	300	250	23	18	6	622.5	463
F 90 3	P200	55	59.3	16	400	350	300	—	M16x25	7	647.5	485
F 90 3	P225	60	64.4	18	450	400	350	30	18	6	693	485
F 90 3	P250	65	69.4	18	550	500	450	30	18	6	723	507
F 90 4	P63	11	12.8	4	140	115	95	—	M8x19	4	584	448
F 90 4	P71	14	16.3	5	160	130	110	—	M8x16	4.5	584	448
F 90 4	P80	19	21.8	6	200	165	130	—	M10x12	4	603.5	450
F 90 4	P90	24	27.3	8	200	165	130	—	M10x12	4	603.5	450
F 90 4	P100	28	31.3	8	250	215	180	—	M12x16	4.5	613.5	454
F 90 4	P112	28	31.3	8	250	215	180	—	M12x16	4.5	613.5	454
F 90 4	P132	38	41.3	10	300	265	230	16	14	5	650	455
F 90 4	P160	42	45.3	12	350	300	250	23	18	5.5	700.5	461
F 90 4	P180	48	51.8	14	350	300	250	23	18	5.5	700.5	461

F 90...HS

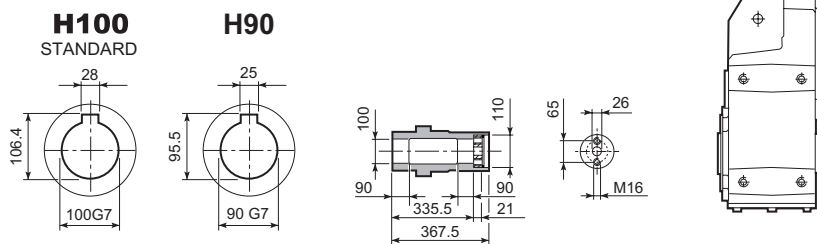


		A	E	F	F1	F2	F3	F4	V	Kg
F 90 3	HS	806.5	140	60	64	18	10	120	M16x36	485
F 90 4		673.5	50	24	27	8	2.5	45	M8x19	452

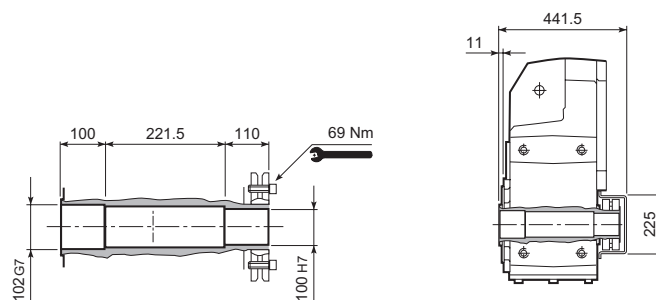


F 90

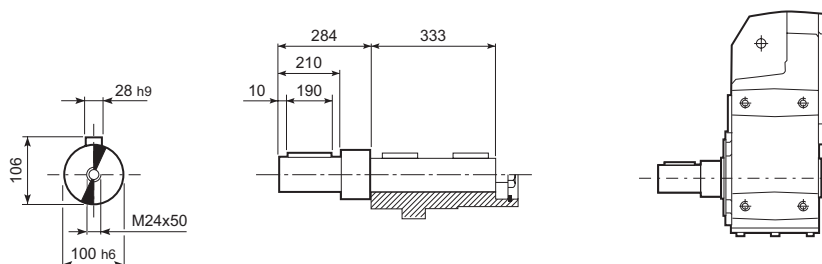
F 90...H



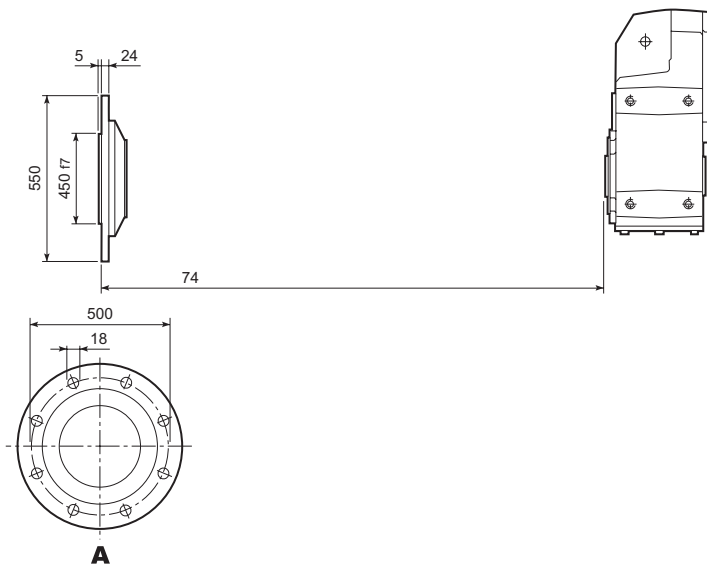
F 90...S

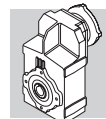


F 90...R



F 90...F...



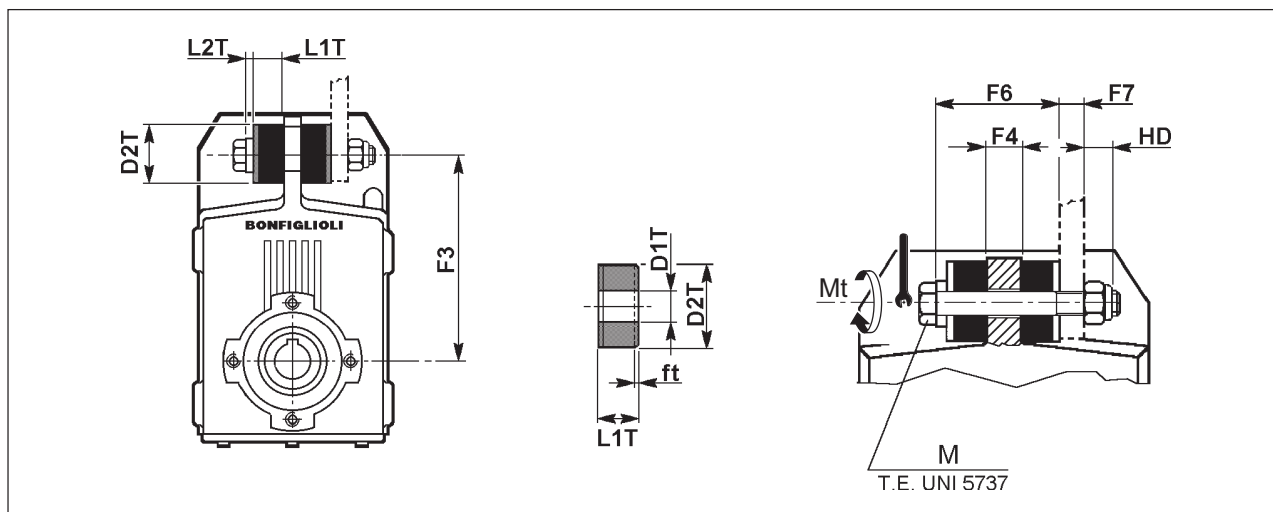


63 ACCESSORIES

Anti-vibration kit

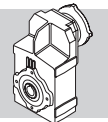
The gearboxes of the F series are supplied with an anti-vibration kit at customer request.

The kit includes all components required for shaft mounting (torque arm is out of scope). Dimensions are shown in the following table.



	F3	F4	F6	F7 (max.)	HD	L1T	L2T	D1T	D2T	M	Mt [Nm]	ft
F 10	140	20	55	10	12.3	15	5	11	30	M10x80	10	1.5
F 20	160	20	55	10	12.3	15	5	11	30	M10x80	10	1.5
F 25	162	20	65	20	14.8	20	5	12.5	40	M12x100	20	1.5
F 31	170	20	65	20	14.8	20	5	12.5	40	M12x100	20	1.5
F 41	218	16	61	24	14.8	20	5	12.5	40	M12x100	20	2.3
F 51	278	20	90	47	23	30	10	21	60	M20x160	50	3.0
F 60	325	26	96	41	23	30	10	21	60	M20x160	50	4.0
F 70	370	30	122	50	28	40	12	25	80	M24x200	100	4.0
F 80	430	36	128	44	28	40	12	25	80	M24x200	100	6.0
F 90	515	40	175	40	33.2	60	15	32	100	M30x260	200	9.0

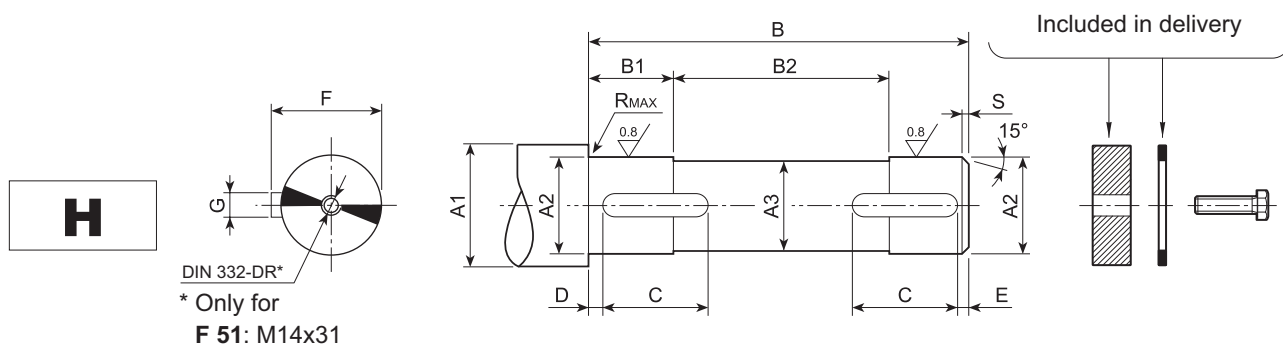
f_t = shortening of the rubber buffer under rated torque transmission.



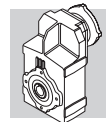
64 CUSTOMER' SHAFT

Make the driven shaft to be coupled to the gear unit's output shaft from a good quality steel, respecting the dimensions given in the table.

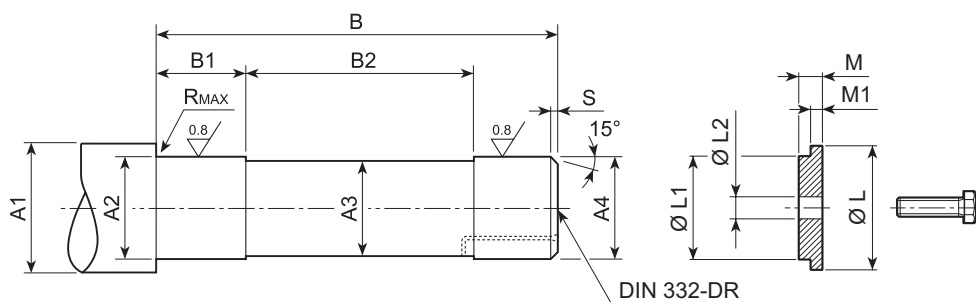
A device such as that illustrated below should also be installed to secure the shaft axially. Take care to verify and dimension the various components to suit the needs of the application.




	A1	A2	A3	B	B1	B2	C	D	E	F	G	R	S	UNI 6604	UNI 5739
F 10	≥ 35	30 h7	29	87.5	15.5	56.5	20	2	2	33	8 h9	0.5	1.5	8x7x20 A	M8x25
	≥ 30	25 h7	24	87.5	15.5	56.5	20	2	2	28	8 h9	0.5	1.5	8x7x20 A	
F 20	≥ 42	35 h7	34	99	18	63	22	2	2	38	10 h9	0.5	1.5	10x8x22 A	M8x30
	≥ 35	30 h7	29	99	18	63	22	2	2	33	8 h9	0.5	1.5	8x7x22 A	
F 25	≥ 47	40 h7	39	104	23	58	30	2	2	43	12 h9	0.5	1.5	12x8x30 A	M8x30
	≥ 42	35 h7	34	104	23	58	30	2	2	38	10 h9	0.5	1.5	10x8x30 A	
F 31	≥ 47	40 h7	39	104	28	48	30	2	2	43	12 h9	0.5	1.5	12x8x30 A	M8x30
	≥ 42	35 h7	34	104	28	48	30	2	2	38	10 h9	0.5	1.5	10x8x30 A	
F 41	≥ 52	45 h7	44	118	27.5	63	45	2.5	2.5	49.5	14 h9	1	2.0	14x9x45 A	M10x30
	≥ 47	40 h7	39	118	27.5	63	45	2.5	2.5	43	12 h9	1	2.0	12x8x45 A	
F 51	≥ 63	55 h7	54	139	33	73	50	2.5	2.5	59	16 h9	1	2.0	16x10x50 A	M14x45
	≥ 57	50 h7	49	139	33	73	50	2.5	2.5	53.5	14 h9	1	2.0	14x9x50 A	
F 60	≥ 78	70 h7	69	180	38	104	70	2.5	2.5	74.5	20 h9	1	2.0	20x12x70 A	M16x45
	≥ 68	60 h7	59	180	38	104	70	2.5	2.5	64	18 h9	1	2.0	18x11x70 A	
F 70	≥ 89	80 h7	79	229	58	113	75	3	3	85	22 h9	2.5	2.5	22x14x75 A	M20x55
	≥ 78	70 h7	69	229	58	113	75	3	3	74.5	20 h9	2.5	2.5	20x12x75 A	
F 80	≥ 99	90 h7	89	272	78	116	100	3	3	95	25 h9	2.5	2.5	25x14x100 A	M20x55
	√ 89	80 h7	79	272	78	116	100	3	3	85	22 h9	2.5	2.5	22x14x100 A	
F 90	≥ 111	100 h7	99	333	87.5	158	110	3	3	106	28 h9	2.5	2.5	28x16x110 A	M24x65
	≥ 99	90 h7	89	333	87.5	158	110	3	3	95	25 h9	2.5	2.5	25x14x110 A	

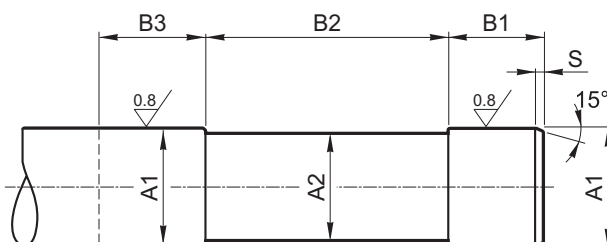


S

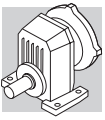


	A1	A2	A3	A4	B	B1	B2	R	S	L	L1	L2	M	M1	
F 10	≥ 36	27 h7	24	25 h6	138	34	70	0.5	1.5	29.5	25 d9	9	7	5.5	M8x25
F 20	≥ 42	32 h7	29	30 h6	160	38	84	0.5	1.5	35.5	30 d9	9	7	5.5	M8x25
F 25	≥ 42	32 h7	30	31 h6	172	38	96	0.5	1.5	35.5	31 d9	9	7	5.5	M8x25
F 31	≥ 50	38 h7	35	36 h6	155	40	73	1	2	43	36 d9	9	7	5.5	M8x25
F 41	≥ 58	44 h7	41	42 h6	177	46.5	82	1	2	49	42 d9	11	8.5	7	M10x30
F 51	≥ 68	54 h7	51	52 g6	201	48	91	1	2	61	52 d9	18	9	7.5	M16x45
F 60	≥ 84	67 h7	64	65 g6	248	53	133	1.5	2	80	65 d9	18	9	7.5	M16x45
F 70	≥ 104	82 h7	79	80 g6	308	78	140	2.5	2.5	95	80 d9	22	13.5	12	M20x55
F 80	≥ 114	92 h7	89	90 g6	365	88	177	2.5	2.5	105	90 d9	22	13.5	12	M20x55
F 90	≥ 126	102 h7	99	100 g6	429.5	98	221.5	2.5	2.5	120	100 d9	26	20	18.5	M24x70

QF



		A1	A2	B1	B2	B3	S
F 10	QF25	25 h6	24	41	83	≥ 50	1.5
	QF30	30 h6	29				
F 20	QF25	25 h6	24	41	104.5	≥ 50	1.5
	QF30	30 h6	29				
F 25	QF30	30 h6	29	41	120.5	≥ 50	1.5
	QF32	32 h6	31				
F 31	QF35	35 h6	34	45	95.5	≥ 54	1.5
	QF40	40 h6	39				
F 41	QF42	42 h6	41	46	112.5	≥ 55	2
	QF45	45 h6	44				
F 51	QF50	50 h6	49	48	131	≥ 57	2
	QF55	55 h6	54				
F 60	QF60	60 h6	59	57	158	≥ 66	2.5
	QF65	65 h6	64				
	QF70	70 h6	69				




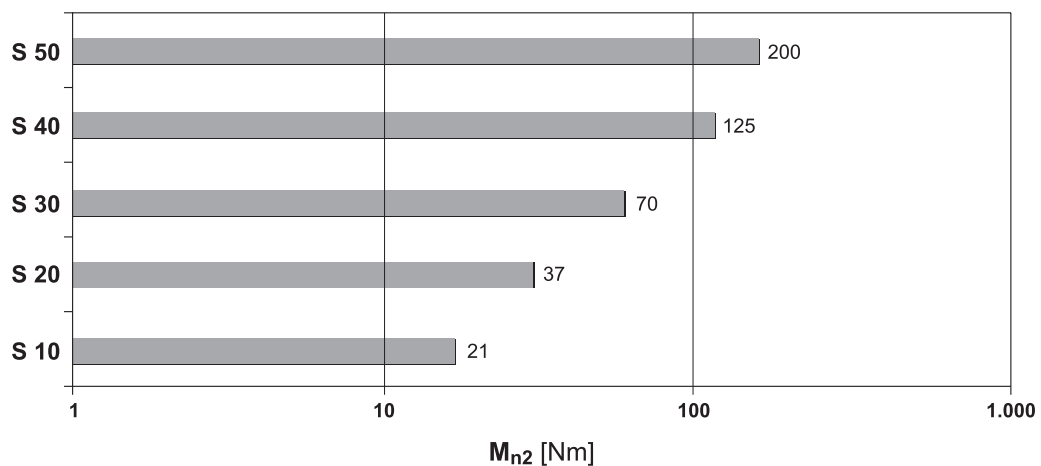
SINGLE STAGE GEARBOXES SERIES S

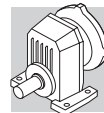
65 DESIGN FEATURES

The main design characteristics are:

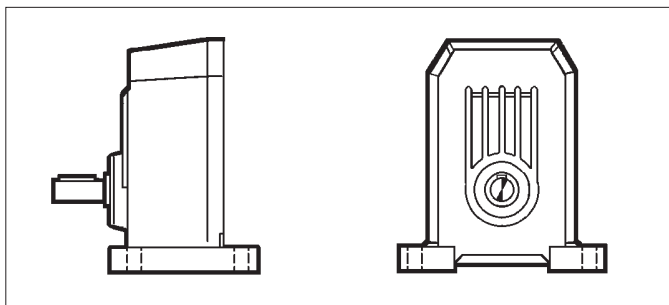
- modularity
- space effective
- high efficiency
- quite operation
- gears in hardened and case-hardened steel
- bare aluminium housing for sizes 10, 20, 30, unpainted high strength painted cast-iron housings for larger frame sizes
- input and output shafts from high grade steel.

(E 52)





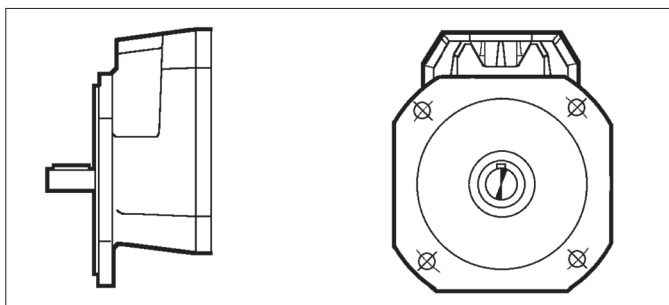
66 VERSIONS



P

Foot mount

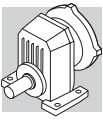
S 10 ... S 50



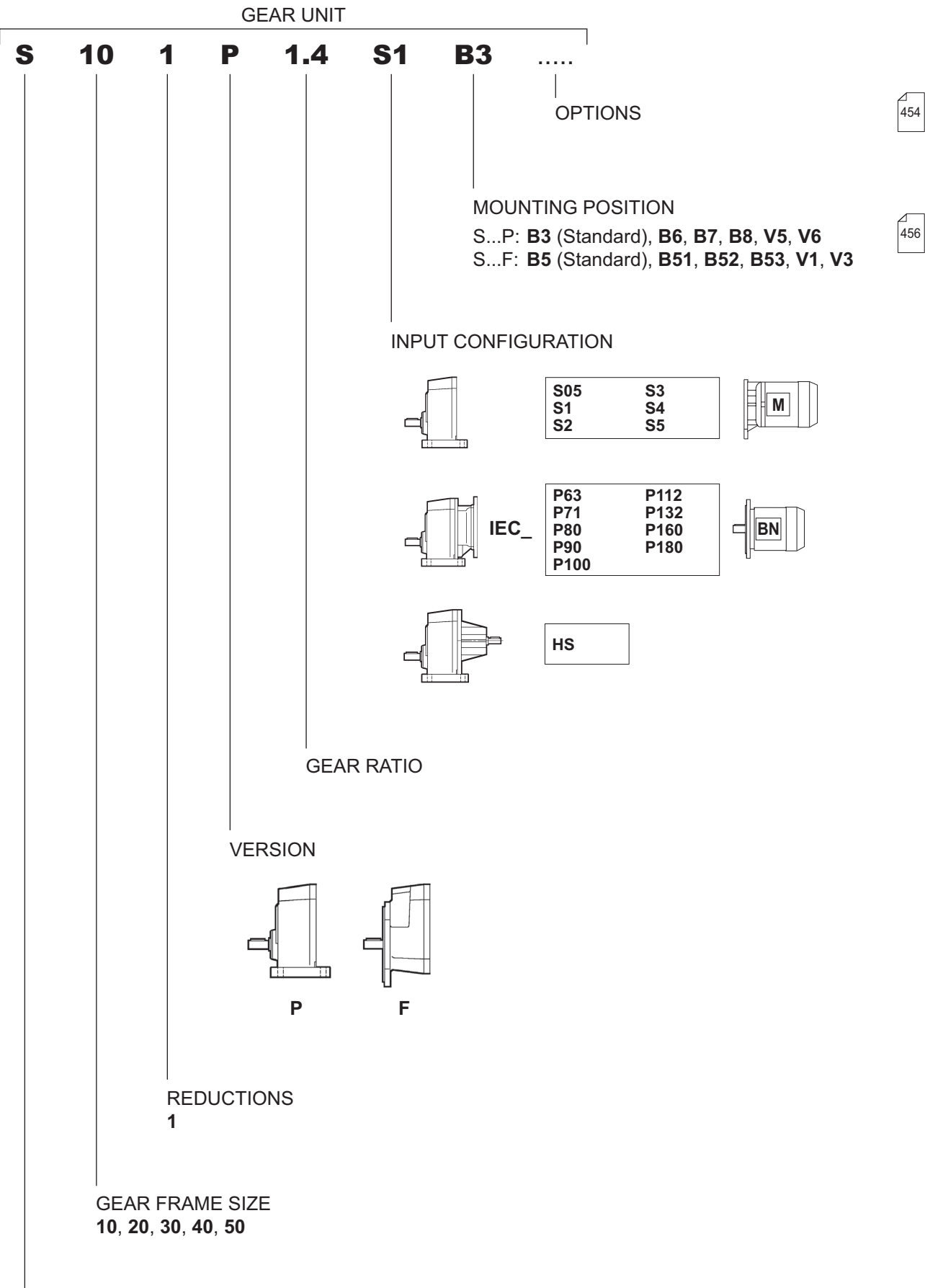
F

Flange mount

S 10 ... S 50



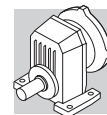
67 DESIGNATION



454

456

TYPE: **S** = single stage gear unit



MOTOR

BRAKE

M 1LA 4 230/400-50 IP54 CLF W FD 7.5 R SB 220 SA

OPTIONS

454

BRAKE SUPPLY

513 518 523 526

RECTIFIER TYPE AC/DC
NB, SB, NBR, SBR

514 519

BRAKE HAND RELEASE
R, RM

528

BRAKE TORQUE

515 520 523 526

BRAKE TYPE
FD, AFD (d.c. brake)
FA, BA (a.c. brake)

512 517 522 525

TERMINAL BOX POSITION
W (default), N, E, S

456

MOTOR MOUNTING
— (compact motor)
B5 (IEC - motor)

INSULATION CLASS
CL F standard
CL H option

506

DEGREE OF PROTECTION
IP55 standard (IP54 - brake motor)

501

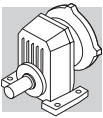
VOLTAGE - FREQUENCY

504

POLE NUMBER
2, 4, 6, 2/4, 2/6, 2/8, 2/12, 4/6, 4/8

MOTOR SIZE
0B ... 5LA (compact motor)
63A ... 280M (IEC motor)

MOTOR TYPE
M = compact 3-phase
BN = IEC 3-phase



67.1 Gearbox options

SO

Gear units S10, S20, S30, S40, usually factory filled with oil, to be supplied unlubricated.

LO

Gearbox S50, usually supplied without oil, to be supplied with synthetic oil currently used by BONFIGLIOLI RIDUTTORI and filled according to requested mounting position.

DV

Dual oil seals on input shaft. (Available only for compact gearmotors).

VV

Fluoro elastomer oil seal on input shaft.

PV

All oil seals in Fluoro elastomer.

67.2 Motor options

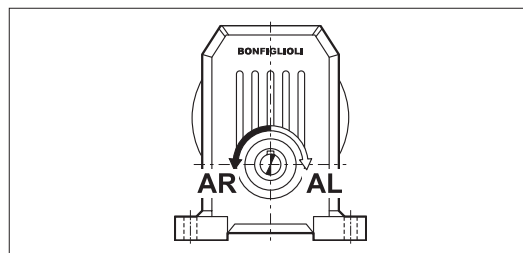
AA, AC, AD

Mutual position of the brake release lever and terminal box. View is from the fan side. Standard position = 90° clockwise. AA = 0°, AC = 180°, AD = 90° counterclockwise.

AL, AR

A backstop device on the motor itself, as described in the electric motors section of this catalogue, is available for gearmotors with integral M Series motors. Table E53 shows the direction of free rotation of the gearbox, on the basis of which the correct option must be selected.

(E 53)



CF

Capacitive filter.

D3

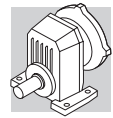
3 bimetallic winding temperature sensors, calibrated at 150°C.

E3

3 winding temperature thermistors, calibrated at 150°C.

F1

Flywheel for soft start and stop.

**H1**

Anti condensate heaters. Standard voltage 1~ 230V \pm 10%.

PN

60 Hz power corresponding to the normalized 50 Hz power.

PS

Double shaft extension (barring RC and U1 options).

RC

Drip cover (barring option PS).

RV

Rotor balancing in vibration class B.

TC

Option TC is a rain canopy variant for textile industry environments.

This option is not compatible with variants EN1, EN2, EN3 and will not fit motors equipped with a BA brake.

TP

Tropicalization.

U1

Forced cooling (barring options PS and CUS).

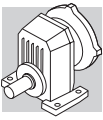
U2

Separate supply forced ventilation without terminal box. Cables are pre-wired. Configuration is not compatible with options PS and CUS. Available on motors;

BN 71 ... BN 132,

M1 ... M4.

For further information on options, consult the electric motors section.



68 LUBRICATION

The inner parts of Bonfiglioli gear units are oil-bath and splash lubricated.

Frame sizes S10, S20, S30 and S40 are supplied by the factory, or by the authorized dealers, already filled with oil.

Unless otherwise specified, units size S50 are usually supplied unlubricated as it will be the customer's care to fill them with oil prior to putting them into operation.

In both cases, depending on the version, prior to putting the gear unit into operation may need to replace the closed plug used for transportation purposes with a breather plug supplied with.

For the reference charts of oil plug placement and quantity of lubricant, refer to the Installation, Operation and Maintenance Manual (available on www.bonfiglioli.com).

The "long life" polyglycol-based lubricant supplied by the factory, in the absence of contamination, does not require periodical oil changes throughout the life of the gear unit.

Operation of gear units is permitted at ambient temperatures between -20°C and $+40^{\circ}\text{C}$. However, for temperatures between -20°C and -10°C unit may only start up after it has been progressively and evenly pre-heated, or otherwise initially operated unloaded.

Load may then be connected to the output shaft when the gear unit has reached the temperature of -10°C , or higher.

69 MOUNTING POSITION AND TERMINAL BOX ANGULAR LOCATION

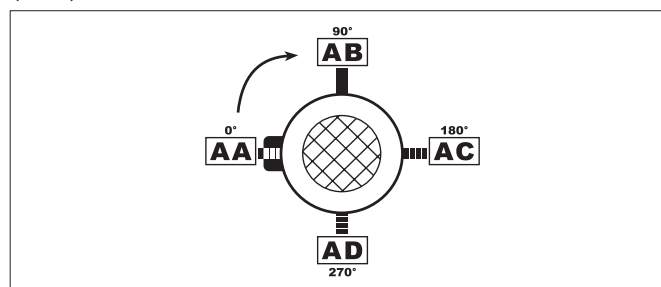
Location of motor terminal box can be specified by viewing the motor from the fan side; standard location is shown in black (W).

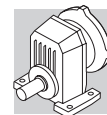
Angular position of the brake release lever.

Unless otherwise specified, brake motors have the manual device side located, 90° apart from terminal box.

Different angles can be specified through the relevant options available.

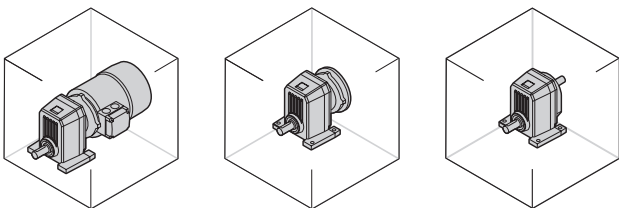
(E 54)





S ... P

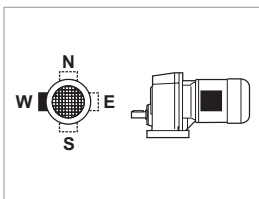
B3



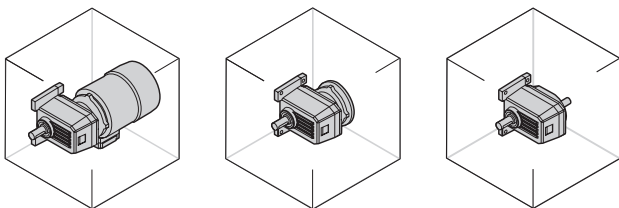
_S

_P(IEC)

_HS



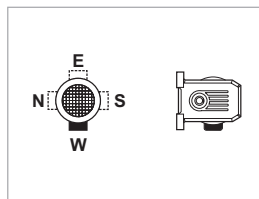
B6



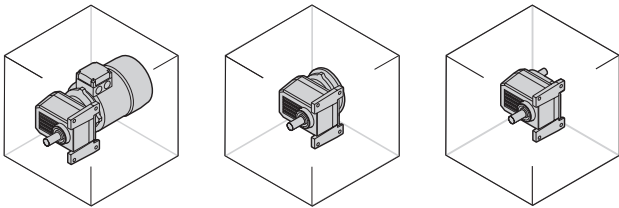
_S

_P(IEC)

_HS



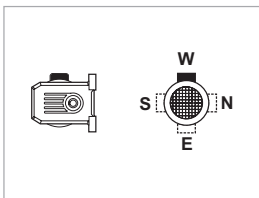
B7



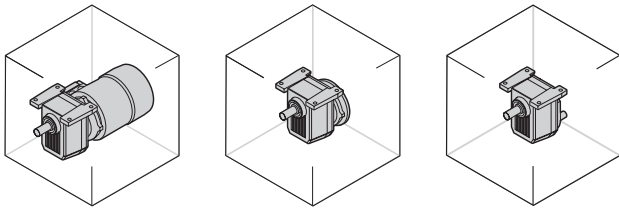
_S

_P(IEC)

_HS



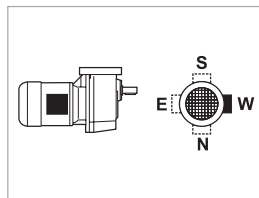
B8



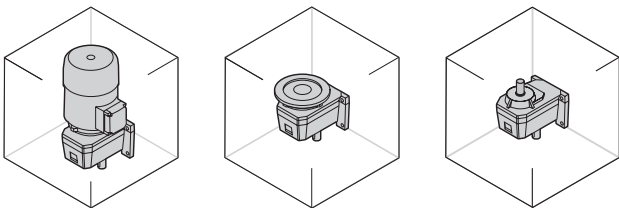
_S

_P(IEC)

_HS



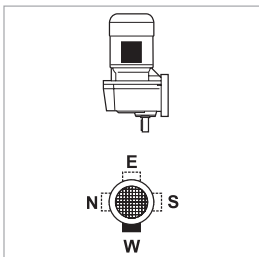
V5



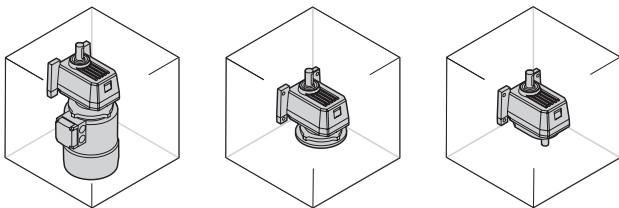
_S

_P(IEC)

_HS



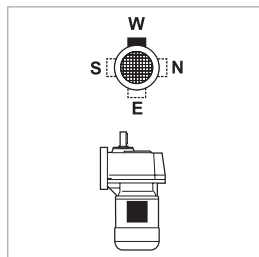
V6



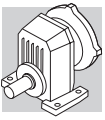
_S

_P(IEC)

_HS

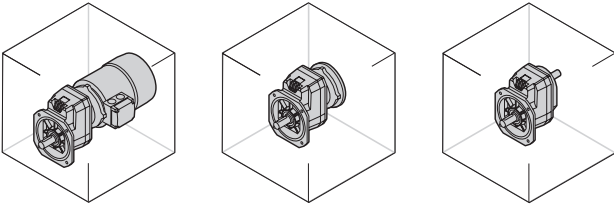


W = Default



S ... F

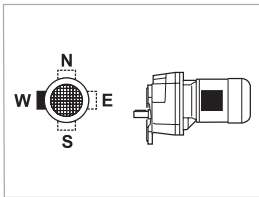
B5



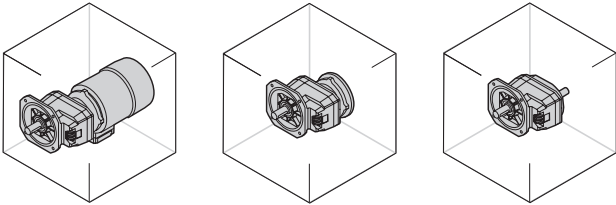
_S

_P(IEC)

_HS



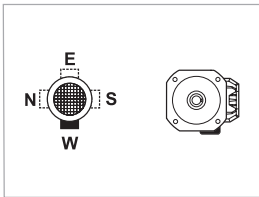
B51



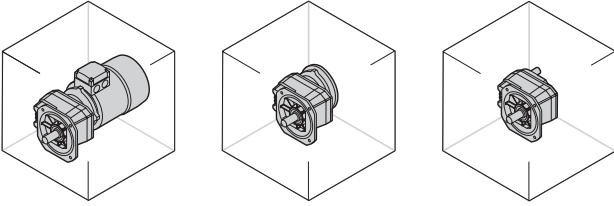
_S

_P(IEC)

_HS



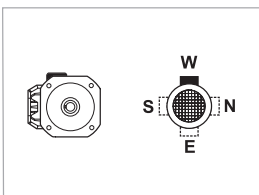
B53



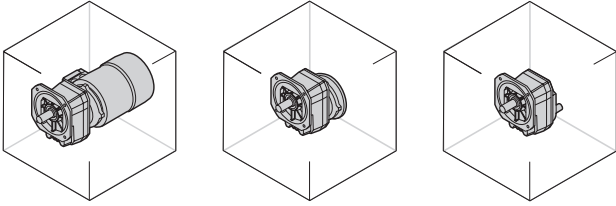
_S

_P(IEC)

_HS



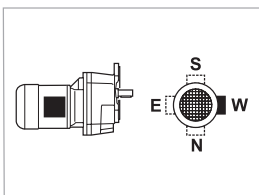
B52



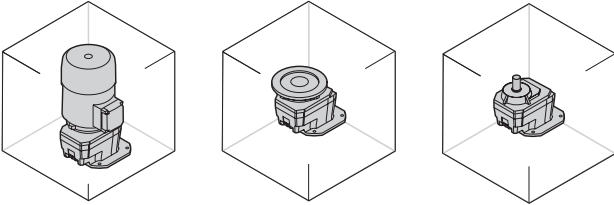
_S

_P(IEC)

_HS



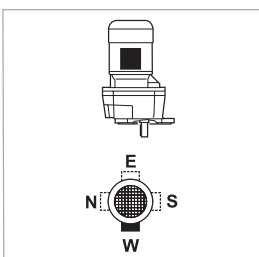
V1



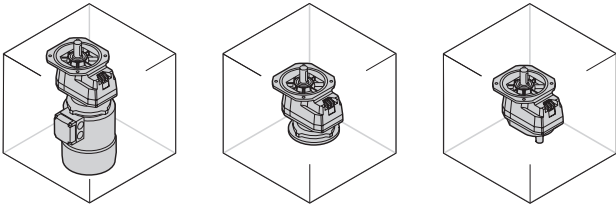
_S

_P(IEC)

_HS



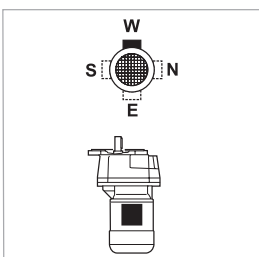
V3



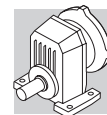
_S

_P(IEC)

_HS



W = Default



70 OVERHUNG LOADS

External transmissions keyed onto input and/or output shaft generate loads that act radially onto same shaft.

Resulting shaft loading must be compatible with both the bearing and the shaft capacity. Namely shaft loading (R_{c1} for input shaft, R_{c2} for output shaft), must be equal or lower than admissible overhung load capacity for shaft under study (R_{n1} for input shaft, R_{n2} for output shaft). OHL capability listed in the rating chart section.

In the formulas given below, index (1) applies to parameters relating to input shaft, whereas index (2) refers to output shaft.

The load generated by an external transmission can be calculated with close approximation by the following equations:

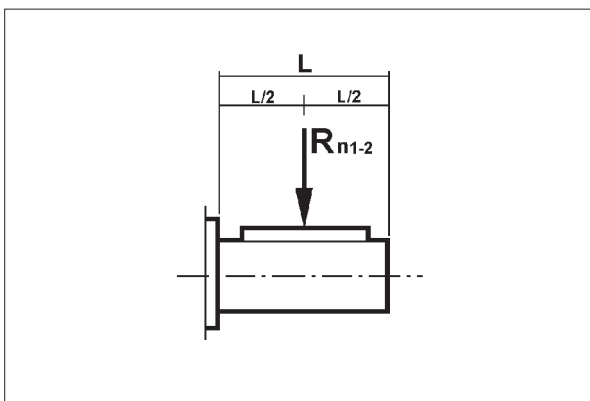
$$R_{c1} [N] = \frac{2000 \cdot M_1 [Nm] \cdot K_r}{d [mm]} \quad ; \quad R_{c2} [N] = \frac{2000 \cdot M_2 [Nm] \cdot K_r}{d [mm]} \quad (44)$$

(E 55)

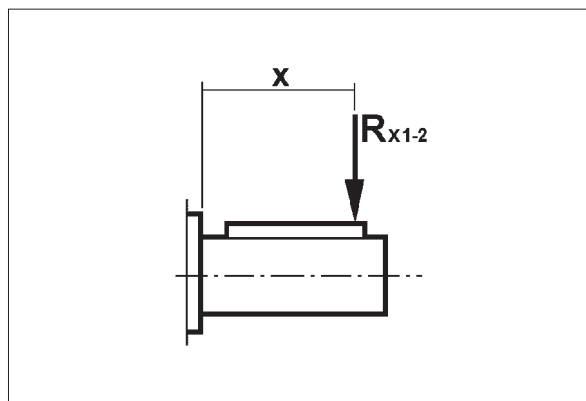
M_1 [Nm]	Torque applied to input shaft	$K_r = 1,25$	Gear transmission
M_2 [Nm]	Torque drawn at output shaft	$K_r = 1,5$	V-belt transmission
d [mm]	Pitch diameter of element keyed onto shaft	$K_r = 2,0$	Flat belt transmission
$K_r = 1$	Chain transmission		

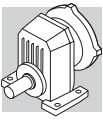
Verification of OHL capability varies depending on whether load applies at midpoint of shaft or it is shifted further out:

(E 56)



(E 57)





a) Load applied at midpoint of shaft, tab. (E56)

A comparison of shaft loading with catalogue OHL ratings should verify the following condition:

$$R_{c1} \leq R_{n1} \text{ [input shaft]}$$

or

$$R_{c2} \leq R_{n2} \text{ [output shaft]}$$

b) Load off the midpoint tab. (E57)

When load is shifted at an “x” distance from shaft shoulder, permissible load must be calculated for that distance.

Revised permissible overhung loads R_{x1} (input) and R_{x2} (output) are calculated respectively from original rated values R_{n1} and R_{n2} through factor:

$$\frac{a}{b+x} \quad (45)$$

(E 58)

	Load location factors					
	Output shaft			Input shaft		
	a	b	c	a	b	c
S 10 1	61	46	200	21	1	300
S 20 1	73.5	53.5	270	40	20	350
S 30 1	91.5	66.5	380	38.5	18.5	350
S 40 1	126.5	96.5	600	49.5	24.5	450
S 50 1	153.5	113.5	680	49.5	24.5	450

Verification procedure is described here after.

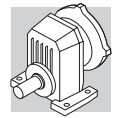
INPUT SHAFT

1. Calculate:

$$R_{x1} = R_{n1} \cdot \frac{a}{b+x} \quad (46)$$

N.B. Subject to condition:

$$\frac{L}{2} \leq x \leq c \quad (47)$$



Finally, the following condition must be verified:

$$R_{c1} \leq R_{x1} \quad (48)$$

OUTPUT SHAFT

1. Calculate:

$$R_{x2} = R_{n2} \cdot \frac{a}{b+x} \quad (49)$$

N.B. Subject to condition:

$$\frac{L}{2} \leq x \leq c \quad (50)$$

Finally, the following condition must be verified:

$$R_{c2} \leq R_{x2} \quad (51)$$

71 THRUST LOADS, A_{n1} , A_{n2}

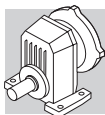
Permissible thrust loads on input [A_{n1}] and output [A_{n2}] shafts are obtained from the radial loading for the shaft under consideration [R_{n1}] and [R_{n2}] through the following equation:

$$\begin{aligned} A_{n1} &= R_{n1} \cdot 0,2 \\ A_{n2} &= R_{n2} \cdot 0,2 \end{aligned} \quad (52)$$

The thrust loads calculated through these formulas apply to thrust forces occurring at the same time as rated radial loads.




In the only case that no overhung load acts on the shaft the value of the admissible thrust load [A_n] amounts to 50% of rated OHL [R_n] on same shaft.

Where thrust loads exceed permissible value or largely prevail over radial loads, contact Bonfiglioli Riduttori for an in-depth analysis of the application.






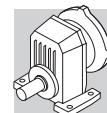
72 GEARMOTOR RATING CHARTS

0.09 kW

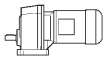



n_2 min ⁻¹	M_2 Nm	S	i	R_{n2} N			
69	12.1	2.9	13.1	2400			S301_13.1 P63 BN63A6 491
73	11.5	1.7	12.4	1500	S201_12.4 S05 M05A6	488	S201_12.4 P63 BN63A6 489
74	11.4	1.1	12.3	1160	S101_12.3 S05 M05A6	486	S101_12.3 P63 BN63A6 487
85	10.0	2.0	10.8	1500	S201_10.8 S05 M05A6	488	S201_10.8 P63 BN63A6 489
88	9.5	1.3	10.3	1100	S101_10.3 S05 M05A6	486	S101_10.3 P63 BN63A6 487
103	8.2	1.5	8.9	1060	S101_8.9 S05 M05A6	486	S101_8.9 P63 BN63A6 487
107	7.9	2.5	8.5	1500	S201_8.5 S05 M05A6	488	S201_8.5 P63 BN63A6 489
132	6.4	2.7	6.9	990	S101_6.9 S05 M05A6	486	S101_6.9 P63 BN63A6 487
149	5.7	3.0	6.1	960	S101_6.1 S05 M05A6	486	S101_6.1 P63 BN63A6 487
193	4.4	3.2	4.7	890	S101_4.7 S05 M05A6	486	S101_4.7 P63 BN63A6 487
237	3.6	3.9	3.8	830	S101_3.8 S05 M05A6	486	S101_3.8 P63 BN63A6 487
284	3.0	4.7	3.2	790	S101_3.2 S05 M05A6	486	S101_3.2 P63 BN63A6 487
364	2.3	5.2	2.5	730	S101_2.5 S05 M05A6	486	S101_2.5 P63 BN63A6 487
485	1.7	6.9	1.9	670	S101_1.9 S05 M05A6	486	S101_1.9 P63 BN63A6 487
640	1.3	9.1	1.4	610	S101_1.4 S05 M05A6	486	S101_1.4 P63 BN63A6 487

0.12 kW

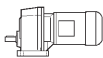

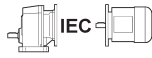

n_2 min ⁻¹	M_2 Nm	S	i	R_{n2} N			
69	16.2	2.2	13.1	2400			S301_13.1 P63 BN63A4 491
73	15.3	1.3	12.4	1500	S201_12.4 S05 M05B6	488	S201_12.4 P63 BN63B6 489
85	13.3	1.5	10.8	1500	S201_10.8 S05 M05B6	488	S201_10.8 P63 BN63B6 489
88	12.7	2.8	10.3	2400			S301_10.3 P63 BN63B6 491
88	12.7	0.9	10.3	1060	S101_10.3 S05 M05B6	486	S101_10.3 P63 BN63B6 487
102	11.0	3.2	8.9	2400			S301_8.9 P63 BN63B6 491
103	11.0	1.1	8.9	1030	S101_8.9 S05 M05B6	486	S101_8.9 P63 BN63B6 487
107	10.5	2.8	13.1	2400			S301_13.1 P63 BN63B6 491
107	10.5	1.9	8.5	1500	S201_8.5 S05 M05B6	488	S201_8.5 P63 BN63B6 489
113	10.0	1.7	12.4	1500	S201_12.4 S05 M05A4	488	S201_12.4 P63 BN63A4 489
114	9.9	1.0	12.3	1000	S101_12.3 S05 M05A4	486	S101_12.3 P63 BN63A4 487
126	8.9	3.4	7.2	1500	S201_7.2 S05 M05B6	488	S201_7.2 P63 BN63B6 489
130	8.6	2.0	10.8	1500	S201_10.8 S05 M05A4	488	S201_10.8 P63 BN63A4 489
132	8.5	2.0	6.9	960	S101_6.9 S05 M05B6	486	S101_6.9 P63 BN63B6 487
136	8.3	1.2	10.3	960	S101_10.3 S05 M05A4	486	S101_10.3 P63 BN63A4 487
149	7.5	2.3	6.1	940	S101_6.1 S05 M05B6	486	S101_6.1 P63 BN63B6 487
158	7.1	1.4	8.9	920	S101_8.9 S05 M05A4	486	S101_8.9 P63 BN63A4 487
165	6.8	2.5	8.5	1500	S201_8.5 S05 M05A4	488	S201_8.5 P63 BN63A4 489
193	5.8	2.4	4.7	870	S101_4.7 S05 M05B6	486	S101_4.7 P63 BN63B6 487
203	5.5	2.7	6.9	860	S101_6.9 S05 M05A4	486	S101_6.9 P63 BN63A4 487
229	4.9	3.1	6.1	830	S101_6.1 S05 M05A4	486	S101_6.1 P63 BN63A4 487
237	4.7	2.9	3.8	820	S101_3.8 S05 M05B6	486	S101_3.8 P63 BN63B6 487
284	3.9	3.5	3.2	780	S101_3.2 S05 M05B6	486	S101_3.2 P63 BN63B6 487
296	3.8	3.2	4.7	770	S101_4.7 S05 M05A4	486	S101_4.7 P63 BN63A4 487
364	3.1	3.9	3.8	720	S101_3.8 S05 M05A4	486	S101_3.8 P63 BN63A4 487
364	3.1	3.9	2.5	720	S101_2.5 S05 M05B6	486	S101_2.5 P63 BN63B6 487
438	2.6	4.7	3.2	680	S101_3.2 S05 M05A4	486	S101_3.2 P63 BN63A4 487

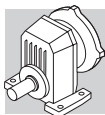


0.12 kW

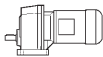



n ₂ min ⁻¹	M ₂ Nm	S	i	R _{n2} N				
485	2.3	5.2	1.9	660	S101_1.9 S05 M05B6	486	S101_1.9 P63 BN63B6	487
560	2.0	5.0	2.5	630	S101_2.5 S05 M05A4	486	S101_2.5 P63 BN63A4	487
640	1.8	6.8	1.4	600	S101_1.4 S05 M05B6	486	S101_1.4 P63 BN63B6	487
747	1.5	6.6	1.9	580	S101_1.9 S05 M05A4	486	S101_1.9 P63 BN63A4	487
985	1.1	8.8	1.4	530	S101_1.4 S05 M05A4	486	S101_1.4 P63 BN63A4	487

0.18 kW

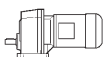



n ₂ min ⁻¹	M ₂ Nm	S	i	R _{n2} N				
69	24.6	1.4	13.1	2400			S301_13.1 P71 BN71A6	491
73	23.2	2.5	12.4	3800	S401_12.4 S1 M1SC6	492	S401_12.4 P71 BN71A6	493
84	20.1	1.0	10.8	1500			S201_10.8 P71 BN71A6	489
84	20.0	2.9	10.7	3800	S401_10.7 S1 M1SC6	492	S401_10.7 P71 BN71A6	493
87	19.3	1.8	10.3	2400	S301_10.3 S1 M1SC6	490	S301_10.3 P71 BN71A6	491
101	16.6	2.1	8.9	2400	S301_8.9 S1 M1SC6	490	S301_8.9 P71 BN71A6	491
106	15.9	1.3	8.5	1500	S201_8.5 S1 M1SC6	488	S201_8.5 P71 BN71A6	489
106	15.9	1.9	13.1	2400			S301_13.1 P63 BN63B4	491
112	15.1	1.1	12.4	1500	S201_12.4 S05 M05B4	488	S201_12.4 P63 BN63B4	489
112	15.0	3.3	12.4	3800			S401_12.4 P63 BN63B4	493
125	13.5	2.2	7.2	1500	S201_7.2 S1 M1SC6	488	S201_7.2 P71 BN71A6	489
129	13.0	1.3	10.8	1500	S201_10.8 S05 M05B4	488	S201_10.8 P63 BN63B4	489
130	12.9	1.3	6.9	910	S101_6.9 S1 M1SC6	486	S101_6.9 P71 BN71A6	487
135	12.5	2.4	10.3	2330			S301_10.3 P63 BN63B4	491
147	11.4	1.5	6.1	890	S101_6.1 S1 M1SC6	486	S101_6.1 P71 BN71A6	487
155	10.9	2.8	5.8	1500	S201_5.8 S1 M1SC6	488	S201_5.8 P71 BN71A6	489
156	10.8	2.8	8.9	2230			S301_8.9 P63 BN63B4	491
157	10.8	0.9	8.9	880	S101_8.9 S05 M05B4	486	S101_8.9 P63 BN63B4	487
164	10.3	1.7	8.5	1500	S201_8.5 S05 M05B4	488	S201_8.5 P63 BN63B4	489
189	8.9	3.4	4.8	1500	S201_4.8 S1 M1SC6	488	S201_4.8 P71 BN71A6	489
190	8.8	1.6	4.7	830	S101_4.7 S1 M1SC6	486	S101_4.7 P71 BN71A6	487
192	8.8	3.0	7.2	1500	S201_7.2 S05 M05B4	488	S201_7.2 P63 BN63B4	489
201	8.4	1.8	6.9	820	S101_6.9 S05 M05B4	486	S101_6.9 P63 BN63B4	487
214	7.9	3.1	13.1	2020			S301_13.1 P63 BN63A2	491
226	7.5	1.7	12.4	1480	S201_12.4 S05 M05A2	488	S201_12.4 P63 BN63A2	489
227	7.4	2.0	6.1	800	S101_6.1 S05 M05B4	486	S101_6.1 P63 BN63B4	487
228	7.4	1.1	12.3	800	S101_12.3 S05 M05A2	486	S101_12.3 P63 BN63A2	487
234	7.2	1.9	3.8	790	S101_3.8 S1 M1SC6	486	S101_3.8 P71 BN71A6	487
261	6.4	2.0	10.8	1420	S201_10.8 S05 M05A2	488	S201_10.8 P63 BN63A2	489
273	6.2	1.3	10.3	760	S101_10.3 S05 M05A2	486	S101_10.3 P63 BN63A2	487
281	6.0	2.3	3.2	750	S101_3.2 S1 M1SC6	486	S101_3.2 P71 BN71A6	487
294	5.7	2.1	4.7	750	S101_4.7 S05 M05B4	486	S101_4.7 P63 BN63B4	487
317	5.3	1.5	8.9	730	S101_8.9 S05 M05A2	486	S101_8.9 P63 BN63A2	487
331	5.1	2.6	8.5	1320	S201_8.5 S05 M05A2	488	S201_8.5 P63 BN63A2	489
360	4.7	2.6	2.5	700	S101_2.5 S1 M1SC6	486	S101_2.5 P71 BN71A6	487
361	4.7	2.6	3.8	700	S101_3.8 S05 M05B4	486	S101_3.8 P63 BN63B4	487
407	4.1	2.9	6.9	680	S101_6.9 S05 M05A2	486	S101_6.9 P63 BN63A2	487
434	3.9	3.1	3.2	670	S101_3.2 S05 M05B4	486	S101_3.2 P63 BN63B4	487
460	3.7	3.3	6.1	660	S101_6.1 S05 M05A2	486	S101_6.1 P63 BN63A2	487

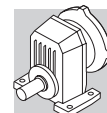


0.18 kW

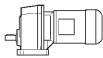



n₂ min ⁻¹	M₂ Nm	S	i	R_{n2} N				
480	3.5	3.4	1.9	640	S101_1.9 S1 M1SC6	486	S101_1.9 P71 BN71A6	487
556	3.0	3.3	2.5	620	S101_2.5 S05 M05B4	486	S101_2.5 P63 BN63B4	487
594	2.8	3.5	4.7	610	S101_4.7 S05 M05A2	486	S101_4.7 P63 BN63A2	487
633	2.7	4.5	1.4	590	S101_1.4 S1 M1SC6	486	S101_1.4 P71 BN71A6	487
731	2.3	4.3	3.8	570	S101_3.8 S05 M05A2	486	S101_3.8 P63 BN63A2	487
741	2.3	4.4	1.9	570	S101_1.9 S05 M05B4	486	S101_1.9 P63 BN63B4	487
878	1.9	5.2	3.2	540	S101_3.2 S05 M05A2	486	S101_3.2 P63 BN63A2	487
978	1.7	5.8	1.4	520	S101_1.4 S05 M05B4	486	S101_1.4 P63 BN63B4	487
1124	1.5	5.3	2.5	500	S101_2.5 S05 M05A2	486	S101_2.5 P63 BN63A2	487
1499	1.1	7.1	1.9	460	S101_1.9 S05 M05A2	486	S101_1.9 P63 BN63A2	487
1977	0.9	9.4	1.4	420	S101_1.4 S05 M05A2	486	S101_1.4 P63 BN63A2	487

0.25 kW

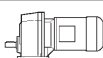



n₂ min ⁻¹	M₂ Nm	S	i	R_{n2} N				
69	34.1	1.0	13.1	2400			S301_13.1 P71 BN71B6	491
70	33.5	3.0	12.9	6520	S501_12.9 S1 M1SD6	494	S501_12.9 P71 BN71B6	495
73	32.2	1.8	12.4	3800	S401_12.4 S1 M1SD6	492	S401_12.4 P71 BN71B6	493
84	27.7	2.1	10.7	3800	S401_10.7 S1 M1SD6	492	S401_10.7 P71 BN71B6	493
87	26.8	1.3	10.3	2400	S301_10.3 S1 M1SD6	490	S301_10.3 P71 BN71B6	491
101	23.1	1.5	8.9	2400	S301_8.9 S1 M1SD6	490	S301_8.9 P71 BN71B6	491
104	22.5	3.1	8.6	3800	S401_8.6 S1 M1SD6	492	S401_8.6 P71 BN71B6	493
105	22.3	1.3	13.1	2400			S301_13.1 P71 BN71A4	491
106	22.1	0.9	8.5	1500	S201_8.5 S1 M1SD6	488	S201_8.5 P71 BN71B6	489
111	21.1	2.4	12.4	3800			S401_12.4 P71 BN71A4	493
125	18.8	1.6	7.2	1500	S201_7.2 S1 M1SD6	488	S201_7.2 P71 BN71B6	489
127	18.4	3.1	7.1	2340	S301_7.1 S1 M1SD6	490	S301_7.1 P71 BN71B6	491
128	18.3	0.9	10.8	1500	S201_10.8 S05 M05C4	488	S201_10.8 P71 BN71A4	489
129	18.2	2.8	10.7	3800			S401_10.7 P71 BN71A4	493
130	17.9	0.9	6.9	850	S101_6.9 S1 M1SD6	486	S101_6.9 P71 BN71B6	487
133	17.5	1.7	10.3	2300			S301_10.3 P71 BN71A4	491
147	15.9	1.1	6.1	840	S101_6.1 S1 M1SD6	486	S101_6.1 P71 BN71B6	487
155	15.1	2.0	5.8	1500	S201_5.8 S1 M1SD6	488	S201_5.8 P71 BN71B6	489
155	15.1	2.0	8.9	2200			S301_8.9 P71 BN71A4	491
162	14.5	1.2	8.5	1500	S201_8.5 S05 M05C4	488	S201_8.5 P71 BN71A4	489
189	12.4	2.4	4.8	1500	S201_4.8 S1 M1SD6	488	S201_4.8 P71 BN71B6	489
190	12.3	1.1	4.7	790	S101_4.7 S1 M1SD6	486	S101_4.7 P71 BN71B6	487
190	12.3	2.1	7.2	1500	S201_7.2 S05 M05C4	488	S201_7.2 P71 BN71A4	489
199	11.7	1.3	6.9	780	S101_6.9 S05 M05C4	486	S101_6.9 P71 BN71A4	487
214	10.9	2.2	13.1	2000			S301_13.1 P63 BN63B2	491
225	10.4	1.4	6.1	770	S101_6.1 S05 M05C4	486	S101_6.1 P71 BN71A4	487
226	10.3	1.3	12.4	1450	S201_12.4 S05 M05B2	488	S201_12.4 P63 BN63B2	489
229	10.2	2.9	3.9	1440	S201_3.9 S1 M1SD6	488	S201_3.9 P71 BN71B6	489
234	10.0	1.4	3.8	750	S101_3.8 S1 M1SD6	486	S101_3.8 P71 BN71B6	487
236	9.9	2.6	5.8	1430	S201_5.8 S05 M05C4	488	S201_5.8 P71 BN71A4	489
261	9.0	1.5	10.8	1390	S201_10.8 S05 M05B2	488	S201_10.8 P63 BN63B2	489
273	8.6	2.8	10.3	1860			S301_10.3 P63 BN63B2	491
273	8.6	0.9	10.3	730	S101_10.3 S05 M05B2	486	S101_10.3 P63 BN63B2	487

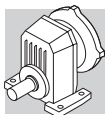


0.25 kW

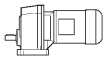



n ₂ min ⁻¹	M ₂ Nm	S	i	R _{n2} N				
281	8.3	1.7	3.2	720	S101_3.2 S1 M1SD6	486	S101_3.2 P71 BN71B6	487
288	8.1	3.2	4.8	1350	S201_4.8 S05 M05C4	488	S201_4.8 P71 BN71A4	489
291	8.0	1.5	4.7	720	S101_4.7 S05 M05C4	486	S101_4.7 P71 BN71A4	487
316	7.4	3.2	8.9	1770			S301_8.9 P63 BN63B2	491
317	7.4	1.1	8.9	710	S101_8.9 S05 M05B2	486	S101_8.9 P63 BN63B2	487
331	7.1	1.8	8.5	1300	S201_8.5 S05 M05B2	488	S201_8.5 P63 BN63B2	489
358	6.5	1.8	3.8	680	S101_3.8 S05 M05C4	486	S101_3.8 P71 BN71A4	487
360	6.5	1.8	2.5	680	S101_2.5 S1 M1SD6	486	S101_2.5 P71 BN71B6	487
389	6.0	3.5	7.2	1240	S201_7.2 S05 M05B2	488	S201_7.2 P63 BN63B2	489
407	5.7	2.1	6.9	660	S101_6.9 S05 M05B2	486	S101_6.9 P63 BN63B2	487
430	5.4	2.2	3.2	650	S101_3.2 S05 M05C4	486	S101_3.2 P71 BN71A4	487
460	5.1	2.4	6.1	640	S101_6.1 S05 M05B2	486	S101_6.1 P63 BN63B2	487
480	4.9	2.5	1.9	620	S101_1.9 S1 M1SD6	486	S101_1.9 P71 BN71B6	487
550	4.3	2.4	2.5	610	S101_2.5 S05 M05C4	486	S101_2.5 P71 BN71A4	487
594	3.9	2.5	4.7	600	S101_4.7 S05 M05B2	486	S101_4.7 P63 BN63B2	487
633	3.7	3.2	1.4	580	S101_1.4 S1 M1SD6	486	S101_1.4 P71 BN71B6	487
731	3.2	3.1	3.8	560	S101_3.8 S05 M05B2	486	S101_3.8 P63 BN63B2	487
733	3.2	3.1	1.9	560	S101_1.9 S05 M05C4	486	S101_1.9 P71 BN71A4	487
878	2.7	3.8	3.2	530	S101_3.2 S05 M05B2	486	S101_3.2 P63 BN63B2	487
968	2.4	4.1	1.4	510	S101_1.4 S05 M05C4	486	S101_1.4 P71 BN71A4	487
1124	2.1	3.8	2.5	500	S101_2.5 S05 M05B2	486	S101_2.5 P63 BN63B2	487
1499	1.6	5.1	1.9	450	S101_1.9 S05 M05B2	486	S101_1.9 P63 BN63B2	487
1977	1.2	6.8	1.4	420	S101_1.4 S05 M05B2	486	S101_1.4 P63 BN63B2	487

0.37 kW

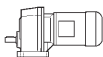



n ₂ min ⁻¹	M ₂ Nm	S	i	R _{n2} N				
71	49.0	2.0	12.9	6420	S501_12.9 S1 M1LA6	494	S501_12.9 P80 BN80A6	495
73	47.2	1.2	12.4	3800	S401_12.4 S1 M1LA6	492	S401_12.4 P80 BN80A6	493
85	40.6	1.4	10.7	3800	S401_10.7 S1 M1LA6	492	S401_10.7 P80 BN80A6	493
87	39.8	2.9	10.5	6020	S501_10.5 S1 M1LA6	494	S501_10.5 P80 BN80A6	495
102	33.8	1.0	8.9	2400	S301_8.9 S1 M1LA6	490	S301_8.9 P80 BN80A6	491
104	33.2	0.9	13.1	2390			S301_13.1 P71 BN71B4	491
105	32.9	2.1	8.6	3800	S401_8.6 S1 M1LA6	492	S401_8.6 P80 BN80A6	493
106	32.6	3.1	12.9	5650	S501_12.9 S1 M1SD4	494	S501_12.9 P71 BN71B4	495
110	31.3	1.6	12.4	3800	S401_12.4 S1 M1SD4	492	S401_12.4 P71 BN71B4	493
126	27.5	1.1	7.2	1500	S201_7.2 S1 M1LA6	488	S201_7.2 P80 BN80A6	489
127	27.2	3.3	7.2	3800	S401_7.2 S1 M1LA6	492	S401_7.2 P80 BN80A6	493
128	27.0	2.1	7.1	2260	S301_7.1 S1 M1LA6	490	S301_7.1 P80 BN80A6	491
128	27.0	1.9	10.7	3800	S401_10.7 S1 M1SD4	492	S401_10.7 P71 BN71B4	493
133	26.0	1.2	10.3	2240	S301_10.3 S1 M1SD4	490	S301_10.3 P71 BN71B4	491
154	22.5	1.3	8.9	2150	S301_8.9 S1 M1SD4	490	S301_8.9 P71 BN71B4	491
156	22.2	2.6	5.8	2140	S301_5.8 S1 M1LA6	490	S301_5.8 P80 BN80A6	491
156	22.1	1.4	5.8	1500	S201_5.8 S1 M1LA6	488	S201_5.8 P80 BN80A6	489
159	21.8	2.7	8.6	3610	S401_8.6 S1 M1SD4	492	S401_8.6 P71 BN71B4	493
184	18.8	3.1	4.9	2040	S301_4.9 S1 M1LA6	490	S301_4.9 P80 BN80A6	491
190	18.3	1.4	7.2	1460	S201_7.2 S1 M1SD4	488	S201_7.2 P71 BN71B4	489
191	18.1	1.7	4.8	1460	S201_4.8 S1 M1LA6	488	S201_4.8 P80 BN80A6	489

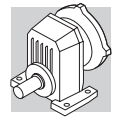


0.37 kW

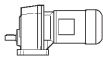



n₂ min ⁻¹	M₂ Nm	S	i	R_{n2} N				
193	17.9	2.8	7.1	2020	S301_7.1 S1 M1SD4	490	S301_7.1 P71 BN71B4	491
214	16.2	1.5	13.1	1960			S301_13.1 P71 BN71A2	491
224	15.4	1.0	6.1	710	S101_6.1 S1 M1SD4	486	S101_6.1 P71 BN71B4	487
227	15.3	2.6	12.4	3230			S401_12.4 P71 BN71A2	493
231	15.0	2.0	3.9	1380	S201_3.9 S1 M1LA6	488	S201_3.9 P80 BN80A6	489
234	14.8	3.4	5.8	1900	S301_5.8 S1 M1SD4	490	S301_5.8 P71 BN71B4	491
235	14.7	1.8	5.8	1390	S201_5.8 S1 M1SD4	488	S201_5.8 P71 BN71B4	489
237	14.6	1.0	3.8	690	S101_3.8 S1 M1LA6	486	S101_3.8 P80 BN80A6	487
261	13.2	1.0	10.8	1350	S201_10.8 S05 M05C2	488	S201_10.8 P71 BN71A2	489
263	13.1	3.0	10.7	3080			S401_10.7 P71 BN71A2	493
273	12.7	1.9	10.3	1820			S301_10.3 P71 BN71A2	491
284	12.2	1.1	3.2	670	S101_3.2 S1 M1LA6	486	S101_3.2 P80 BN80A6	487
287	12.1	2.2	4.8	1310	S201_4.8 S1 M1SD4	488	S201_4.8 P71 BN71B4	489
290	11.9	1.0	4.7	670	S101_4.7 S1 M1SD4	486	S101_4.7 P71 BN71B4	487
293	11.8	2.5	3.1	1300	S201_3.1 S1 M1LA6	488	S201_3.1 P80 BN80A6	489
316	11.0	2.2	8.9	1740			S301_8.9 P71 BN71A2	491
331	10.5	1.2	8.5	1270	S201_8.5 S05 M05C2	488	S201_8.5 P71 BN71A2	489
348	9.9	2.6	3.9	1240	S201_3.9 S1 M1SD4	488	S201_3.9 P71 BN71B4	489
356	9.7	1.2	3.8	640	S101_3.8 S1 M1SD4	486	S101_3.8 P71 BN71B4	487
364	9.5	1.3	2.5	630	S101_2.5 S1 M1LA6	486	S101_2.5 P80 BN80A6	487
373	9.3	3.2	2.4	1210	S201_2.4 S1 M1LA6	488	S201_2.4 P80 BN80A6	489
389	8.9	2.4	7.2	1210	S201_7.2 S05 M05C2	488	S201_7.2 P71 BN71A2	489
407	8.5	1.4	6.9	630	S101_6.9 S05 M05C2	486	S101_6.9 P71 BN71A2	487
428	8.1	1.5	3.2	620	S101_3.2 S1 M1SD4	486	S101_3.2 P71 BN71B4	487
440	7.9	3.3	3.1	1160	S201_3.1 S1 M1SD4	488	S201_3.1 P71 BN71B4	489
460	7.5	1.6	6.1	610	S101_6.1 S05 M05C2	486	S101_6.1 P71 BN71A2	487
480	7.2	2.8	1.9	1130	S201_1.9 S1 M1LA6	488	S201_1.9 P80 BN80A6	489
483	7.2	2.9	5.8	1130	S201_5.8 S05 M05C2	488	S201_5.8 P71 BN71A2	489
485	7.1	1.7	1.9	590	S101_1.9 S1 M1LA6	486	S101_1.9 P80 BN80A6	487
548	6.3	1.6	2.5	580	S101_2.5 S1 M1SD4	486	S101_2.5 P71 BN71B4	487
594	5.8	1.7	4.7	570	S101_4.7 S05 M05C2	486	S101_4.7 P71 BN71A2	487
640	5.4	2.2	1.4	550	S101_1.4 S1 M1LA6	486	S101_1.4 P80 BN80A6	487
731	4.7	2.1	3.8	540	S101_3.8 S05 M05C2	486	S101_3.8 P71 BN71A2	487
731	4.7	2.1	1.9	540	S101_1.9 S1 M1SD4	486	S101_1.9 P71 BN71B4	487
878	3.9	2.5	3.2	520	S101_3.2 S05 M05C2	486	S101_3.2 P71 BN71A2	487
964	3.6	2.8	1.4	500	S101_1.4 S1 M1SD4	486	S101_1.4 P71 BN71B4	487
1124	3.1	2.6	2.5	480	S101_2.5 S05 M05C2	486	S101_2.5 P71 BN71A2	487
1499	2.3	3.5	1.9	440	S101_1.9 S05 M05C2	486	S101_1.9 P71 BN71A2	487
1977	1.8	4.6	1.4	410	S101_1.4 S05 M05C2	486	S101_1.4 P71 BN71A2	487

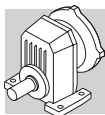
0.55 kW

n₂ min ⁻¹	M₂ Nm	S	i	R_{n2} N				
71	72.1	1.4	12.9	6290	S501_12.9 S2 M2SA6	494	S501_12.9 P80 BN80B6	495
86	59.7	1.0	10.7	3800	S401_10.7 S2 M2SA6	492	S401_10.7 P80 BN80B6	493
88	58.5	2.0	10.5	5910	S501_10.5 S2 M2SA6	494	S501_10.5 P80 BN80B6	495
105	49.1	2.5	8.8	5600	S501_8.8 S2 M2SA6	494	S501_8.8 P80 BN80B6	495
107	48.3	1.4	8.6	3800	S401_8.6 S2 M2SA6	492	S401_8.6 P80 BN80B6	493

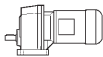



0.55 kW



n ₂ min ⁻¹	M ₂ Nm	S	i	R _{n2} N				
107	48.1	2.1	12.9	5560	S501_12.9 S1 M1LA4	494	S501_12.9 P80 BN80A4	495
111	46.3	1.1	12.4	3800	S401_12.4 S1 M1LA4	492	S401_12.4 P80 BN80A4	493
124	41.4	3.4	7.4	5310	S501_7.4 S2 M2SA6	494	S501_7.4 P80 BN80B6	495
129	40.0	2.2	7.2	3780	S401_7.2 S2 M2SA6	492	S401_7.2 P80 BN80B6	493
129	39.8	1.3	10.7	3770	S401_10.7 S1 M1LA4	492	S401_10.7 P80 BN80A4	493
130	39.7	1.5	7.1	2150	S301_7.1 S2 M2SA6	490	S301_7.1 P80 BN80B6	491
132	39.0	2.8	10.5	5220	S501_10.5 S1 M1LA4	494	S501_10.5 P80 BN80A4	495
152	33.9	3.1	6.1	3600	S401_6.1 S2 M2SA6	492	S401_6.1 P80 BN80B6	493
155	33.2	0.9	8.9	2060	S301_8.9 S1 M1LA4	490	S301_8.9 P80 BN80A4	491
157	32.7	1.8	5.8	2050	S301_5.8 S2 M2SA6	490	S301_5.8 P80 BN80B6	491
157	32.7	3.4	8.8	4940	S501_8.8 S1 M1LA4	494	S501_8.8 P80 BN80A4	495
158	32.6	0.9	5.8	1420	S201_5.8 S2 M2SA6	488	S201_5.8 P80 BN80B6	489
160	32.2	1.9	8.6	3540	S401_8.6 S1 M1LA4	492	S401_8.6 P80 BN80A4	493
186	27.6	2.1	4.9	1960	S301_4.9 S2 M2SA6	490	S301_4.9 P80 BN80B6	491
191	26.9	1.0	7.2	1370	S201_7.2 S1 M1LA4	488	S201_7.2 P80 BN80A4	489
193	26.7	1.1	4.8	1370	S201_4.8 S2 M2SA6	488	S201_4.8 P80 BN80B6	489
193	26.7	3.0	7.2	3350	S401_7.2 S1 M1LA4	492	S401_7.2 P80 BN80A4	493
195	26.4	1.9	7.1	1940	S301_7.1 S1 M1LA4	490	S301_7.1 P80 BN80A4	491
214	24.0	1.0	13.1	1900			S301_13.1 P71 BN71B2	491
218	23.6	3.4	12.9	4460	S501_12.9 S1 M1SD2	494	S501_12.9 P71 BN71B2	495
227	22.7	1.8	12.4	3190	S401_12.4 S1 M1SD2	492	S401_12.4 P71 BN71B2	493
233	22.1	2.6	3.9	1850	S301_3.9 S2 M2SA6	490	S301_3.9 P80 BN80B6	491
234	22.0	1.4	3.9	1300	S201_3.9 S2 M2SA6	488	S201_3.9 P80 BN80B6	489
236	21.8	2.3	5.8	1840	S301_5.8 S1 M1LA4	490	S301_5.8 P80 BN80A4	491
237	21.7	1.2	5.8	1310	S201_5.8 S1 M1LA4	488	S201_5.8 P80 BN80A4	489
263	19.5	2.0	10.7	3040	S401_10.7 S1 M1SD2	492	S401_10.7 P71 BN71B2	493
273	18.9	1.3	10.3	1780	S301_10.3 S1 M1SD2	490	S301_10.3 P71 BN71B2	491
280	18.4	2.7	4.9	1760	S301_4.9 S1 M1LA4	490	S301_4.9 P80 BN80A4	491
289	17.8	1.5	4.8	1250	S201_4.8 S1 M1LA4	488	S201_4.8 P80 BN80A4	489
296	17.4	1.7	3.1	1230	S201_3.1 S2 M2SA6	488	S201_3.1 P80 BN80B6	489
300	17.1	3.4	3.1	1720	S301_3.1 S2 M2SA6	490	S301_3.1 P80 BN80B6	491
316	16.3	1.5	8.9	1700	S301_8.9 S1 M1SD2	490	S301_8.9 P71 BN71B2	491
325	15.8	3.0	8.6	2850	S401_8.6 S1 M1SD2	492	S401_8.6 P71 BN71B2	493
350	14.7	3.4	3.9	1650	S301_3.9 S1 M1LA4	490	S301_3.9 P80 BN80A4	491
351	14.7	1.8	3.9	1190	S201_3.9 S1 M1LA4	488	S201_3.9 P80 BN80A4	489
377	13.6	2.2	2.4	1160	S201_2.4 S2 M2SA6	488	S201_2.4 P80 BN80B6	489
389	13.2	1.6	7.2	1160	S201_7.2 S1 M1SD2	488	S201_7.2 P71 BN71B2	489
396	13.0	3.1	7.1	1600	S301_7.1 S1 M1SD2	490	S301_7.1 P71 BN71B2	491
407	12.6	0.9	6.9	570	S101_6.9 S1 M1SD2	486	S101_6.9 P71 BN71B2	487
431	11.9	1.0	3.2	560	S101_3.2 S1 M1LA4	486	S101_3.2 P80 BN80A4	487
444	11.6	2.2	3.1	1120	S201_3.1 S1 M1LA4	488	S201_3.1 P80 BN80A4	489
460	11.2	1.1	6.1	570	S101_6.1 S1 M1SD2	486	S101_6.1 P71 BN71B2	487
483	10.7	2.0	5.8	1100	S201_5.8 S1 M1SD2	488	S201_5.8 P71 BN71B2	489
486	10.6	1.9	1.9	1080	S201_1.9 S2 M2SA6	488	S201_1.9 P80 BN80B6	489
491	10.5	1.1	1.9	540	S101_1.9 S2 M2SA6	486	S101_1.9 P80 BN80B6	487
504	10.2	3.4	1.8	1470	S301_1.8 S2 M2SA6	490	S301_1.8 P80 BN80B6	491
552	9.3	1.1	2.5	540	S101_2.5 S1 M1LA4	486	S101_2.5 P80 BN80A4	487
566	9.1	2.9	2.4	1050	S201_2.4 S1 M1LA4	488	S201_2.4 P80 BN80A4	489
589	8.7	2.4	4.8	1040	S201_4.8 S1 M1SD2	488	S201_4.8 P71 BN71B2	489
594	8.7	1.2	4.7	540	S101_4.7 S1 M1SD2	486	S101_4.7 P71 BN71B2	487
647	8.0	1.5	1.4	510	S101_1.4 S2 M2SA6	486	S101_1.4 P80 BN80B6	487

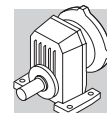


0.55 kW

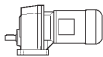



n₂ min ⁻¹	M₂ Nm	S	i	R_{n2} N		
661	7.8	2.6	1.4	990	S201_1.4 S2 M2SA6	488 S201_1.4 P80 BN80B6
714	7.2	2.9	3.9	980	S201_3.9 S1 M1SD2	488 S201_3.9 P71 BN71B2
728	7.1	2.4	1.9	970	S201_1.9 S1 M1LA4	488 S201_1.9 P80 BN80A4
731	7.0	1.4	3.8	510	S101_3.8 S1 M1SD2	486 S101_3.8 P71 BN71B2
736	7.0	1.4	1.9	500	S101_1.9 S1 M1LA4	486 S101_1.9 P80 BN80A4
878	5.9	1.7	3.2	490	S101_3.2 S1 M1SD2	486 S101_3.2 P71 BN71B2
971	5.3	1.9	1.4	470	S101_1.4 S1 M1LA4	486 S101_1.4 P80 BN80A4
992	5.2	3.3	1.4	890		S201_1.4 P80 BN80A4
1124	4.6	1.7	2.5	460	S101_2.5 S1 M1SD2	486 S101_2.5 P71 BN71B2
1499	3.4	2.3	1.9	430	S101_1.9 S1 M1SD2	486 S101_1.9 P71 BN71B2
1977	2.6	3.1	1.4	390	S101_1.4 S1 M1SD2	486 S101_1.4 P71 BN71B2

0.75 kW

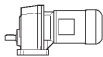



n₂ min ⁻¹	M₂ Nm	S	i	R_{n2} N		
71	98.3	1.0	12.9	6170	S501_12.9 S2 M2SB6	494 S501_12.9 P90 BN90S6
88	79.8	1.4	10.5	5810	S501_10.5 S2 M2SB6	494 S501_10.5 P90 BN90S6
105	66.9	1.9	8.8	5520	S501_8.8 S2 M2SB6	494 S501_8.8 P90 BN90S6
107	65.9	1.1	8.6	3800	S401_8.6 S2 M2SB6	492 S401_8.6 P90 BN90S6
109	64.6	1.5	12.9	5460	S501_12.9 S2 M2SA4	494 S501_12.9 P80 BN80B4
124	56.5	2.5	7.4	5240	S501_7.4 S2 M2SB6	494 S501_7.4 P90 BN90S6
129	54.6	1.6	7.2	3700	S401_7.2 S2 M2SB6	492 S401_7.2 P90 BN90S6
130	54.1	1.1	7.1	2040	S301_7.1 S2 M2SB6	490 S301_7.1 P90 BN90S6
131	53.5	0.9	10.7	3670	S401_10.7 S2 M2SA4	492 S401_10.7 P80 BN80B4
134	52.4	2.1	10.5	5130	S501_10.5 S2 M2SA4	494 S501_10.5 P80 BN80B4
152	46.3	2.3	6.1	3530	S401_6.1 S2 M2SB6	492 S401_6.1 P90 BN90S6
152	46.2	3.2	6.1	4940	S501_6.1 S2 M2SB6	494 S501_6.1 P90 BN90S6
157	44.6	1.3	5.8	1960	S301_5.8 S2 M2SB6	490 S301_5.8 P90 BN90S6
160	44.0	2.5	8.8	4870	S501_8.8 S2 M2SA4	494 S501_8.8 P80 BN80B4
162	43.3	1.4	8.6	3460	S401_8.6 S2 M2SA4	492 S401_8.6 P80 BN80B4
186	37.6	1.5	4.9	1880	S301_4.9 S2 M2SB6	490 S301_4.9 P90 BN90S6
190	36.9	2.8	4.8	3300	S401_4.8 S2 M2SB6	492 S401_4.8 P90 BN90S6
196	35.9	2.2	7.2	3280	S401_7.2 S2 M2SA4	492 S401_7.2 P80 BN80B4
197	35.6	1.4	7.1	1860	S301_7.1 S2 M2SA4	490 S301_7.1 P80 BN80B4
217	32.3	2.5	12.9	4420	S501_12.9 S1 M1LA2	494 S501_12.9 P80 BN80A2
226	31.1	1.3	12.4	3150	S401_12.4 S1 M1LA2	492 S401_12.4 P80 BN80A2
231	30.4	3.0	6.1	3120	S401_6.1 S2 M2SA4	492 S401_6.1 P80 BN80B4
233	30.1	1.9	3.9	1780	S301_3.9 S2 M2SB6	490 S301_3.9 P90 BN90S6
234	30.0	1.0	3.9	1220	S201_3.9 S2 M2SB6	488 S201_3.9 P90 BN90S6
239	29.3	1.7	5.8	1780	S301_5.8 S2 M2SA4	490 S301_5.8 P80 BN80B4
263	26.7	1.5	10.7	3000	S401_10.7 S1 M1LA2	492 S401_10.7 P80 BN80A2
268	26.2	3.2	10.5	4140	S501_10.5 S1 M1LA2	494 S501_10.5 P80 BN80A2
272	25.8	0.9	10.3	1730	S301_10.3 S1 M1LA2	490 S301_10.3 P80 BN80A2
284	24.7	2.0	4.9	1700	S301_4.9 S2 M2SA4	490 S301_4.9 P80 BN80B4
294	23.9	1.1	4.8	1180	S201_4.8 S2 M2SA4	488 S201_4.8 P80 BN80B4
296	23.7	1.3	3.1	1160	S201_3.1 S2 M2SB6	488 S201_3.1 P90 BN90S6
300	23.4	2.5	3.1	1670	S301_3.1 S2 M2SB6	490 S301_3.1 P90 BN90S6
315	22.3	1.1	8.9	1660	S301_8.9 S1 M1LA2	490 S301_8.9 P80 BN80A2

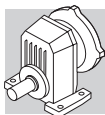


0.75 kW

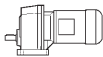



n_2 min ⁻¹	M_2 Nm	S	i	R_{n2} N				
324	21.7	2.2	8.6	2820	S401_8.6 S1 M1LA2	492	S401_8.6 P80 BN80A2	493
355	19.8	2.5	3.9	1600	S301_3.9 S2 M2SA4	490	S301_3.9 P80 BN80B4	491
356	19.7	1.3	3.9	1130	S201_3.9 S2 M2SA4	488	S201_3.9 P80 BN80B4	489
377	18.6	1.6	2.4	1110	S201_2.4 S2 M2SB6	488	S201_2.4 P90 BN90S6	489
380	18.5	3.1	2.4	1560	S301_2.4 S2 M2SB6	490	S301_2.4 P90 BN90S6	491
388	18.1	1.2	7.2	1120	S201_7.2 S1 M1LA2	488	S201_7.2 P80 BN80A2	489
395	17.8	2.3	7.1	1560	S301_7.1 S1 M1LA2	490	S301_7.1 P80 BN80A2	491
450	15.6	1.7	3.1	1070	S201_3.1 S2 M2SA4	488	S201_3.1 P80 BN80B4	489
457	15.4	3.3	3.1	1490	S301_3.1 S2 M2SA4	490	S301_3.1 P80 BN80B4	491
479	14.7	2.7	5.8	1480	S301_5.8 S1 M1LA2	490	S301_5.8 P80 BN80A2	491
481	14.6	1.4	5.8	1060	S201_5.8 S1 M1LA2	488	S201_5.8 P80 BN80A2	489
486	14.5	1.4	1.9	1040	S201_1.9 S2 M2SB6	488	S201_1.9 P90 BN90S6	489
504	13.9	2.5	1.8	1440	S301_1.8 S2 M2SB6	490	S301_1.8 P90 BN90S6	491
568	12.4	3.2	4.9	1410	S301_4.9 S1 M1LA2	490	S301_4.9 P80 BN80A2	491
574	12.2	2.1	2.4	1010	S201_2.4 S2 M2SA4	488	S201_2.4 P80 BN80B4	489
587	12.0	1.8	4.8	1010	S201_4.8 S1 M1LA2	488	S201_4.8 P80 BN80A2	489
647	10.8	1.1	1.4	460	S101_1.4 S2 M2SB6	486	S101_1.4 P90 BN90S6	487
654	10.7	3.3	1.4	1330	S301_1.4 S2 M2SB6	490	S301_1.4 P90 BN90S6	491
661	10.6	1.9	1.4	960	S201_1.4 S2 M2SB6	488	S201_1.4 P90 BN90S6	489
712	9.9	2.1	3.9	960	S201_3.9 S1 M1LA2	488	S201_3.9 P80 BN80A2	489
728	9.6	1.0	3.8	480	S101_3.8 S1 M1LA2	486	S101_3.8 P80 BN80A2	487
739	9.5	1.8	1.9	940	S201_1.9 S2 M2SA4	488	S201_1.9 P80 BN80B4	489
747	9.4	1.1	1.9	460	S101_1.9 S2 M2SA4	486	S101_1.9 P80 BN80B4	487
767	9.2	3.3	1.8	1280	S301_1.8 S2 M2SA4	490	S301_1.8 P80 BN80B4	491
875	8.0	1.2	3.2	460	S101_3.2 S1 M1LA2	486	S101_3.2 P80 BN80A2	487
900	7.8	2.7	3.1	900	S201_3.1 S1 M1LA2	488	S201_3.1 P80 BN80A2	489
985	7.1	1.4	1.4	440	S101_1.4 S2 M2SA4	486	S101_1.4 P80 BN80B4	487
1006	7.0	2.4	1.4	860	S201_1.4 S2 M2SA4	488	S201_1.4 P80 BN80B4	489
1120	6.3	1.3	2.5	440	S101_2.5 S1 M1LA2	486	S101_2.5 P80 BN80A2	487
1149	6.1	3.4	2.4	840	S201_2.4 S1 M1LA2	488	S201_2.4 P80 BN80A2	489
1478	4.7	2.7	1.9	780	S201_1.9 S1 M1LA2	488	S201_1.9 P80 BN80A2	489
1493	4.7	1.7	1.9	410	S101_1.9 S1 M1LA2	486	S101_1.9 P80 BN80A2	487
1970	3.6	2.2	1.4	380	S101_1.4 S1 M1LA2	486	S101_1.4 P80 BN80A2	487

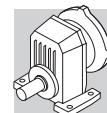
1.1 kW

n_2 min ⁻¹	M_2 Nm	S	i	R_{n2} N				
88	117.0	1.0	10.5	5650	S501_10.5 S3 M3SA6	494	S501_10.5 P90 BN90L6	495
105	98.1	1.3	8.8	5380	S501_8.8 S3 M3SA6	494	S501_8.8 P90 BN90L6	495
109	94.8	1.1	12.9	5320	S501_12.9 S2 M2SB4	494	S501_12.9 P90 BN90S4	495
124	82.8	1.7	7.4	5120	S501_7.4 S3 M3SA6	494	S501_7.4 P90 BN90L6	495
129	80.1	1.1	7.2	3550	S401_7.2 S3 M3SA6	492	S401_7.2 P90 BN90L6	493
134	76.9	1.4	10.5	5020	S501_10.5 S2 M2SB4	494	S501_10.5 P90 BN90S4	495
152	67.9	1.5	6.1	3400	S401_6.1 S3 M3SA6	492	S401_6.1 P90 BN90L6	493
152	67.8	2.2	6.1	4840	S501_6.1 S3 M3SA6	494	S501_6.1 P90 BN90L6	495
160	64.5	1.7	8.8	4770	S501_8.8 S2 M2SB4	494	S501_8.8 P90 BN90S4	495
162	63.5	0.9	8.6	3350	S401_8.6 S2 M2SB4	492	S401_8.6 P90 BN90S4	493
186	55.2	1.1	4.9	1740	S301_4.9 S3 M3SA6	490	S301_4.9 P90 BN90L6	491

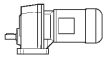





1.1 kW

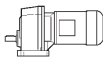



n ₂ min ⁻¹	M ₂ Nm	S	i	R _{n2} N				
189	54.4	2.4	7.4	4530	S501_7.4 S2 M2SB4	494	S501_7.4 P90 BN90S4	495
190	54.1	1.9	4.8	3200	S401_4.8 S3 M3SA6	492	S401_4.8 P90 BN90L6	493
194	53.2	3.3	4.8	4500	S501_4.8 S3 M3SA6	494	S501_4.8 P90 BN90L6	495
196	52.6	1.5	7.2	3180	S401_7.2 S2 M2SB4	492	S401_7.2 P90 BN90S4	493
197	52.1	1.0	7.1	1730	S301_7.1 S2 M2SB4	490	S301_7.1 P90 BN90S4	491
217	47.4	1.7	12.9	4350	S501_12.9 S2 M2SA2	494	S501_12.9 P80 BN80B2	495
231	44.6	2.0	6.1	3040	S401_6.1 S2 M2SB4	492	S401_6.1 P90 BN90S4	493
231	44.5	2.9	6.1	4270	S501_6.1 S2 M2SB4	494	S501_6.1 P90 BN90S4	495
233	44.1	1.3	3.9	1670	S301_3.9 S3 M3SA6	490	S301_3.9 P90 BN90L6	491
239	43.0	1.2	5.8	1670	S301_5.8 S2 M2SB4	490	S301_5.8 P90 BN90S4	491
241	42.7	2.5	3.8	2990	S401_3.8 S3 M3SA6	492	S401_3.8 P90 BN90L6	493
263	39.2	1.0	10.7	2930	S401_10.7 S2 M2SA2	492	S401_10.7 P80 BN80B2	493
268	38.4	2.2	10.5	4090	S501_10.5 S2 M2SA2	494	S501_10.5 P80 BN80B2	495
284	36.3	1.4	4.9	1610	S301_4.9 S2 M2SB4	490	S301_4.9 P90 BN90S4	491
290	35.5	2.5	4.8	2850	S401_4.8 S2 M2SB4	492	S401_4.8 P90 BN90S4	493
300	34.3	1.7	3.1	1580	S301_3.1 S3 M3SA6	490	S301_3.1 P90 BN90L6	491
301	34.2	3.1	3.1	2810	S401_3.1 S3 M3SA6	492	S401_3.1 P90 BN90L6	493
319	32.2	2.6	8.8	3870	S501_8.8 S2 M2SA2	494	S501_8.8 P80 BN80B2	495
324	31.8	1.5	8.6	2760	S401_8.6 S2 M2SA2	492	S401_8.6 P80 BN80B2	493
355	29.0	1.7	3.9	1530	S301_3.9 S2 M2SB4	490	S301_3.9 P90 BN90S4	491
367	28.0	3.2	3.8	2650	S401_3.8 S2 M2SB4	492	S401_3.8 P90 BN90S4	493
377	27.3	1.1	2.4	1010	S201_2.4 S3 M3SA6	488	S201_2.4 P90 BN90L6	489
380	27.1	2.1	2.4	1490	S301_2.4 S3 M3SA6	490	S301_2.4 P90 BN90L6	491
391	26.3	2.4	7.2	2610	S401_7.2 S2 M2SA2	492	S401_7.2 P80 BN80B2	493
395	26.1	1.5	7.1	1500	S301_7.1 S2 M2SA2	490	S301_7.1 P80 BN80B2	491
450	22.9	1.1	3.1	990	S201_3.1 S2 M2SB4	488	S201_3.1 P90 BN90S4	489
457	22.5	2.2	3.1	1430	S301_3.1 S2 M2SB4	490	S301_3.1 P90 BN90S4	491
462	22.3	3.1	6.1	2490	S401_6.1 S2 M2SA2	492	S401_6.1 P80 BN80B2	493
479	21.5	1.9	5.8	1420	S301_5.8 S2 M2SA2	490	S301_5.8 P80 BN80B2	491
481	21.4	1.0	5.8	990	S201_5.8 S2 M2SA2	488	S201_5.8 P80 BN80B2	489
486	21.2	0.9	1.9	960	S201_1.9 S3 M3SA6	488	S201_1.9 P90 BN90L6	489
497	20.7	3.4	1.9	2420	S401_1.9 S3 M3SA6	492	S401_1.9 P90 BN90L6	493
504	20.4	1.7	1.8	1380	S301_1.8 S3 M3SA6	490	S301_1.8 P90 BN90L6	491
568	18.1	2.2	4.9	1360	S301_4.9 S2 M2SA2	490	S301_4.9 P80 BN80B2	491
574	17.9	1.5	2.4	940	S201_2.4 S2 M2SB4	488	S201_2.4 P90 BN90S4	489
578	17.8	2.8	2.4	1340	S301_2.4 S2 M2SB4	490	S301_2.4 P90 BN90S4	491
587	17.5	1.2	4.8	950	S201_4.8 S2 M2SA2	488	S201_4.8 P80 BN80B2	489
654	15.7	2.2	1.4	1290	S301_1.4 S3 M3SA6	490	S301_1.4 P90 BN90L6	491
661	15.6	1.3	1.4	900	S201_1.4 S3 M3SA6	488	S201_1.4 P90 BN90L6	489
710	14.5	2.8	3.9	1280	S301_3.9 S2 M2SA2	490	S301_3.9 P80 BN80B2	491
712	14.5	1.5	3.9	910	S201_3.9 S2 M2SA2	488	S201_3.9 P80 BN80B2	489
739	13.9	1.2	1.9	890	S201_1.9 S2 M2SB4	488	S201_1.9 P90 BN90S4	489
767	13.4	2.2	1.8	1240	S301_1.8 S2 M2SB4	490	S301_1.8 P90 BN90S4	491
900	11.4	1.8	3.1	860	S201_3.1 S2 M2SA2	488	S201_3.1 P80 BN80B2	489
985	10.4	1.0	1.4	390	S101_1.4 S2 M2SB4	486	S101_1.4 P90 BN90S4	487
995	10.3	2.9	1.4	1150	S301_1.4 S2 M2SB4	490	S301_1.4 P90 BN90S4	491
1006	10.2	1.7	1.4	820	S201_1.4 S2 M2SB4	488	S201_1.4 P90 BN90S4	489
1149	9.0	2.3	2.4	810	S201_2.4 S2 M2SA2	488	S201_2.4 P80 BN80B2	489
1478	7.0	1.9	1.9	750	S201_1.9 S2 M2SA2	488	S201_1.9 P80 BN80B2	489
1493	6.9	1.2	1.9	380	S101_1.9 S2 M2SA2	486	S101_1.9 P80 BN80B2	487
1970	5.2	1.5	1.4	350	S101_1.4 S2 M2SA2	486	S101_1.4 P80 BN80B2	487

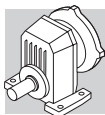


1.1 kW

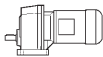



n₂ min ⁻¹	M₂ Nm	S	i	R_{n2} N				
2013	5.1	2.5	1.4	690	S201_1.4 S2 M2SA2	488	S201_1.4 P80 BN80B2	489

1.5 kW

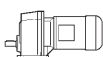



n₂ min ⁻¹	M₂ Nm	S	i	R_{n2} N				
88	117.0	1.0	10.5	5650	S501_10.5 S3 M3SA6	494	S501_10.5 P90 BN90L6	495
105	98.1	1.3	8.8	5380	S501_8.8 S3 M3SA6	494	S501_8.8 P90 BN90L6	495
109	94.8	1.1	12.9	5320	S501_12.9 S2 M2SB4	494	S501_12.9 P90 BN90S4	495
124	82.8	1.7	7.4	5120	S501_7.4 S3 M3SA6	494	S501_7.4 P90 BN90L6	495
129	80.1	1.1	7.2	3550	S401_7.2 S3 M3SA6	492	S401_7.2 P90 BN90L6	493
134	76.9	1.4	10.5	5020	S501_10.5 S2 M2SB4	494	S501_10.5 P90 BN90S4	495
152	67.9	1.5	6.1	3400	S401_6.1 S3 M3SA6	492	S401_6.1 P90 BN90L6	493
152	67.8	2.2	6.1	4840	S501_6.1 S3 M3SA6	494	S501_6.1 P90 BN90L6	495
160	64.5	1.7	8.8	4770	S501_8.8 S2 M2SB4	494	S501_8.8 P90 BN90S4	495
162	63.5	0.9	8.6	3350	S401_8.6 S2 M2SB4	492	S401_8.6 P90 BN90S4	493
186	55.2	1.1	4.9	1740	S301_4.9 S3 M3SA6	490	S301_4.9 P90 BN90L6	491
189	54.4	2.4	7.4	4530	S501_7.4 S2 M2SB4	494	S501_7.4 P90 BN90S4	495
190	54.1	1.9	4.8	3200	S401_4.8 S3 M3SA6	492	S401_4.8 P90 BN90L6	493
194	53.2	3.3	4.8	4500	S501_4.8 S3 M3SA6	494	S501_4.8 P90 BN90L6	495
196	52.6	1.5	7.2	3180	S401_7.2 S2 M2SB4	492	S401_7.2 P90 BN90S4	493
197	52.1	1.0	7.1	1730	S301_7.1 S2 M2SB4	490	S301_7.1 P90 BN90S4	491
217	47.4	1.7	12.9	4350	S501_12.9 S2 M2SA2	494	S501_12.9 P80 BN80B2	495
231	44.6	2.0	6.1	3040	S401_6.1 S2 M2SB4	492	S401_6.1 P90 BN90S4	493
231	44.5	2.9	6.1	4270	S501_6.1 S2 M2SB4	494	S501_6.1 P90 BN90S4	495
233	44.1	1.3	3.9	1670	S301_3.9 S3 M3SA6	490	S301_3.9 P90 BN90L6	491
239	43.0	1.2	5.8	1670	S301_5.8 S2 M2SB4	490	S301_5.8 P90 BN90S4	491
241	42.7	2.5	3.8	2990	S401_3.8 S3 M3SA6	492	S401_3.8 P90 BN90L6	493
263	39.2	1.0	10.7	2930	S401_10.7 S2 M2SA2	492	S401_10.7 P80 BN80B2	493
268	38.4	2.2	10.5	4090	S501_10.5 S2 M2SA2	494	S501_10.5 P80 BN80B2	495
284	36.3	1.4	4.9	1610	S301_4.9 S2 M2SB4	490	S301_4.9 P90 BN90S4	491
290	35.5	2.5	4.8	2850	S401_4.8 S2 M2SB4	492	S401_4.8 P90 BN90S4	493
300	34.3	1.7	3.1	1580	S301_3.1 S3 M3SA6	490	S301_3.1 P90 BN90L6	491
301	34.2	3.1	3.1	2810	S401_3.1 S3 M3SA6	492	S401_3.1 P90 BN90L6	493
319	32.2	2.6	8.8	3870	S501_8.8 S2 M2SA2	494	S501_8.8 P80 BN80B2	495
324	31.8	1.5	8.6	2760	S401_8.6 S2 M2SA2	492	S401_8.6 P80 BN80B2	493
355	29.0	1.7	3.9	1530	S301_3.9 S2 M2SB4	490	S301_3.9 P90 BN90S4	491
367	28.0	3.2	3.8	2650	S401_3.8 S2 M2SB4	492	S401_3.8 P90 BN90S4	493
377	27.3	1.1	2.4	1010	S201_2.4 S3 M3SA6	488	S201_2.4 P90 BN90L6	489
380	27.1	2.1	2.4	1490	S301_2.4 S3 M3SA6	490	S301_2.4 P90 BN90L6	491
391	26.3	2.4	7.2	2610	S401_7.2 S2 M2SA2	492	S401_7.2 P80 BN80B2	493
395	26.1	1.5	7.1	1500	S301_7.1 S2 M2SA2	490	S301_7.1 P80 BN80B2	491
450	22.9	1.1	3.1	990	S201_3.1 S2 M2SB4	488	S201_3.1 P90 BN90S4	489
457	22.5	2.2	3.1	1430	S301_3.1 S2 M2SB4	490	S301_3.1 P90 BN90S4	491
462	22.3	3.1	6.1	2490	S401_6.1 S2 M2SA2	492	S401_6.1 P80 BN80B2	493
479	21.5	1.9	5.8	1420	S301_5.8 S2 M2SA2	490	S301_5.8 P80 BN80B2	491
481	21.4	1.0	5.8	990	S201_5.8 S2 M2SA2	488	S201_5.8 P80 BN80B2	489
486	21.2	0.9	1.9	960	S201_1.9 S3 M3SA6	488	S201_1.9 P90 BN90L6	489
497	20.7	3.4	1.9	2420	S401_1.9 S3 M3SA6	492	S401_1.9 P90 BN90L6	493

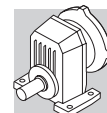


1.5 kW

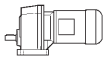



n₂ min ⁻¹	M₂ Nm	S	i	R_{n2} N				
504	20.4	1.7	1.8	1380	S301_1.8 S3 M3SA6	490	S301_1.8 P90 BN90L6	491
568	18.1	2.2	4.9	1360	S301_4.9 S2 M2SA2	490	S301_4.9 P80 BN80B2	491
574	17.9	1.5	2.4	940	S201_2.4 S2 M2SB4	488	S201_2.4 P90 BN90S4	489
578	17.8	2.8	2.4	1340	S301_2.4 S2 M2SB4	490	S301_2.4 P90 BN90S4	491
587	17.5	1.2	4.8	950	S201_4.8 S2 M2SA2	488	S201_4.8 P80 BN80B2	489
654	15.7	2.2	1.4	1290	S301_1.4 S3 M3SA6	490	S301_1.4 P90 BN90L6	491
661	15.6	1.3	1.4	900	S201_1.4 S3 M3SA6	488	S201_1.4 P90 BN90L6	489
710	14.5	2.8	3.9	1280	S301_3.9 S2 M2SA2	490	S301_3.9 P80 BN80B2	491
712	14.5	1.5	3.9	910	S201_3.9 S2 M2SA2	488	S201_3.9 P80 BN80B2	489
739	13.9	1.2	1.9	890	S201_1.9 S2 M2SB4	488	S201_1.9 P90 BN90S4	489
767	13.4	2.2	1.8	1240	S301_1.8 S2 M2SB4	490	S301_1.8 P90 BN90S4	491
900	11.4	1.8	3.1	860	S201_3.1 S2 M2SA2	488	S201_3.1 P80 BN80B2	489
985	10.4	1.0	1.4	390	S101_1.4 S2 M2SB4	486	S101_1.4 P90 BN90S4	487
995	10.3	2.9	1.4	1150	S301_1.4 S2 M2SB4	490	S301_1.4 P90 BN90S4	491
1006	10.2	1.7	1.4	820	S201_1.4 S2 M2SB4	488	S201_1.4 P90 BN90S4	489
1149	9.0	2.3	2.4	810	S201_2.4 S2 M2SA2	488	S201_2.4 P80 BN80B2	489
1478	7.0	1.9	1.9	750	S201_1.9 S2 M2SA2	488	S201_1.9 P80 BN80B2	489
1493	6.9	1.2	1.9	380	S101_1.9 S2 M2SA2	486	S101_1.9 P80 BN80B2	487
1970	5.2	1.5	1.4	350	S101_1.4 S2 M2SA2	486	S101_1.4 P80 BN80B2	487
2013	5.1	2.5	1.4	690	S201_1.4 S2 M2SA2	488	S201_1.4 P80 BN80B2	489

2.2 kW

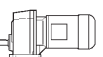



n₂ min ⁻¹	M₂ Nm	S	i	R_{n2} N				
154	134.1	1.1	6.1	4520	S501_6.1 S3 M3LC6	494	S501_6.1 P112 BN112M6	495
191	108.1	1.2	7.4	4280	S501_7.4 S3 M3LA4	494	S501_7.4 P100 BN100LA4	495
192	107.0	1.0	4.8	2880	S401_4.8 S3 M3LC6	492	S401_4.8 P112 BN112M6	493
196	105.2	1.7	4.8	4230	S501_4.8 S3 M3LC6	494	S501_4.8 P112 BN112M6	495
232	88.6	1.0	6.1	2790	S401_6.1 S3 M3LA4	492	S401_6.1 P100 BN100LA4	493
233	88.4	1.5	6.1	4060	S501_6.1 S3 M3LA4	494	S501_6.1 P100 BN100LA4	495
242	85.1	2.1	3.8	4000	S501_3.8 S3 M3LC6	494	S501_3.8 P112 BN112M6	495
244	84.4	1.2	3.8	2730	S401_3.8 S3 M3LC6	492	S401_3.8 P112 BN112M6	493
269	76.6	1.1	10.5	3910	S501_10.5 S3 M3SA2	494	S501_10.5 P90 BN90L2	495
292	70.6	1.3	4.8	2640	S401_4.8 S3 M3LA4	492	S401_4.8 P100 BN100LA4	493
297	69.4	2.2	4.8	3790	S501_4.8 S3 M3LA4	494	S501_4.8 P100 BN100LA4	495
305	67.6	1.6	3.1	2590	S401_3.1 S3 M3LC6	492	S401_3.1 P112 BN112M6	493
306	67.4	2.4	3.0	3750	S501_3.0 S3 M3LC6	494	S501_3.0 P112 BN112M6	495
320	64.3	1.3	8.8	3730	S501_8.8 S3 M3SA2	494	S501_8.8 P90 BN90L2	495
367	56.1	2.7	3.8	3570	S501_3.8 S3 M3LA4	494	S501_3.8 P100 BN100LA4	495
370	55.7	1.6	3.8	2490	S401_3.8 S3 M3LA4	492	S401_3.8 P100 BN100LA4	493
380	54.2	1.8	7.4	3540	S501_7.4 S3 M3SA2	494	S501_7.4 P90 BN90L2	495
384	53.6	1.1	2.4	1260	S301_2.4 S3 M3LC6	490	S301_2.4 P112 BN112M6	491
386	53.3	2.8	2.4	3500	S501_2.4 S3 M3LC6	494	S501_2.4 P112 BN112M6	495
389	52.9	2.0	2.4	2450	S401_2.4 S3 M3LC6	492	S401_2.4 P112 BN112M6	493
393	52.4	1.2	7.2	2460	S401_7.2 S3 M3SA2	492	S401_7.2 P90 BN90L2	493
460	44.7	1.1	3.1	1240	S301_3.1 S3 M3LA4	490	S301_3.1 P100 BN100LA4	491
462	44.6	2.0	3.1	2340	S401_3.1 S3 M3LA4	492	S401_3.1 P100 BN100LA4	493
463	44.5	1.6	6.1	2360	S401_6.1 S3 M3SA2	492	S401_6.1 P90 BN90L2	493

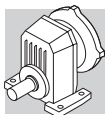


2.2 kW

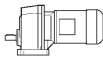


n₂ min ⁻¹	M₂ Nm	S	i	R_{n2} N				
463	44.4	3.2	3.0	3340	S501_3.0 S3 M3LA4	494	S501_3.0 P100 BN100LA4	495
464	44.4	2.3	6.1	3340	S501_6.1 S3 M3SA2	494	S501_6.1 P90 BN90L2	495
481	42.8	0.9	5.8	1250	S301_5.8 S3 M3SA2	490	S301_5.8 P90 BN90L2	491
502	41.0	1.7	1.9	2280	S401_1.9 S3 M3LC6	492	S401_1.9 P112 BN112M6	493
520	39.6	3.2	1.8	3210	S501_1.8 S3 M3LC6	494	S501_1.8 P112 BN112M6	495
570	36.1	1.1	4.9	1220	S301_4.9 S3 M3SA2	490	S301_4.9 P90 BN90L2	491
581	35.4	2.0	4.8	2210	S401_4.8 S3 M3SA2	492	S401_4.8 P90 BN90L2	493
582	35.4	1.4	2.4	1190	S301_2.4 S3 M3LA4	490	S301_2.4 P100 BN100LA4	491
590	34.9	2.6	2.4	2200	S401_2.4 S3 M3LA4	492	S401_2.4 P100 BN100LA4	493
592	34.8	3.4	4.8	3110	S501_4.8 S3 M3SA2	494	S501_4.8 P90 BN90L2	495
661	31.2	1.1	1.4	1140	S301_1.4 S3 M3LC6	490	S301_1.4 P112 BN112M6	491
682	30.2	2.3	1.4	2090	S401_1.4 S3 M3LC6	492	S401_1.4 P112 BN112M6	493
712	28.9	1.4	3.9	1160	S301_3.9 S3 M3SA2	490	S301_3.9 P90 BN90L2	491
737	27.9	2.5	3.8	2070	S401_3.8 S3 M3SA2	492	S401_3.8 P90 BN90L2	493
761	27.0	2.2	1.9	2040	S401_1.9 S3 M3LA4	492	S401_1.9 P100 BN100LA4	493
772	26.7	1.1	1.8	1120	S301_1.8 S3 M3LA4	490	S301_1.8 P100 BN100LA4	491
903	22.8	0.9	3.1	730	S201_3.1 S3 M3SA2	488	S201_3.1 P90 BN90L2	489
918	22.4	1.8	3.1	1100	S301_3.1 S3 M3SA2	490	S301_3.1 P90 BN90L2	491
921	22.4	3.1	3.1	1940	S401_3.1 S3 M3SA2	492	S401_3.1 P90 BN90L2	493
1002	20.6	1.5	1.4	1050	S301_1.4 S3 M3LA4	490	S301_1.4 P100 BN100LA4	491
1034	19.9	3.0	1.4	1860	S401_1.4 S3 M3LA4	492	S401_1.4 P100 BN100LA4	493
1153	17.9	1.2	2.4	710	S201_2.4 S3 M3SA2	488	S201_2.4 P90 BN90L2	489
1161	17.7	2.3	2.4	1030	S301_2.4 S3 M3SA2	490	S301_2.4 P90 BN90L2	491
1483	13.9	0.9	1.9	670	S201_1.9 S3 M3SA2	488	S201_1.9 P90 BN90L2	489
1539	13.4	1.8	1.8	960	S301_1.8 S3 M3SA2	490	S301_1.8 P90 BN90L2	491
1997	10.3	2.3	1.4	890	S301_1.4 S3 M3SA2	490	S301_1.4 P90 BN90L2	491
2020	10.2	1.3	1.4	630	S201_1.4 S3 M3SA2	488	S201_1.4 P90 BN90L2	489

3.0 kW




n₂ min ⁻¹	M₂ Nm	S	i	R_{n2} N				
198	141.9	1.2	4.8	4040	S501_4.8 S4 M4SA6	494	S501_4.8 P132 BN132S6	495
233	120.6	1.1	6.1	3910	S501_6.1 S3 M3LB4	494	S501_6.1 P100 BN100LB4	495
245	114.8	1.5	3.8	3840	S501_3.8 S4 M4SA6	494	S501_3.8 P132 BN132S6	495
247	113.9	0.9	3.8	2550	S401_3.8 S4 M4SA6	492	S401_3.8 P132 BN132S6	493
292	96.2	0.9	4.8	2490	S401_4.8 S3 M3LB4	492	S401_4.8 P100 BN100LB4	493
297	94.6	1.6	4.8	3670	S501_4.8 S3 M3LB4	494	S501_4.8 P100 BN100LB4	495
308	91.2	1.2	3.1	2440	S401_3.1 S4 M4SA6	492	S401_3.1 P132 BN132S6	493
309	90.9	1.8	3.0	3630	S501_3.0 S4 M4SA6	494	S501_3.0 P132 BN132S6	495
326	86.1	1.0	8.8	3600	S501_8.8 S3 M3LA2	494	S501_8.8 P100 BN100L2	495
367	76.5	2.0	3.8	3470	S501_3.8 S3 M3LB4	494	S501_3.8 P100 BN100LB4	495
370	75.9	1.2	3.8	2370	S401_3.8 S3 M3LB4	492	S401_3.8 P100 BN100LB4	493
386	72.6	1.4	7.4	3440	S501_7.4 S3 M3LA2	494	S501_7.4 P100 BN100L2	495
390	71.9	2.1	2.4	3390	S501_2.4 S4 M4SA6	494	S501_2.4 P132 BN132S6	495
393	71.4	1.5	2.4	2320	S401_2.4 S4 M4SA6	492	S401_2.4 P132 BN132S6	493
462	60.8	1.5	3.1	2250	S401_3.1 S3 M3LB4	492	S401_3.1 P100 BN100LB4	493
463	60.6	2.3	3.0	3260	S501_3.0 S3 M3LB4	494	S501_3.0 P100 BN100LB4	495
471	59.6	1.2	6.1	2260	S401_6.1 S3 M3LA2	492	S401_6.1 P100 BN100L2	493

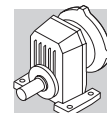


3.0 kW

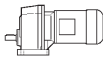



n₂ min ⁻¹	M₂ Nm	S	i	R_{n2} N				
472	59.4	1.7	6.1	3260	S501_6.1 S3 M3LA2	494	S501_6.1 P100 BN100L2	495
508	55.3	1.3	1.9	2170	S401_1.9 S4 M4SA6	492	S401_1.9 P132 BN132S6	493
526	53.4	2.3	1.8	3120	S501_1.8 S4 M4SA6	494	S501_1.8 P132 BN132S6	495
582	48.2	1.0	2.4	1080	S301_2.4 S3 M3LB4	490	S301_2.4 P100 BN100LB4	491
586	47.9	2.7	2.4	3040	S501_2.4 S3 M3LB4	494	S501_2.4 P100 BN100LB4	495
590	47.6	1.9	2.4	2120	S401_2.4 S3 M3LB4	492	S401_2.4 P100 BN100LB4	493
592	47.4	1.5	4.8	2130	S401_4.8 S3 M3LA2	492	S401_4.8 P100 BN100L2	493
602	46.6	2.6	4.8	3030	S501_4.8 S3 M3LA2	494	S501_4.8 P100 BN100L2	495
661	42.4	2.9	1.4	2920	S501_1.4 S4 M4SA6	494	S501_1.4 P132 BN132S6	495
689	40.7	1.7	1.4	2010	S401_1.4 S4 M4SA6	492	S401_1.4 P132 BN132S6	493
725	38.7	1.0	3.9	1070	S301_3.9 S3 M3LA2	490	S301_3.9 P100 BN100L2	491
744	37.7	3.2	3.8	2850	S501_3.8 S3 M3LA2	494	S501_3.8 P100 BN100L2	495
750	37.4	1.9	3.8	2000	S401_3.8 S3 M3LA2	492	S401_3.8 P100 BN100L2	493
761	36.9	1.6	1.9	1970	S401_1.9 S3 M3LB4	492	S401_1.9 P100 BN100LB4	493
789	35.6	3.1	1.8	2780	S501_1.8 S3 M3LB4	494	S501_1.8 P100 BN100LB4	495
934	30.1	1.3	3.1	1020	S301_3.1 S3 M3LA2	490	S301_3.1 P100 BN100L2	491
937	30.0	2.3	3.1	1880	S401_3.1 S3 M3LA2	492	S401_3.1 P100 BN100L2	493
1002	28.0	1.1	1.4	980	S301_1.4 S3 M3LB4	490	S301_1.4 P100 BN100LB4	491
1034	27.2	2.2	1.4	1820	S401_1.4 S3 M3LB4	492	S401_1.4 P100 BN100LB4	493
1181	23.8	1.7	2.4	980	S301_2.4 S3 M3LA2	490	S301_2.4 P100 BN100L2	491
1196	23.5	3.0	2.4	1760	S401_2.4 S3 M3LA2	492	S401_2.4 P100 BN100L2	493
1544	18.2	2.6	1.9	1630	S401_1.9 S3 M3LA2	492	S401_1.9 P100 BN100L2	493
1566	17.9	1.3	1.8	910	S301_1.8 S3 M3LA2	490	S301_1.8 P100 BN100L2	491
2032	13.8	1.7	1.4	850	S301_1.4 S3 M3LA2	490	S301_1.4 P100 BN100L2	491
2056	13.7	1.0	1.4	580	S201_1.4 S3 M3LA2	488	S201_1.4 P100 BN100L2	489

4.0 kW

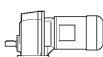



n₂ min ⁻¹	M₂ Nm	S	i	R_{n2} N				
200	187.2	0.9	4.8	3810	S501_4.8 S4 M4LA6	494	S501_4.8 P132 BN132MA6	495
247	151.4	1.2	3.8	3650	S501_3.8 S4 M4LA6	494	S501_3.8 P132 BN132MA6	495
293	127.9	1.2	4.8	3530	S501_4.8 S3 M3LC4	494	S501_4.8 P112 BN112M4	495
312	119.9	1.3	3.0	3470	S501_3.0 S4 M4LA6	494	S501_3.0 P132 BN132MA6	495
362	103.5	1.4	3.8	3360	S501_3.8 S3 M3LC4	494	S501_3.8 P112 BN112M4	495
388	96.5	1.0	7.4	3320	S501_7.4 S3 M3LB2	494	S501_7.4 P112 BN112M2	495
395	94.9	1.6	2.4	3270	S501_2.4 S4 M4LA6	494	S501_2.4 P132 BN132MA6	495
397	94.2	1.1	2.4	2180	S401_2.4 S4 M4LA6	492	S401_2.4 P132 BN132MA6	493
455	82.2	1.1	3.1	2130	S401_3.1 S3 M3LC4	492	S401_3.1 P112 BN112M4	493
457	82.0	1.7	3.0	3170	S501_3.0 S3 M3LC4	494	S501_3.0 P112 BN112M4	495
474	79.0	1.3	6.1	3160	S501_6.1 S3 M3LB2	494	S501_6.1 P112 BN112M2	495
513	73.0	1.0	1.9	2050	S401_1.9 S4 M4LA6	492	S401_1.9 P132 BN132MA6	493
531	70.5	1.8	1.8	3020	S501_1.8 S4 M4LA6	494	S501_1.8 P132 BN132MA6	495
577	64.8	2.0	2.4	2970	S501_2.4 S3 M3LC4	494	S501_2.4 P112 BN112M4	495
581	64.4	1.4	2.4	2030	S401_2.4 S3 M3LC4	492	S401_2.4 P112 BN112M4	493
594	63.0	1.1	4.8	2040	S401_4.8 S3 M3LB2	492	S401_4.8 P112 BN112M2	493
604	62.0	1.9	4.8	2960	S501_4.8 S3 M3LB2	494	S501_4.8 P112 BN112M2	495
669	56.0	2.2	1.4	2830	S501_1.4 S4 M4LA6	494	S501_1.4 P132 BN132MA6	495
697	53.7	1.3	1.4	1920	S401_1.4 S4 M4LA6	492	S401_1.4 P132 BN132MA6	493

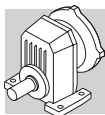


4.0 kW

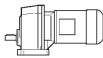


n₂ min ⁻¹	M₂ Nm	S	i	R_{n2} N				
747	50.1	2.4	3.8	2790	S501_3.8 S3 M3LB2	494	S501_3.8 P112 BN112M2	495
751	49.9	1.2	1.9	1900	S401_1.9 S3 M3LC4	492	S401_1.9 P112 BN112M4	493
753	49.7	1.4	3.8	1930	S401_3.8 S3 M3LB2	492	S401_3.8 P112 BN112M2	493
777	48.2	2.3	1.8	2730	S501_1.8 S3 M3LC4	494	S501_1.8 P112 BN112M4	495
937	39.9	1.0	3.1	940	S301_3.1 S3 M3LB2	490	S301_3.1 P112 BN112M2	491
940	39.8	1.8	3.1	1820	S401_3.1 S3 M3LB2	492	S401_3.1 P112 BN112M2	493
943	39.7	2.8	3.0	2610	S501_3.0 S3 M3LB2	494	S501_3.0 P112 BN112M2	495
978	38.3	2.9	1.4	2560	S501_1.4 S3 M3LC4	494	S501_1.4 P112 BN112M4	495
1019	36.7	1.6	1.4	1760	S401_1.4 S3 M3LC4	492	S401_1.4 P112 BN112M4	493
1185	31.6	1.3	2.4	910	S301_2.4 S3 M3LB2	490	S301_2.4 P112 BN112M2	491
1192	31.4	3.2	2.4	2430	S501_2.4 S3 M3LB2	494	S501_2.4 P112 BN112M2	495
1200	31.2	2.2	2.4	1710	S401_2.4 S3 M3LB2	492	S401_2.4 P112 BN112M2	493
1550	24.2	2.0	1.9	1590	S401_1.9 S3 M3LB2	492	S401_1.9 P112 BN112M2	493
1572	23.8	1.0	1.8	860	S301_1.8 S3 M3LB2	490	S301_1.8 P112 BN112M2	491
2039	18.4	1.3	1.4	810	S301_1.4 S3 M3LB2	490	S301_1.4 P112 BN112M2	491
2105	17.8	2.7	1.4	1460	S401_1.4 S3 M3LB2	492	S401_1.4 P112 BN112M2	493

5.5 kW

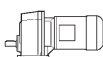


n₂ min ⁻¹	M₂ Nm	S	i	R_{n2} N				
311	165.8	1.0	3.0	3260	S501_3.0 S4 M4LB6	494	S501_3.0 P132 BN132MB6	495
375	137.3	1.1	3.8	3150	S501_3.8 S4 M4SA4	494	S501_3.8 P132 BN132S4	495
393	131.1	1.1	2.4	3090	S501_2.4 S4 M4LB6	494	S501_2.4 P132 BN132MB6	495
473	108.8	1.3	3.0	3000	S501_3.0 S4 M4SA4	494	S501_3.0 P132 BN132S4	495
477	107.9	0.9	6.1	3020	S501_6.1 S4 M4SA2	494	S501_6.1 P132 BN132SA2	495
529	97.4	1.3	1.8	2880	S501_1.8 S4 M4LB6	494	S501_1.8 P132 BN132MB6	495
598	86.1	1.5	2.4	2830	S501_2.4 S4 M4SA4	494	S501_2.4 P132 BN132S4	495
602	85.5	1.1	2.4	1870	S401_2.4 S4 M4SA4	492	S401_2.4 P132 BN132S4	493
608	84.6	1.4	4.8	2840	S501_4.8 S4 M4SA2	494	S501_4.8 P132 BN132SA2	495
665	77.4	1.6	1.4	2720	S501_1.4 S4 M4LB6	494	S501_1.4 P132 BN132MB6	495
693	74.3	0.9	1.4	1780	S401_1.4 S4 M4LB6	492	S401_1.4 P132 BN132MB6	493
752	68.4	1.8	3.8	2690	S501_3.8 S4 M4SA2	494	S501_3.8 P132 BN132SA2	495
758	67.9	1.0	3.8	1810	S401_3.8 S4 M4SA2	492	S401_3.8 P132 BN132SA2	493
778	66.2	0.9	1.9	1770	S401_1.9 S4 M4SA4	492	S401_1.9 P132 BN132S4	493
805	63.9	1.7	1.8	2610	S501_1.8 S4 M4SA4	494	S501_1.8 P132 BN132S4	495
947	54.4	1.3	3.1	1730	S401_3.1 S4 M4SA2	492	S401_3.1 P132 BN132SA2	493
950	54.2	2.0	3.0	2530	S501_3.0 S4 M4SA2	494	S501_3.0 P132 BN132SA2	495
1013	50.8	2.2	1.4	2450	S501_1.4 S4 M4SA4	494	S501_1.4 P132 BN132S4	495
1056	48.7	1.2	1.4	1660	S401_1.4 S4 M4SA4	492	S401_1.4 P132 BN132S4	493
1200	42.9	2.3	2.4	2370	S501_2.4 S4 M4SA2	494	S501_2.4 P132 BN132SA2	495
1209	42.6	1.6	2.4	1640	S401_2.4 S4 M4SA2	492	S401_2.4 P132 BN132SA2	493
1561	33.0	1.5	1.9	1530	S401_1.9 S4 M4SA2	492	S401_1.9 P132 BN132SA2	493
1616	31.8	2.7	1.8	2170	S501_1.8 S4 M4SA2	494	S501_1.8 P132 BN132SA2	495
2034	25.3	3.4	1.4	2030	S501_1.4 S4 M4SA2	494	S501_1.4 P132 BN132SA2	495
2119	24.3	2.0	1.4	1410	S401_1.4 S4 M4SA2	492	S401_1.4 P132 BN132SA2	493

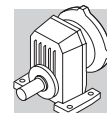


7.5 kW

n₂ min ⁻¹	M₂ Nm	S	i	R_{n2} N				
473	148.4	0.9	3.0	2810	S501_3.0 S4 M4LA4	494	S501_3.0 P132 BN132MA4	495
534	131.4	1.0	1.8	2690			S501_1.8 P160 BN160M6	495
598	117.3	1.1	2.4	2670	S501_2.4 S4 M4LA4	494	S501_2.4 P132 BN132MA4	495
611	115.0	1.0	4.8	2690	S501_4.8 S4 M4SB2	494	S501_4.8 P132 BN132SB2	495
672	104.4	1.2	1.4	2560			S501_1.4 P160 BN160M6	495
755	93.0	1.3	3.8	2570	S501_3.8 S4 M4SB2	494	S501_3.8 P132 BN132SB2	495
805	87.1	1.3	1.8	2490	S501_1.8 S4 M4LA4	494	S501_1.8 P132 BN132MA4	495
950	73.9	0.9	3.1	1610	S401_3.1 S4 M4SB2	492	S401_3.1 P132 BN132SB2	493
953	73.7	1.5	3.0	2440	S501_3.0 S4 M4SB2	494	S501_3.0 P132 BN132SB2	495
1013	69.3	1.6	1.4	2350	S501_1.4 S4 M4LA4	494	S501_1.4 P132 BN132MA4	495
1056	66.5	0.9	1.4	1540	S401_1.4 S4 M4LA4	492	S401_1.4 P132 BN132MA4	493
1205	58.3	1.7	2.4	2290	S501_2.4 S4 M4SB2	494	S501_2.4 P132 BN132SB2	495
1213	57.9	1.2	2.4	1540	S401_2.4 S4 M4SB2	492	S401_2.4 P132 BN132SB2	493
1566	44.8	1.1	1.9	1450	S401_1.9 S4 M4SB2	492	S401_1.9 P132 BN132SB2	493
1622	43.3	2.0	1.8	2110	S501_1.8 S4 M4SB2	494	S501_1.8 P132 BN132SB2	495
2041	34.4	2.5	1.4	1980	S501_1.4 S4 M4SB2	494	S501_1.4 P132 BN132SB2	495
2127	33.0	1.5	1.4	1350	S401_1.4 S4 M4SB2	492	S401_1.4 P132 BN132SB2	493

9.2 kW

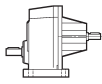

n₂ min ⁻¹	M₂ Nm	S	i	R_{n2} N				
598	143.9	0.9	2.4	2530	S501_2.4 S4 M4LB4	494	S501_2.4 P132 BN132MB4	495
755	114.1	1.1	3.8	2470	S501_3.8 S4 M4LA2	494	S501_3.8 P132 BN132M2	495
805	106.9	1.0	1.8	2390	S501_1.8 S4 M4LB4	494	S501_1.8 P132 BN132MB4	495
953	90.4	1.2	3.0	2360	S501_3.0 S4 M4LA2	494	S501_3.0 P132 BN132M2	495
1013	85.0	1.3	1.4	2270	S501_1.4 S4 M4LB4	494	S501_1.4 P132 BN132MB4	495
1205	71.5	1.4	2.4	2220	S501_2.4 S4 M4LA2	494	S501_2.4 P132 BN132M2	495
1213	71.0	1.0	2.4	1460	S401_2.4 S4 M4LA2	492	S401_2.4 P132 BN132M2	493
1622	53.1	1.6	1.8	2060	S501_1.8 S4 M4LA2	494	S501_1.8 P132 BN132M2	495
2041	42.2	2.0	1.4	1930	S501_1.4 S4 M4LA2	494	S501_1.4 P132 BN132M2	495
2127	40.5	1.2	1.4	1300	S401_1.4 S4 M4LA2	492	S401_1.4 P132 BN132M2	493

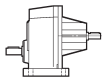



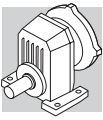
73 GEARBOX RATING CHARTS

S 10

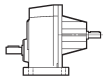

21 Nm

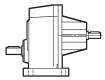

	i	n ₁ = 2800 min ⁻¹					n ₁ = 1400 min ⁻¹					
		n ₂ min ⁻¹	M _{n2} Nm	P _{n1} kW	R _{n1} N	R _{n2} N	n ₂ min ⁻¹	M _{n2} Nm	P _{n1} kW	R _{n1} N	R _{n2} N	
S 10 1_1.4	1.4	1972	8.0	1.7	800	310	986	10.0	1.1	800	390	487
S 10 1_1.9	1.9	1489	8.0	1.3	800	360	745	10.0	0.80	800	460	
S 10 1_2.5	2.5	1120	8.0	0.96	800	420	560	10.0	0.60	800	520	
S 10 1_3.2	3.2	875	10.0	0.93	800	440	438	12.0	0.56	800	560	
S 10 1_3.8	3.8	727	10.0	0.78	800	480	364	12.0	0.47	800	610	
S 10 1_4.7	4.7	592	10.0	0.63	800	520	296	12.0	0.38	800	660	
S 10 1_6.1	6.1	458	12.0	0.59	800	560	229	15.0	0.37	800	710	
S 10 1_6.9	6.9	406	12.0	0.52	800	580	203	15.0	0.33	800	740	
S 10 1_8.9	8.9	315	8.0	0.27	800	700	158	10.0	0.17	800	880	
S 10 1_10.3	10.3	272	8.0	0.23	800	740	136	10.0	0.15	800	930	
S 10 1_12.3	12.3	227	8.0	0.19	800	800	114	10.0	0.12	800	1000	

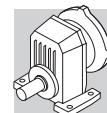
	i	n ₁ = 900 min ⁻¹					n ₁ = 500 min ⁻¹					
		n ₂ min ⁻¹	M _{n2} Nm	P _{n1} kW	R _{n1} N	R _{n2} N	n ₂ min ⁻¹	M _{n2} Nm	P _{n1} kW	R _{n1} N	R _{n2} N	
S 10 1_1.4	1.4	634	12.0	0.81	800	450	352	14.0	0.53	800	560	487
S 10 1_1.9	1.9	479	12.0	0.61	800	520	266	14.0	0.40	800	640	
S 10 1_2.5	2.5	360	12.0	0.46	800	600	200	14.0	0.30	800	740	
S 10 1_3.2	3.2	281	14.0	0.42	800	650	156	17.0	0.28	800	790	
S 10 1_3.8	3.8	234	14.0	0.35	800	700	130	17.0	0.24	800	850	
S 10 1_4.7	4.7	190	14.0	0.28	800	770	106	17.0	0.19	800	930	
S 10 1_6.1	6.1	147	17.0	0.27	800	820	82	21	0.18	800	1000	
S 10 1_6.9	6.9	130	17.0	0.24	800	860	72	21	0.16	800	1040	
S 10 1_8.9	8.9	101	12.0	0.13	800	1020	56	14.0	0.08	800	1200	
S 10 1_10.3	10.3	87	12.0	0.11	800	1080	49	14.0	0.07	800	1200	
S 10 1_12.3	12.3	73	12.0	0.09	800	1160	41	14.0	0.06	800	1200	



S 20 37 Nm

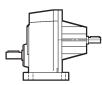

	i	n ₁ = 2800 min ⁻¹					n ₁ = 1400 min ⁻¹					
		n ₂ min ⁻¹	M _{n2} Nm	P _{n1} kW	R _{n1} N	R _{n2} N	n ₂ min ⁻¹	M _{n2} Nm	P _{n1} kW	R _{n1} N	R _{n2} N	
S 20 1_1.4	1.4	2014	13.0	2.8	1000	590	1007	17.0	1.8	1000	740	489
S 20 1_1.9	1.9	1481	13.0	2.1	1000	680	741	17.0	1.3	1000	860	
S 20 1_2.4	2.4	1148	21	2.6	640	680	574	26	1.6	850	860	
S 20 1_3.1	3.1	900	21	2.0	730	750	450	26	1.3	960	950	
S 20 1_3.9	3.9	712	21	1.6	820	840	356	26	0.99	1000	1060	
S 20 1_4.8	4.8	587	21	1.3	910	920	294	26	0.82	1000	1160	
S 20 1_5.8	5.8	481	21	1.1	960	1000	241	26	0.67	1000	1260	
S 20 1_7.2	7.2	388	21	0.87	980	1090	194	26	0.54	1000	1370	
S 20 1_8.5	8.5	329	13.0	0.46	1000	1240	165	17.0	0.30	1000	1500	
S 20 1_10.8	10.8	260	13.0	0.36	1000	1350	130	17.0	0.24	1000	1500	
S 20 1_12.4	12.4	225	13.0	0.31	1000	1430	113	17.0	0.20	1000	1500	

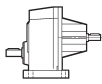

	i	n ₁ = 900 min ⁻¹					n ₁ = 500 min ⁻¹					
		n ₂ min ⁻¹	M _{n2} Nm	P _{n1} kW	R _{n1} N	R _{n2} N	n ₂ min ⁻¹	M _{n2} Nm	P _{n1} kW	R _{n1} N	R _{n2} N	
S 20 1_1.4	1.4	647	20	1.4	1000	850	360	24	0.92	1000	1040	489
S 20 1_1.9	1.9	476	20	1.0	1000	990	265	24	0.68	1000	1210	
S 20 1_2.4	2.4	369	30	1.2	990	990	205	37	0.81	1000	1200	
S 20 1_3.1	3.1	289	30	0.93	1000	1110	161	37	0.64	1000	1340	
S 20 1_3.9	3.9	229	30	0.73	1000	1230	127	37	0.50	1000	1490	
S 20 1_4.8	4.8	189	30	0.60	1000	1350	105	37	0.41	1000	1500	
S 20 1_5.8	5.8	155	30	0.50	1000	1460	86	37	0.34	1000	1500	
S 20 1_7.2	7.2	125	30	0.40	1000	1500	69	37	0.27	1000	1500	
S 20 1_8.5	8.5	106	20	0.23	1000	1500	59	24	0.15	1000	1500	
S 20 1_10.8	10.8	84	20	0.18	1000	1500	47	24	0.12	1000	1500	
S 20 1_12.4	12.4	72	20	0.15	1000	1500	40	24	0.10	1000	1500	

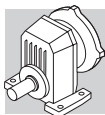


S 30

70 Nm



	i	n ₁ = 2800 min ⁻¹					n ₁ = 1400 min ⁻¹					
		n ₂ min ⁻¹	M _{n2} Nm	P _{n1} kW	R _{n1} N	R _{n2} N	n ₂ min ⁻¹	M _{n2} Nm	P _{n1} kW	R _{n1} N	R _{n2} N	
S 30 1_1.4	1.4	1986	24	5.1	1500	770	993	30	3.2	1500	970	491
S 30 1_1.8	1.8	1530	24	3.9	1500	870	765	30	2.5	1500	1090	
S 30 1_2.4	2.4	1157	40	4.9	1270	850	579	50	3.1	1500	1070	
S 30 1_3.1	3.1	915	40	3.9	1470	950	458	50	2.4	1500	1200	
S 30 1_3.9	3.9	711	40	3.0	1500	1070	355	50	1.9	1500	1360	
S 30 1_4.9	4.9	568	40	2.4	1500	1190	284	50	1.5	1500	1500	
S 30 1_5.8	5.8	479	40	2.0	1500	1280	239	50	1.3	1500	1610	
S 30 1_7.1	7.1	395	40	1.7	1500	1390	197	50	1.1	1500	1750	
S 30 1_8.9	8.9	315	24	0.81	1500	1650	157	30	0.50	1500	2080	
S 30 1_10.3	10.3	272	24	0.70	1500	1740	136	30	0.44	1500	2190	
S 30 1_13.1	13.1	213	24	0.55	1500	1900	107	30	0.34	1500	2400	



	i	n ₁ = 900 min ⁻¹					n ₁ = 500 min ⁻¹					
		n ₂ min ⁻¹	M _{n2} Nm	P _{n1} kW	R _{n1} N	R _{n2} N	n ₂ min ⁻¹	M _{n2} Nm	P _{n1} kW	R _{n1} N	R _{n2} N	
S 30 1_1.4	1.4	638	35	2.4	1500	1120	355	42	1.6	1500	1360	491
S 30 1_1.8	1.8	492	35	1.8	1500	1260	273	42	1.2	1500	1540	
S 30 1_2.4	2.4	372	58	2.3	1500	1240	207	70	1.5	1500	1510	
S 30 1_3.1	3.1	294	58	1.8	1500	1390	163	70	1.2	1500	1700	
S 30 1_3.9	3.9	228	58	1.4	1500	1570	127	70	0.95	1500	1920	
S 30 1_4.9	4.9	183	58	1.1	1500	1740	101	70	0.76	1500	2120	
S 30 1_5.8	5.8	154	58	0.95	1500	1870	85	70	0.64	1500	2280	
S 30 1_7.1	7.1	127	58	0.79	1500	2030	71	62	0.47	1500	2400	
S 30 1_8.9	8.9	101	35	0.38	1500	2400	56	42	0.25	1500	2400	
S 30 1_10.3	10.3	87	35	0.33	1500	2400	49	42	0.22	1500	2400	
S 30 1_13.1	13.1	69	35	0.26	1500	2400	38	37	0.15	1500	2400	

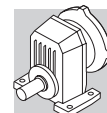


S 40

125 Nm



	i	n ₁ = 2800 min ⁻¹					n ₁ = 1400 min ⁻¹					
		n ₂ min ⁻¹	M _{n2} Nm	P _{n1} kW	R _{n1} N	R _{n2} N	n ₂ min ⁻¹	M _{n2} Nm	P _{n1} kW	R _{n1} N	R _{n2} N	
S 40 1_1.4	1.4	2059	48	10.6	2000	1270	1029	60	6.6	2000	1600	493
S 40 1_1.9	1.9	1514	48	7.8	2000	1450	757	60	4.9	2000	1830	
S 40 1_2.4	2.4	1172	70	8.8	1860	1490	586	90	5.6	2000	1870	
S 40 1_3.1	3.1	918	70	6.9	2000	1660	459	90	4.4	2000	2080	
S 40 1_3.8	3.8	735	70	5.5	2000	1830	367	90	3.5	2000	2290	
S 40 1_4.8	4.8	580	70	4.3	2000	2020	290	90	2.8	2000	2530	
S 40 1_6.1	6.1	461	70	3.5	2000	2220	231	90	2.2	2000	2790	
S 40 1_7.2	7.2	392	63	2.6	2000	2410	196	80	1.7	2000	3030	
S 40 1_8.6	8.6	324	48	1.7	2000	2670	162	60	1.0	2000	3370	
S 40 1_10.7	10.7	262	40	1.1	2000	2930	131	50	0.70	2000	3690	
S 40 1_12.4	12.4	226	40	1.0	2000	3100	113	50	0.60	2000	3800	



	i	n ₁ = 900 min ⁻¹					n ₁ = 500 min ⁻¹					
		n ₂ min ⁻¹	M _{n2} Nm	P _{n1} kW	R _{n1} N	R _{n2} N	n ₂ min ⁻¹	M _{n2} Nm	P _{n1} kW	R _{n1} N	R _{n2} N	
S 40 1_1.4	1.4	662	70	4.9	2000	1850	368	85	3.3	2000	2250	493
S 40 1_1.9	1.9	486	70	3.6	2000	2120	270	85	2.5	2000	2580	
S 40 1_2.4	2.4	377	105	4.2	2000	2160	209	125	2.8	2000	2650	
S 40 1_3.1	3.1	295	105	3.3	2000	2400	164	125	2.2	2000	2940	
S 40 1_3.8	3.8	236	105	2.7	2000	2650	131	125	1.8	2000	3240	
S 40 1_4.8	4.8	186	105	2.1	2000	2930	104	125	1.4	2000	3580	
S 40 1_6.1	6.1	148	105	1.7	2000	3220	82	110	1.0	2000	3800	
S 40 1_7.2	7.2	126	90	1.2	2000	3530	70	90	0.67	2000	3800	
S 40 1_8.6	8.6	104	70	0.78	2000	3800	58	85	0.53	2000	3800	
S 40 1_10.7	10.7	84	58	0.52	2000	3800	47	70	0.35	2000	3800	
S 40 1_12.4	12.4	73	58	0.45	2000	3800	40	70	0.30	2000	3800	

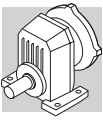


S 50

200 Nm

	i	n ₁ = 2800 min ⁻¹					n ₁ = 1400 min ⁻¹					
		n ₂ min ⁻¹	M _{n2} Nm	P _{n1} kW	R _{n1} N	R _{n2} N	n ₂ min ⁻¹	M _{n2} Nm	P _{n1} kW	R _{n1} N	R _{n2} N	
S 50 1_1.4	1.4	1972	85	17.9	730	1720	986	110	11.6	730	2150	495
S 50 1_1.8	1.8	1564	85	14.2	1220	1920	782	110	9.2	1370	2400	
S 50 1_2.4	2.4	1162	100	12.4	930	2110	581	130	8.1	970	2640	
S 50 1_3.0	3.0	921	110	10.8	860	2300	461	140	6.9	1020	2880	
S 50 1_3.8	3.8	729	120	9.3	640	2480	365	150	5.8	860	3130	
S 50 1_4.8	4.8	589	120	7.6	880	2710	295	150	4.7	1160	3420	
S 50 1_6.1	6.1	462	100	4.9	1980	3100	231	130	3.2	2330	3880	
S 50 1_7.4	7.4	378	100	4.0	2060	3340	189	130	2.6	2400	4190	
S 50 1_8.8	8.8	319	85	2.9	2400	3640	160	110	1.9	2400	4570	
S 50 1_10.5	10.5	268	85	2.4	2400	3880	134	110	1.6	2400	4870	
S 50 1_12.9	12.9	217	80	1.9	2400	4200	109	100	1.2	2400	5300	

	i	n ₁ = 900 min ⁻¹					n ₁ = 500 min ⁻¹					
		n ₂ min ⁻¹	M _{n2} Nm	P _{n1} kW	R _{n1} N	R _{n2} N	n ₂ min ⁻¹	M _{n2} Nm	P _{n1} kW	R _{n1} N	R _{n2} N	
S 50 1_1.4	1.4	634	125	8.5	1010	2510	352	155	5.8	1040	3040	495
S 50 1_1.8	1.8	503	125	6.7	1730	2790	279	155	4.6	1940	3380	
S 50 1_2.4	2.4	373	150	6.0	1160	3060	207	180	4.0	1530	3730	
S 50 1_3.0	3.0	296	160	5.1	1290	3350	164	200	3.5	1310	4050	
S 50 1_3.8	3.8	234	175	4.4	940	3620	130	200	2.8	1740	4460	
S 50 1_4.8	4.8	189	175	3.5	1290	3960	105	180	2.0	2400	4970	
S 50 1_6.1	6.1	149	150	2.4	2400	4500	83	150	1.3	2400	5620	
S 50 1_7.4	7.4	122	140	1.8	2400	4900	68	140	1.0	2400	6100	
S 50 1_8.8	8.8	103	125	1.4	2400	5310	57	125	0.80	2400	6580	
S 50 1_10.5	10.5	86	115	1.1	2400	5700	48	115	0.60	2400	7050	
S 50 1_12.9	12.9	70	100	0.70	2400	6210	39	100	0.40	2400	7200	




74 MOTOR AVAILABILITY


Please be aware that motor-gearbox combinations resulting from charts (E59) and (E60) are purely based on geometrical compatibility.

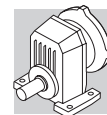
When selecting a gearmotor, refer to procedure specified at paragraph 11 and observe particularly the condition $S \geq f_s$.

(E 59)

		IEC_  (IM B5)								
		P63	P71	P80	P90	P100	P112	P132	P160	P180
S 10 1	i =	1.4_12.3	1.4_12.3	1.4_8.9	1.4_8.9	1.4_8.9	1.4_8.9			
S 20 1		1.9_12.4	1.9_12.4	1.4_10.8	1.4_10.8	1.4_10.8	1.4_10.8			
S 30 1		2.4_13.1	2.4_13.1	1.4_13.1	1.4_13.1	1.4_13.1	1.4_13.1	1.4_4.9		
S 40 1		3.1_12.4	3.1_12.4	1.4_12.4	1.4_12.4	1.4_12.4	1.4_12.4	1.4_6.1		
S 50 1		3.8_12.9	3.8_12.9	1.4_12.9	1.4_12.9	1.4_12.9	1.4_12.9	1.4_7.4	1.4_7.4	1.4_7.4

(E 60)

							
		M05	M1	M2	M3	M4	M5
S 10 1	i =	1.4_12.3	1.4_6.9	1.4_8.9	1.4_8.9		
S 20 1		1.9_12.4	1.9_8.5	1.4_10.8	1.4_10.8		
S 30 1			2.4_10.3	1.4_13.1	1.4_13.1	1.4_4.9	
S 40 1			3.1_12.4	1.4_12.4	1.4_12.4	1.4_6.1	
S 50 1			3.8_12.9	1.4_12.9	1.4_12.9	1.4_7.4	1.4_7.4



75 MOMENT OF INERTIA

The following charts indicate moment of inertia values J_r [kgm²] referred to the gear unit high speed shaft. A key to the symbols used follows:



Values under this icon refer to compact gear units, without motor. To obtain the overall moment of inertia for the gearmotor just add the value of the inertia for the specific compact motor, given in the relevant rating chart.




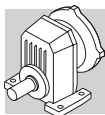
IEC Values under this symbol refer to gearboxes with IEC motor adaptor (IEC size...).






This symbol refers to gearbox values.

S 10




	i	J ($\cdot 10^{-4}$) [kgm ²]							
			63	71	80	90	100	112	
S 10 1_1.4	1.4	0.33	1.8	1.8	3.2	3.1	4.4	4.4	1.2
S 10 1_1.9	1.9	0.22	1.7	1.7	3.1	3.0	4.3	4.3	1.1
S 10 1_2.5	2.5	0.16	1.6	1.6	3.0	2.9	4.2	4.2	1.0
S 10 1_3.2	3.2	0.10	1.6	1.6	3.0	2.9	4.2	4.2	0.97
S 10 1_3.9	3.9	0.08	1.5	1.5	2.9	2.9	4.2	4.2	0.95
S 10 1_4.7	4.7	0.06	1.5	1.5	2.9	2.8	4.1	4.1	0.93
S 10 1_6.1	6.1	0.04	1.5	1.5	2.9	2.8	4.1	4.1	0.92
S 10 1_6.9	6.9	0.03	1.5	1.5	2.9	2.8	4.1	4.1	0.91
S 10 1_8.9	8.9	0.02	1.5	1.5	2.9	2.8	4.1	4.1	0.90
S 10 1_10.3	10.3	0.02	1.5	1.5	—	—	—	—	0.89
S 10 1_12.3	12.3	0.01	1.5	1.5	—	—	—	—	0.89

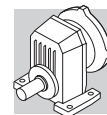


S 20




	i	J ($\cdot 10^{-4}$) [kgm ²]							
			IEC 						
			63	71	80	90	100	112	
S 20 1_1.4	1.4	0.73	—	—	3.6	3.5	4.8	4.8	2.7
S 20 1_1.9	1.9	0.48	1.9	1.9	3.3	3.3	4.6	4.6	2.4
S 20 1_2.4	2.4	0.34	1.8	1.8	3.2	3.1	4.4	4.4	2.3
S 20 1_3.1	3.1	0.20	1.7	1.7	3.0	3.0	4.3	4.3	2.1
S 20 1_3.9	3.9	0.14	1.6	1.6	3.0	2.9	4.2	4.2	2.1
S 20 1_4.8	4.8	0.12	1.6	1.6	3.0	2.9	4.2	4.2	2.0
S 20 1_5.8	5.8	0.08	1.6	1.5	2.9	2.9	4.2	4.2	2.0
S 20 1_7.2	7.2	0.06	1.5	1.5	2.9	2.8	4.1	4.1	2.0
S 20 1_8.5	8.5	0.05	1.5	1.5	2.9	2.8	4.1	4.1	2.0
S 20 1_10.8	10.8	0.03	1.5	1.5	2.9	2.8	4.1	4.1	1.9
S 20 1_12.4	12.4	0.02	1.5	1.5	—	—	—	—	1.9

S 30




	i	J ($\cdot 10^{-4}$) [kgm ²]								
			IEC 							
			63	71	80	90	100	112	132	
S 30 1_1.4	1.4	1.5	—	—	4.3	4.3	5.6	5.6	18	3.8
S 30 1_1.8	1.8	1.1	—	—	3.9	3.8	5.1	5.1	18	3.4
S 30 1_2.4	2.4	0.59	2.1	2.0	3.4	3.4	4.7	4.7	17	2.9
S 30 1_3.1	3.1	0.45	1.9	1.9	3.3	3.2	4.5	4.5	17	2.8
S 30 1_3.9	3.9	0.33	1.8	1.8	3.2	3.1	4.4	4.4	17	2.7
S 30 1_4.9	4.9	0.24	1.7	1.7	3.1	3.0	4.3	4.3	17	2.6
S 30 1_5.8	5.8	0.19	1.7	1.7	3.0	3.0	4.3	4.3	—	2.6
S 30 1_7.1	7.1	0.14	1.6	1.6	3.0	2.9	4.2	4.2	—	2.5
S 30 1_8.9	8.9	0.10	1.6	1.6	2.9	2.9	4.2	4.2	—	2.5
S 30 1_10.3	10.3	0.08	1.5	1.5	2.9	2.9	4.2	4.2	—	2.4
S 30 1_13.1	13.1	0.05	1.5	1.5	2.9	2.8	4.1	4.1	—	2.4

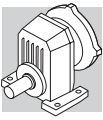


S 40

	i	J ($\cdot 10^{-4}$) [kgm ²]								
			IEC 							
			63	71	80	90	100	112	132	
S 40 1_1.4	1.4	3.7	—	—	6.5	6.5	7.8	7.8	23	14
S 40 1_1.9	1.9	2.4	—	—	5.2	5.2	6.5	6.5	21	13
S 40 1_2.4	2.4	1.6	—	—	4.4	4.4	5.7	5.7	21	12
S 40 1_3.1	3.1	1.1	2.6	2.6	4.0	3.9	5.2	5.2	20	12
S 40 1_3.8	3.8	0.82	2.3	2.3	3.7	3.6	4.9	4.9	18	11
S 40 1_4.8	4.8	0.50	2.0	2.0	3.3	3.3	4.6	4.6	18	11
S 40 1_6.1	6.1	0.39	1.8	1.8	3.2	3.2	4.5	4.5	18	11
S 40 1_7.2	7.2	0.30	1.8	1.8	3.1	3.1	4.4	4.4	—	11
S 40 1_8.6	8.6	0.22	1.7	1.7	3.1	3.0	4.3	4.3	—	11
S 40 1_10.7	10.7	0.15	1.6	1.6	3.0	2.9	4.2	4.2	—	11
S 40 1_12.4	12.4	0.12	1.6	1.6	3.0	2.8	4.2	4.2	—	11

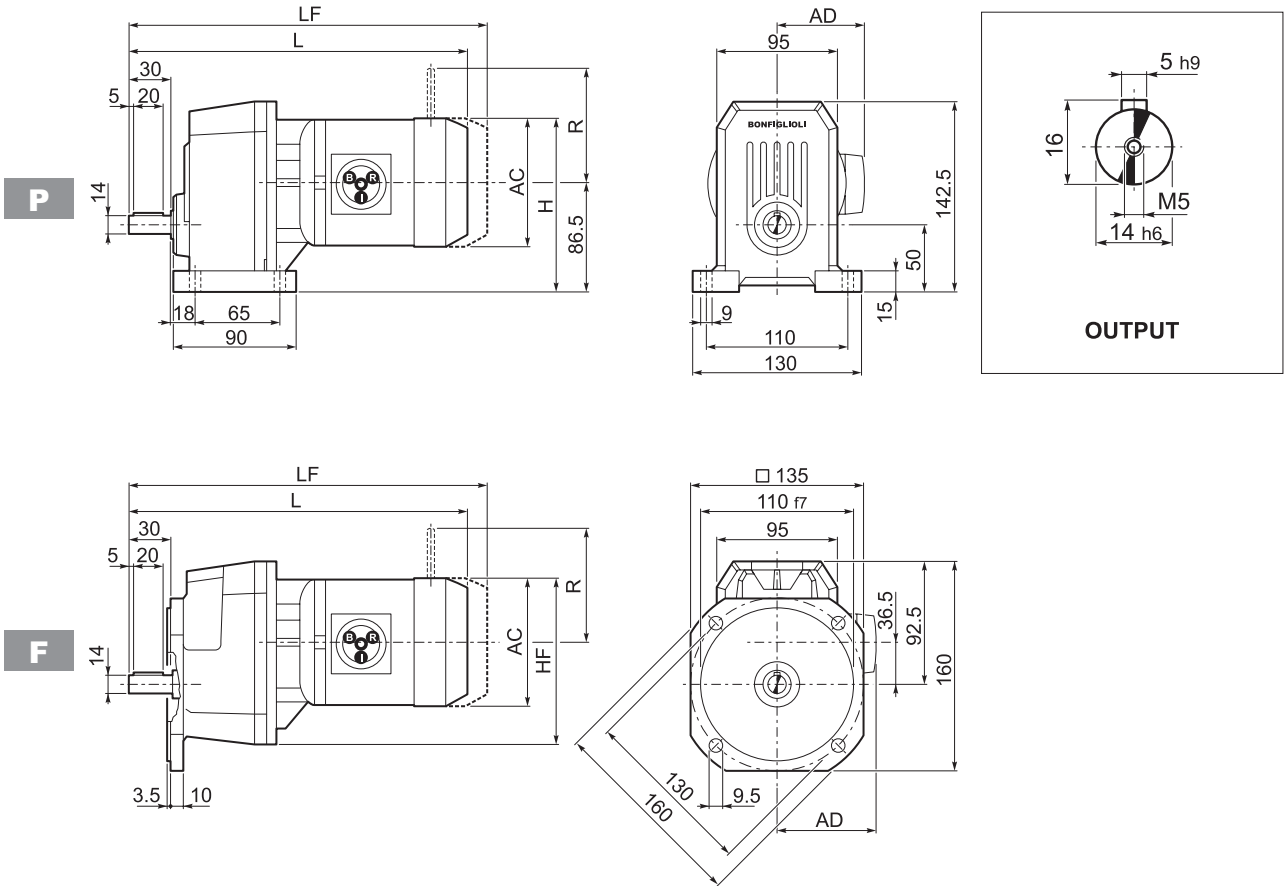
S 50

	i	J ($\cdot 10^{-4}$) [kgm ²]										
			IEC 									
			63	71	80	90	100	112	132	160	180	
S 50 1_1.4	1.4	8.2	—	—	11	11	12	12	27	86	84	19
S 50 1_1.8	1.8	5.9	—	—	8.8	8.7	10	10	25	84	82	16
S 50 1_2.4	2.4	3.9	—	—	6.8	6.7	8.0	8.0	23	82	80	14
S 50 1_3.0	3.0	2.7	—	—	5.5	5.5	6.8	6.8	22	81	79	13
S 50 1_3.8	3.8	1.9	3.3	3.3	4.7	4.6	5.9	5.9	21	80	78	12
S 50 1_4.8	4.8	1.4	2.8	2.8	4.2	4.1	5.4	5.4	21	79	77	12
S 50 1_6.1	6.1	0.89	2.4	2.4	3.7	3.7	5.0	5.0	21	79	77	11
S 50 1_7.4	7.4	0.63	2.1	2.1	3.5	3.4	4.7	4.7	20	79	77	11
S 50 1_8.8	8.8	0.50	2.0	2.0	3.4	3.3	4.6	4.6	—	—	—	11
S 50 1_10.5	10.5	0.36	1.8	1.8	3.2	3.1	4.4	4.4	—	—	—	11
S 50 1_12.9	12.9	0.25	1.7	1.7	3.1	3.0	4.3	4.3	—	—	—	11

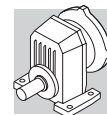


76 DIMENSIONS

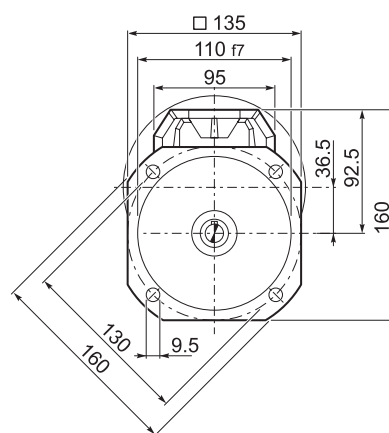
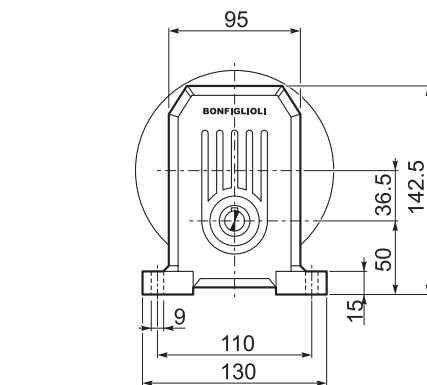
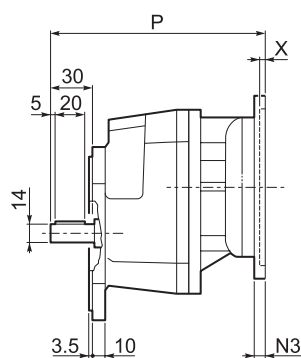
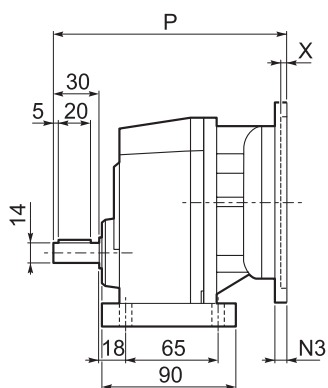
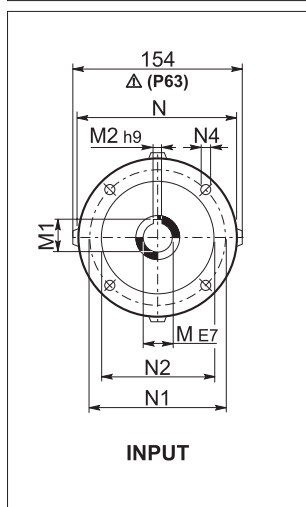
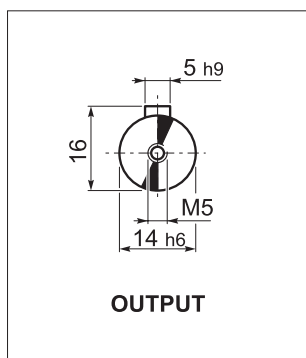
S 10...M



Icon 1	Icon 2	Icon 3	AC	H	HF	L	AD	Kg	M...FD M...FA		M...FD		M...FA	
									LF	Kg	R	AD	R	AD
S 10 1	S05	M05	121	147	143	315	95	8	381	11	96	122	116	95
S 10 1	S1	M1	137	155	151	344	102	10	405	13	103	135	124	108
S 10 1	S2	M2S	156	164	160	367	111	13	443	17	129	146	134	119
S 10 1	S3	M3S	195	184	180	416	135	19	512	24	160	158	160	142
S 10 1	S3	M3L	195	184	180	448	135	21	539	26	160	158	160	142

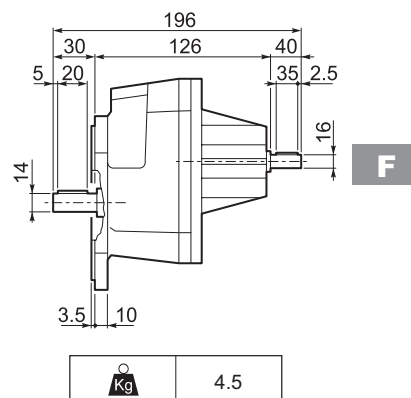
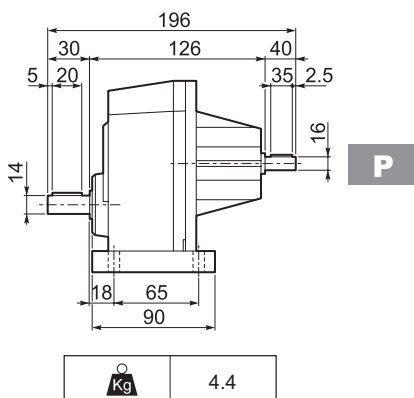
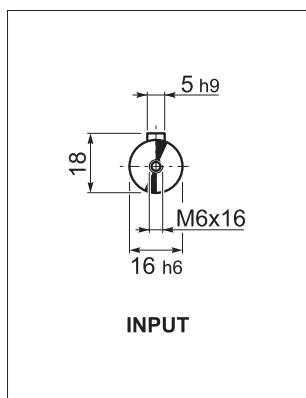


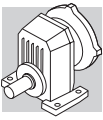
S 10...P (IEC)



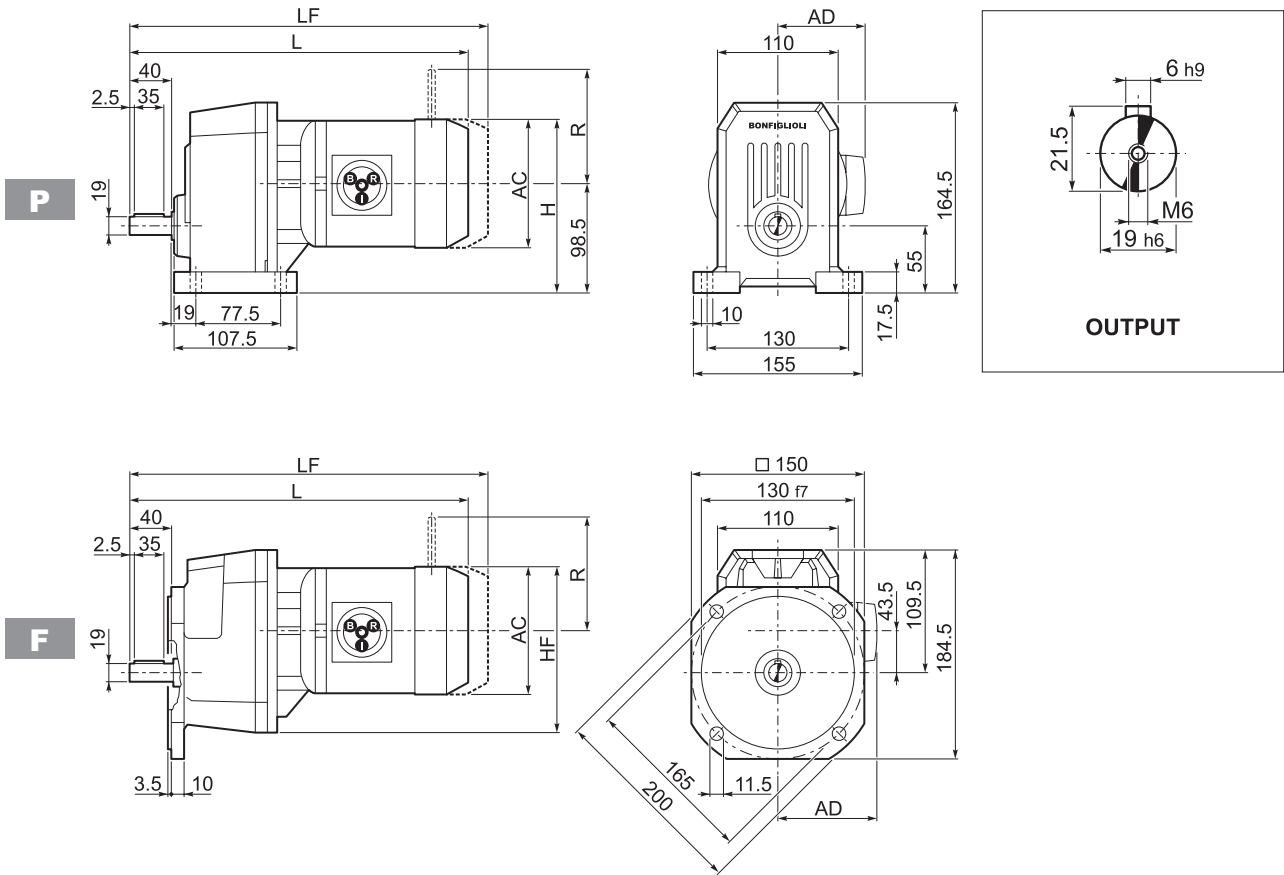
		M	M1	M2	N	N1	N2	N3	N4	P	X	Kg
S 10 1	P63	11	12.8	4	140	115	95	—	M8x10	189	4	5
S 10 1	P71	14	16.3	5	160	130	110	—	M8x10	189	4.5	5
S 10 1	P80	19	21.8	6	200	165	130	—	M10x12	208	4	6
S 10 1	P90	24	27.3	8	200	165	130	—	M10x12	208	4	6
S 10 1	P100	28	31.3	8	250	215	180	—	M12x16	218	4.5	10
S 10 1	P112	28	31.3	8	250	215	180	—	M12x16	218	4.5	10

S 10...HS

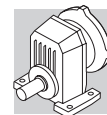




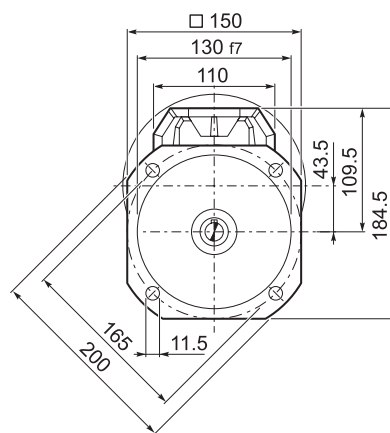
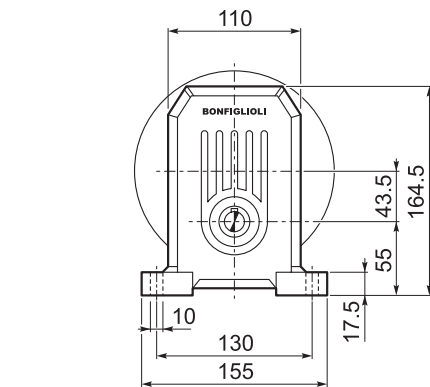
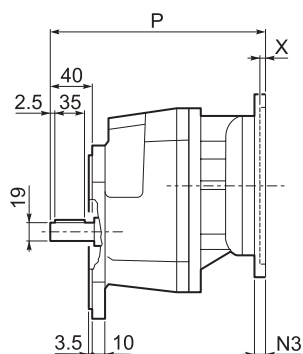
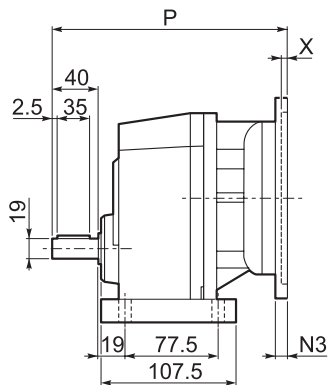
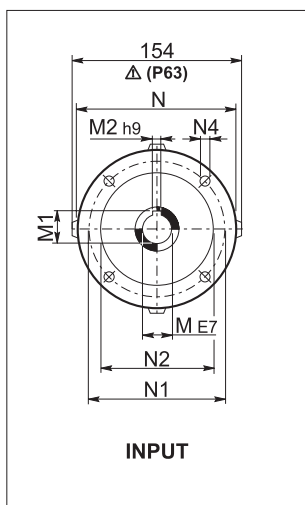
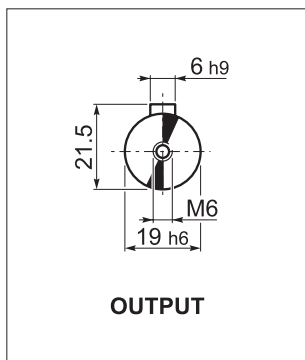
S 20...M



			AC	H	HF	L	AD	Kg	M...FD M...FA		M...FD		M...FA	
									LF	Kg	R	AD	R	AD
S 20 1	S05	M05	121	159	153	333.5	95	10	399.5	12	96	122	116	95
S 20 1	S1	M1	137	167	161	362.5	102	12	423.5	14	103	135	124	108
S 20 1	S2	M2S	156	176	170	385.5	111	16	461.5	19	129	146	134	119
S 20 1	S3	M3S	195	196	190	434.5	135	20	530.5	25	160	158	160	142
S 20 1	S3	M3L	195	196	190	466.5	135	26	557.5	31	160	158	160	142

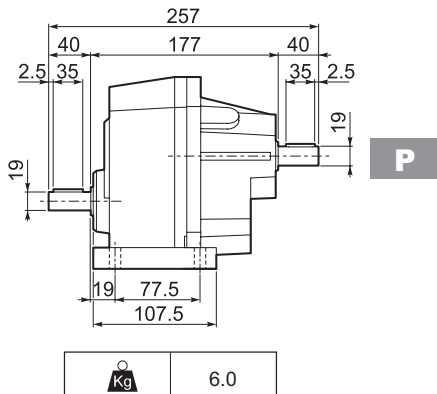
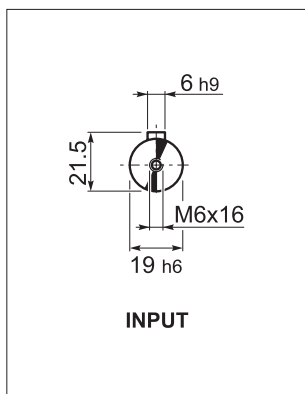


S 20...P(IEC)

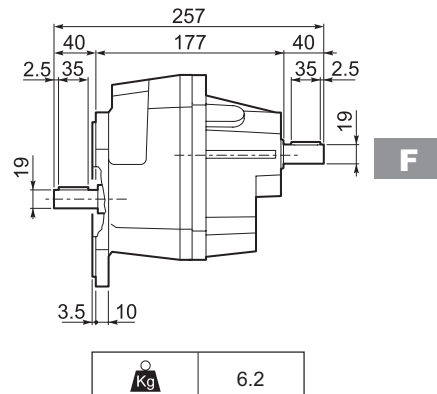


		M	M1	M2	N	N1	N2	N3	N4	P	X	kg
S 20 1	P63	11	12.8	4	140	115	95	—	M8x10	207	4	6
S 20 1	P71	14	16.3	5	160	130	110	—	M8x10	207	4.5	6
S 20 1	P80	19	21.8	6	200	165	130	—	M10x12	227	4	7
S 20 1	P90	24	27.3	8	200	165	130	—	M10x12	227	4	7
S 20 1	P100	28	31.3	8	250	215	180	—	M12x16	237	4.5	11
S 20 1	P112	28	31.3	8	250	215	180	—	M12x16	237	4.5	11

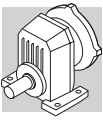
S 20...HS



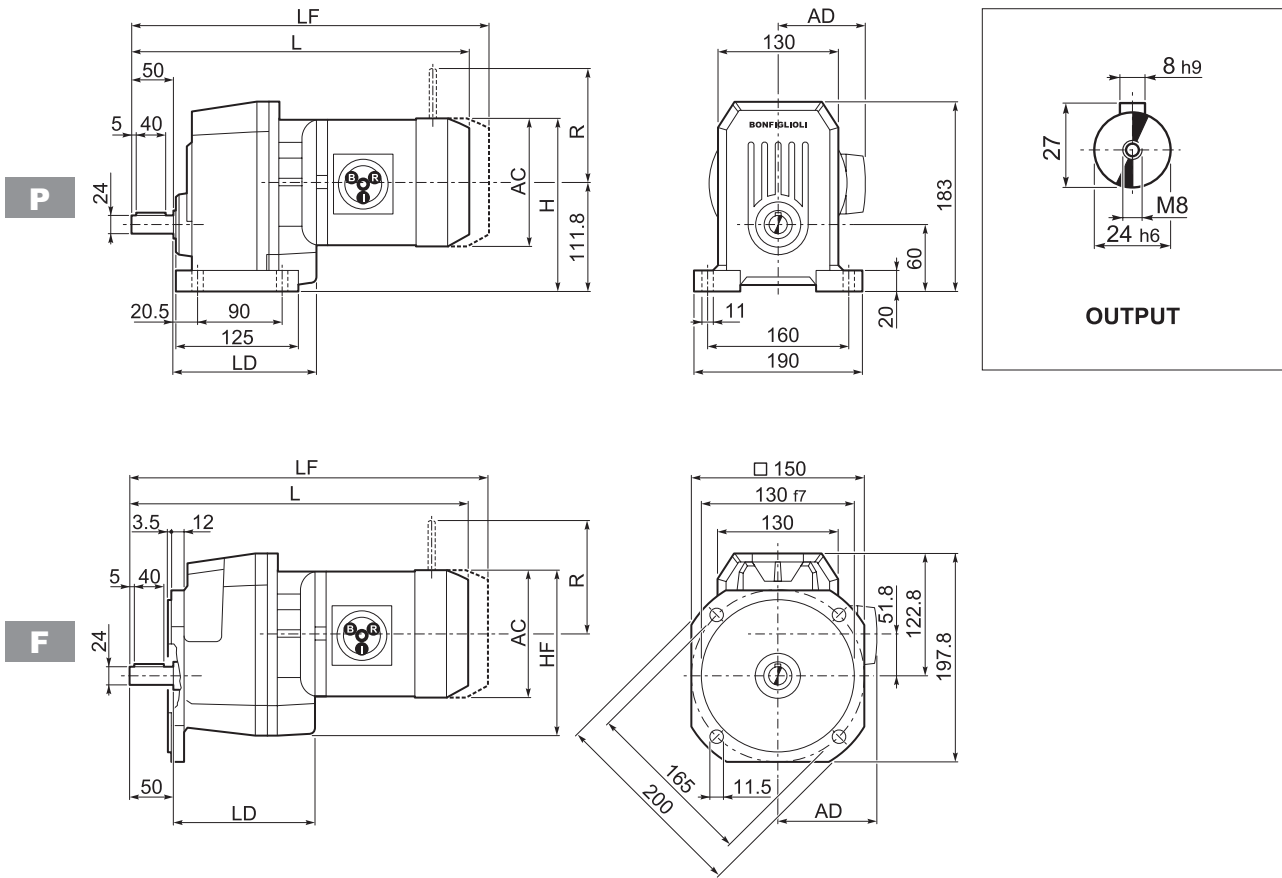
kg	6.0
----	-----



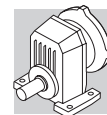
kg	6.2
----	-----



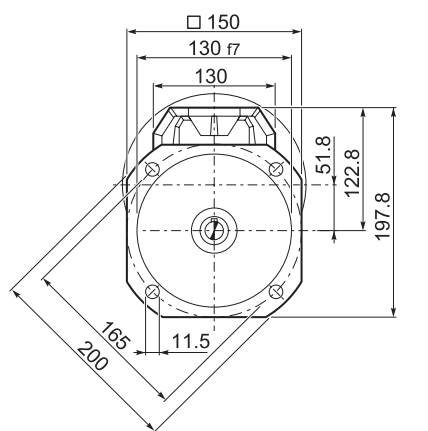
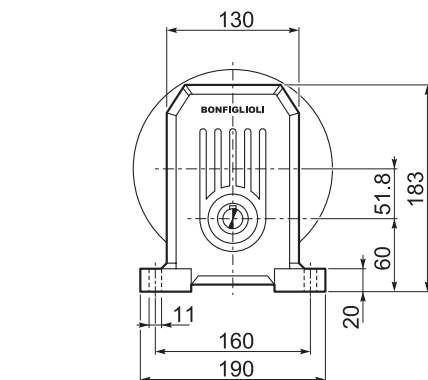
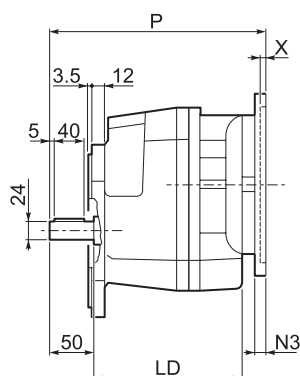
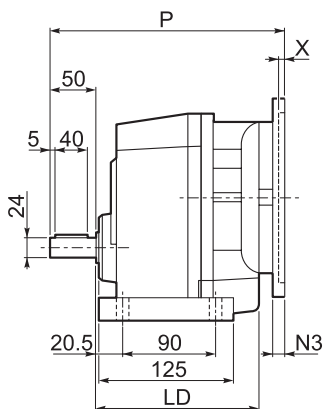
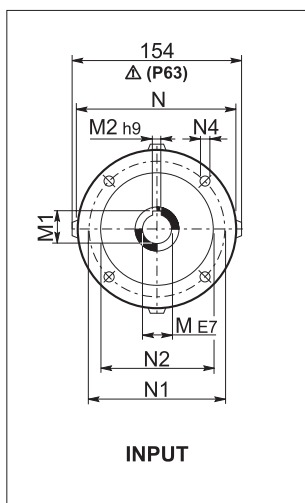
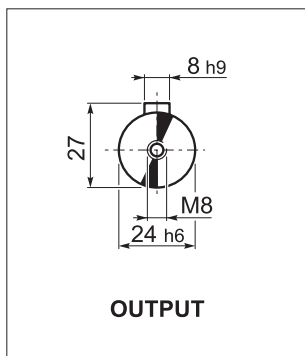
S 30...M



										M...FD M...FA		M...FD		M...FA	
			AC	H	HF	L	LD	AD		LF		R	AD	R	AD
S 30 1	S1	M1	137	180	177	387.5	140.5	102	14	448.5	16	103	135	124	108
S 30 1	S2	M2S	156	190	186	410.5	152.5	111	18	486.5	21	129	146	134	119
S 30 1	S3	M3S	195	209	206	459.5	162.5	135	23	555.5	28	160	158	160	142
S 30 1	S3	M3L	195	209	206	491.5	162.5	135	32	582.5	37	160	158	160	142
S 30 1	S4	M4	258	240.8	237	599.5	—	193	71	708.5	87	226	210	217	193
S 30 1	S4	M4LC	258	240.8	237	634.5	—	193	79	733.5	95	226	210	217	193

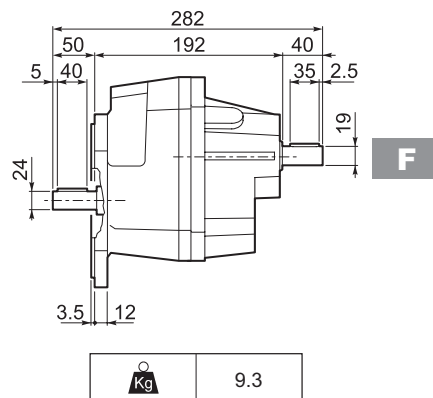
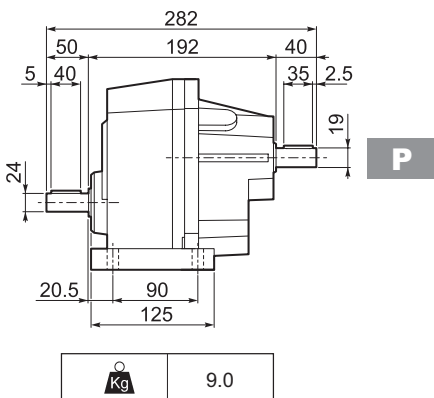
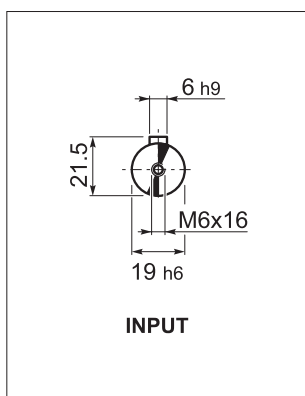


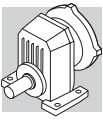
S 30...P(IEC)



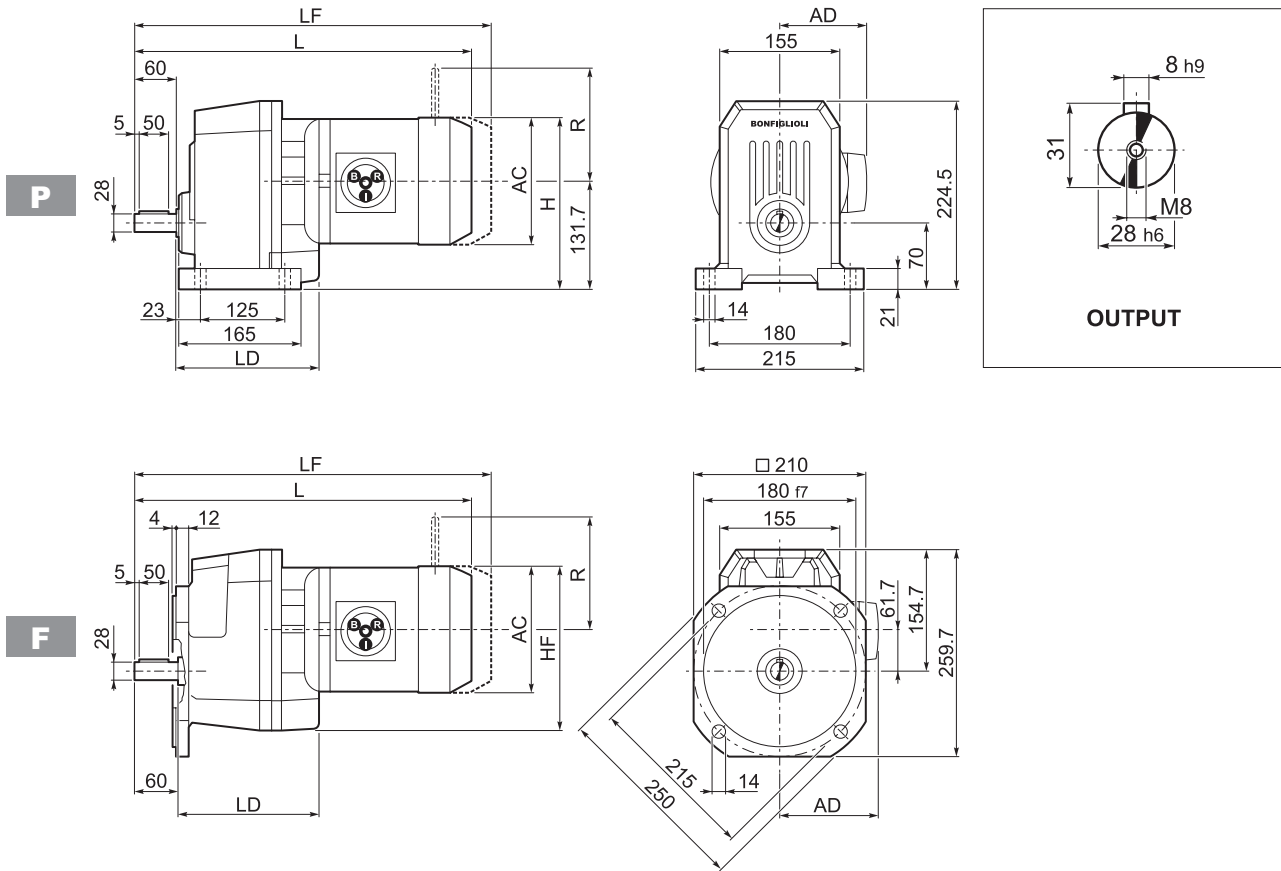
		LD	M	M1	M2	N	N1	N2	N3	N4	P	X	kg
S 30 1	P63	152.5	11	12.8	4	140	115	95	—	M8x10	232	4	8
S 30 1	P71	152.5	14	16.3	5	160	130	110	—	M8x10	232	4.5	8
S 30 1	P80	162.5	19	21.8	6	200	165	130	—	M10x12	252	4	9
S 30 1	P90	162.5	24	27.3	8	200	165	130	—	M10x12	252	4	9
S 30 1	P100	162.5	28	31.3	8	250	215	180	—	M12x16	262	4.5	13
S 30 1	P112	162.5	28	31.3	8	250	215	180	—	M12x16	262	4.5	13
S 30 1	P132	—	38	41.3	10	300	265	230	16	14	298.5	5	21

S 30...HS

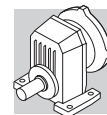




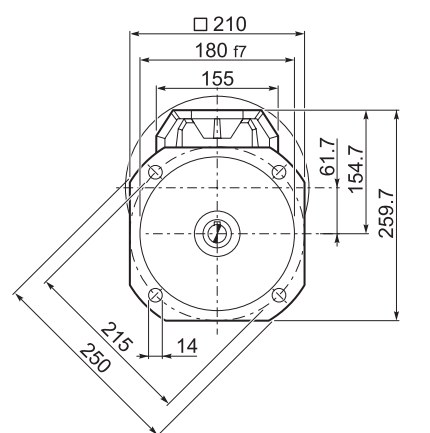
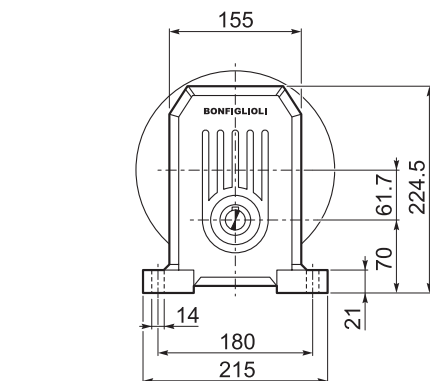
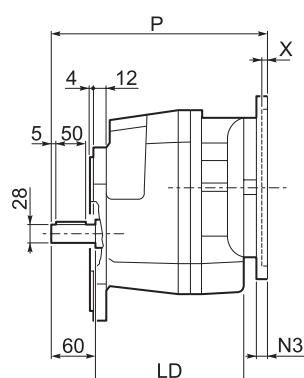
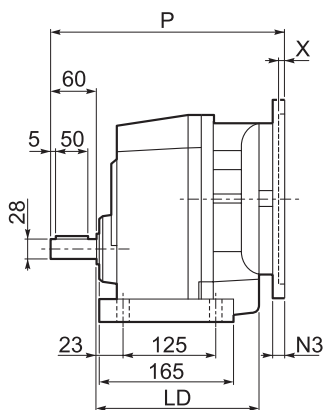
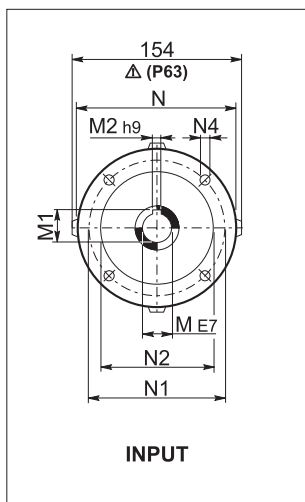
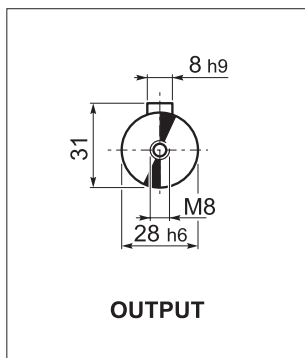
S 40...M



										M...FD M...FA		M...FD		M...FA	
			AC	H	HF	L	LD	AD	Kg	LF	Kg	R	AD	R	AD
S 40 1	S1	M1	137	200	197	429.5	168	102	28	490.5	31	103	135	124	108
S 40 1	S2	M2S	156	210	206	452.5	183.5	111	34	528.5	37	129	146	134	119
S 40 1	S3	M3S	195	229	226	501.5	199.5	135	39	597.5	44	160	158	160	142
S 40 1	S3	M3L	195	229	226	533.5	199.5	135	48	624.5	53	160	158	160	142
S 40 1	S4	M4	258	261	257	641.5	—	193	74	750.5	86	226	210	217	193
S 40 1	S4	M4LC	258	261	257	676.5	—	193	90	775.5	106	226	210	217	193

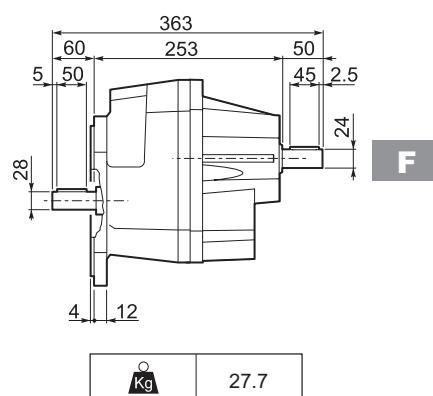
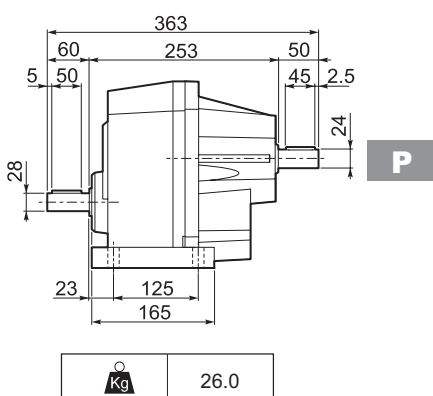
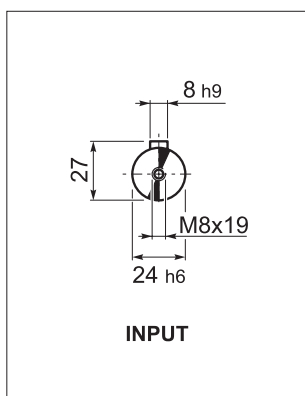


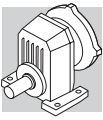
S 40...P(IEC)



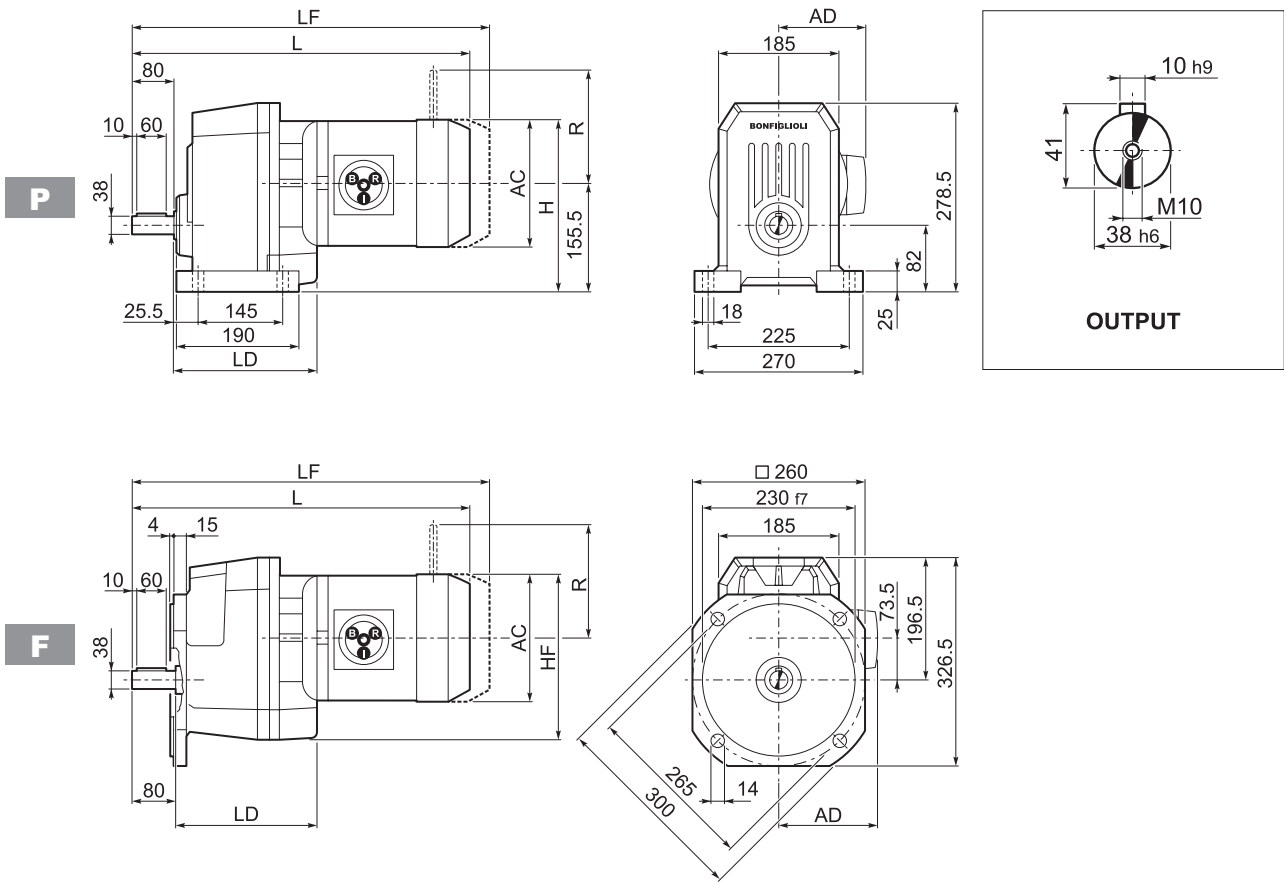
		LD	M	M1	M2	N	N1	N2	N3	N4	P	X	Kg
S 40 1	P63	183.5	11	12.8	4	140	115	95	—	M8x10	274	4	25
S 40 1	P71	183.5	14	16.3	5	160	130	110	—	M8x10	274	4.5	26
S 40 1	P80	199.5	19	21.8	6	200	165	130	—	M10x12	294	4	26
S 40 1	P90	199.5	24	27.3	8	200	165	130	—	M10x12	294	4	30
S 40 1	P100	—	28	31.3	8	250	215	180	—	M12x16	304	4.5	30
S 40 1	P112	—	28	31.3	8	250	215	180	—	M12x16	304	4.5	30
S 40 1	P132	—	38	41.3	10	300	265	230	16	14	340	5	32

S 40...HS

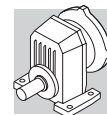




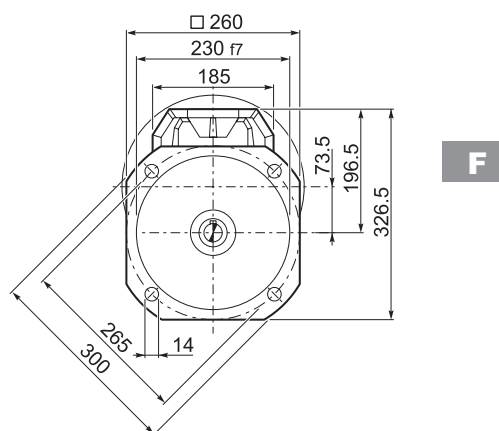
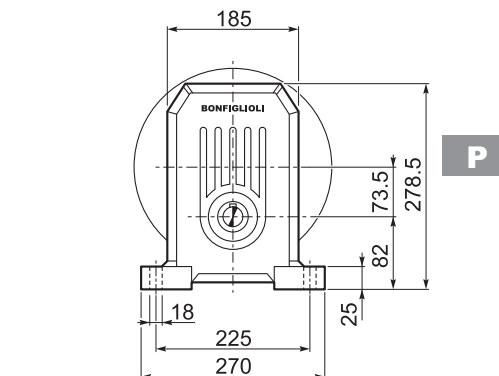
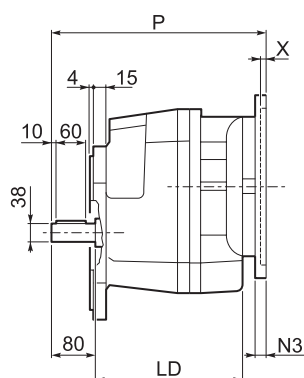
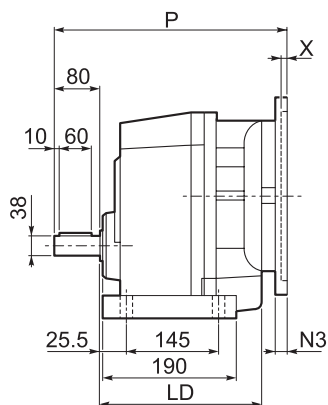
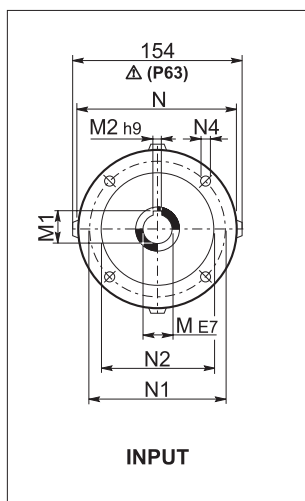
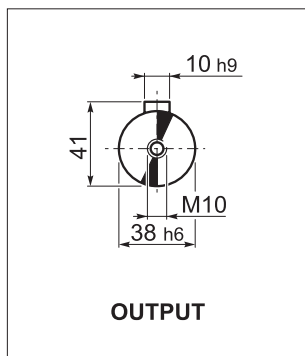
S 50...M



Icon 1	Icon 2	Icon 3	AC	H	HF	L	LD	AD	Kg	M...FD M...FA		M...FD		M...FA	
										LF	Kg	R	AD	R	AD
S 50 1	S1	M1	137	225	222	469	—	102	40	530	42	103	135	124	108
S 50 1	S2	M2S	156	233	230	492.5	204.5	111	44	568.5	47	129	146	134	119
S 50 1	S3	M3S	195	253	250	541.5	219.5	135	51	637.5	56	160	158	160	142
S 50 1	S3	M3L	195	253	250	573.5	219.5	135	60	664.5	65	160	158	160	142
S 50 1	S4	M4	258	284	281	681.5	204.5	193	86	790.5	98	226	210	217	193
S 50 1	S4	M4LC	258	284	281	716.5	204.5	193	94	815.5	106	226	210	217	193
S 50 1	S5	M5S	310	310.5	307	768	—	245	114	908	138	266	245	247	245
S 50 1	S5	M5L	310	310.5	307	812	—	245	130	952	154	266	245	247	245

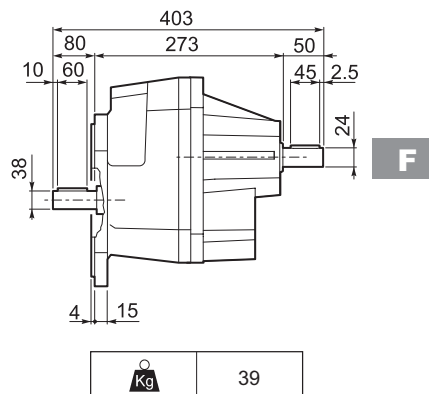
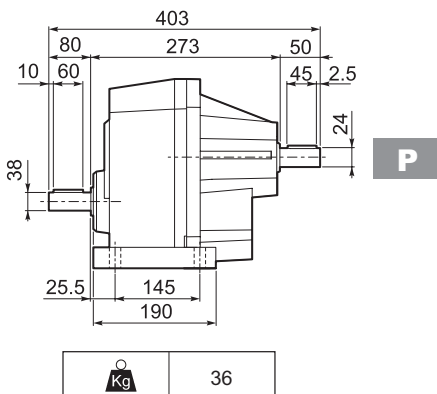
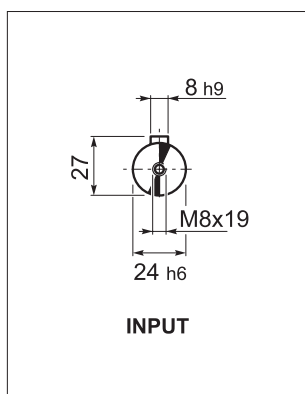


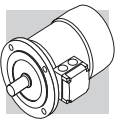
S 50...P(IEC)



		LD	M	M1	M2	N	N1	N2	N3	N4	P	X	kg
S 50 1	P63	204.5	11	12.8	4	140	115	95	—	M8x10	314	4	35
S 50 1	P71	204.5	14	12.8	4	160	130	110	—	M8x10	314	4.5	35
S 50 1	P80	219.5	19	16.3	5	200	165	130	—	M10x12	314	4	37
S 50 1	P90	219.5	24	21.8	6	200	165	130	—	M10x12	334	4	37
S 50 1	P100	204.5	28	27.3	8	250	215	180	—	M12x16	344	4.5	41
S 50 1	P112	204.5	28	31.3	8	250	215	180	—	M12x16	344	4.5	41
S 50 1	P132	204.5	38	41.3	10	300	265	230	16	14	380	5	44
S 50 1	P160	—	42	45.3	12	350	300	250	23	18	431	5.5	48
S 50 1	P180	—	48	51.8	14	350	300	250	23	18	431	5.5	48

S 50...HS

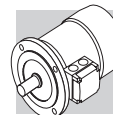




ELECTRIC MOTORS

M1 SYMBOLS AND UNITS OF MEASUREMENT

Symbols	Units of Measure	Description	Symbols	Units of Measure	Description
$\cos\varphi$	–	Power factor	n	[min ⁻¹]	Rated speed
η	–	Efficiency	P_B	[W]	Power drawn by the brake at 20°C
f_m	–	Power adjusting factor	P_n	[kW]	Motor rated power
I	–	Cyclic duration factor	P_r	[kW]	Required power
I_N	[A]	Rated current	t_1	[ms]	Brake response time with one-way rectifier
I_S	[A]	Locked rotor current	t_{1s}	[ms]	Brake response time with electronic-controlled rectifier
J_C	[Kgm ²]	Load moment of inertia	t_2	[ms]	Brake reaction time with a.c. disconnect
J_M	[Kgm ²]	Moment of inertia	t_{2c}	[ms]	Brake reaction time with a.c. and d.c. disconnect
K_C	–	Torque factor	t_a	[°C]	Ambient temperature
K_d	–	Load factor	t_f	[min]	Work time at constant load
K_J	–	Inertia factor	t_r	[min]	Rest time
M_A	[Nm]	Mean breakaway torque	W	[J]	Braking work between service interval
M_B	[Nm]	Brake torque	W_{max}	[J]	Maximum brake work for each braking
M_N	[Nm]	Rated torque	Z	[1/h]	Permissible starting frequency, loaded
M_L	[Nm]	Counter-torque during acceleration	Z_0	[1/h]	Max. permissible unloaded starting frequency (I = 50%)
M_S	[Nm]	Starting torque			



M2 GENERAL CHARACTERISTICS

M2.1 Production range

The asynchronous three-phase electric motors of BONFIGLIOLI RIDUTTORI's production, are available in basic designs IMB5 and IMB14 and derived versions, with the following polarities: 2, 4, 6, 2/4, 2/6, 2/8, 2/12.

The technical characteristics of compact motors, M type, are also supplied in this manual.

M2.2 Standards

The motors described in this catalogue are manufactured to the applicable standards shown in the following table.

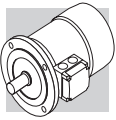
(F 1)

Title	CEI	IEC
General requirements for rotating electrical machines	CEI EN 60034-1	IEC 60034-1
Terminal markings and direction of rotation of rotating machines	CEI 2-8	IEC 60034-8
Methods of cooling for electrical machines	CEI EN 60034-6	IEC 60034-6
Dimensions and output ratings for rotating electrical machines	EN 50347	IEC 60072
Classification of degree of protection provided by enclosures for rotating machines	CEI EN 60034-5	IEC 60034-5
Noise limits	CEI EN 60034-9	IEC 60034-9
Classification of type of construction and mounting arrangements	CEI EN 60034-7	IEC 60034-7
Rated voltage for low voltage mains power	CEI 8-6	IEC 60038
Vibration level of electric machines	CEI EN 60034-14	IEC 60034-14

The motors also comply with foreign standards adapted to IEC 60034-1 as shown here below.

(F 2)

DIN VDE 0530	Germany
BS5000 / BS4999	Great Britain
AS 1359	Australia
NBNC 51 - 101	Belgium
NEK - IEC 34	Norway
NF C 51	France
OEVE M 10	Austria
SEV 3009	Switzerland
NEN 3173	Netherlands
SS 426 01 01	Sweden



M2.3 Motors for USA and Canada

CUS

BN and M motors are available in NEMA Design C configuration (concerning electrical characteristics), in compliance with CSA (Canadian standard) C22.2 No. 100 and UL (Underwriters Laboratory) UL 1004-1. By specifying the option CUS the name plate is marked with both symbols shown here below.



US power mains voltages and the corresponding rated voltages to be specified for the motor are indicated in the following table:

(F 3)

Frequency	Mains voltage	V _{mot}
60 Hz	208 V	200 V
	240 V	230 V
	480 V	460 V
	600 V	575 V

Motors with YY/Y connection (e.g. 230/460-60; 220/440-60) feature, as standard, a 9-stud terminal board. For some executions, as well as for 575V-60Hz tions, as well as for 575V-60Hz supply, the nominal rating is coincident with the correspondent 50Hz rating.

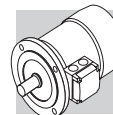
For DC brake motors type BN/M_FD and BN/M_AFD, the rectifier is connected to a single-phase 230 VAC supply voltage in the motor terminal box.

Brake power supply for brake motors is as follows:

(F 4)

BN_FD ; BN_AFD M_FD ; M_AFD	BN_FA ; BN_BA M_FA	Specify
Wired to terminal box 1~230V a.c.	Separate power supply 230V Δ - 60Hz	230SA
	Separate power supply 460V Y - 60Hz	460SA

The CUS option does not apply to servo-ventilated motors or motors with the AFD brake.



M2.4 China Compulsory Certification

CCC

Electric motors destined for sale in the People's Republic of China have to be certified under the CCC (China Compulsory Certification) system. BN motors of up to 7 Nm in rated torque are available with CCC certification and a special nameplate bearing the mark shown below:



The CCC option does not apply to motors with the AFD brake.

M2.5 Directives 2006/95/EC (LVD) and 2004/108/EC (EMC)

BN and M motors meet the requirements of Directives 2006/95/EC (Low Voltage Directive) and 2004/108/EC (Electromagnetic Compatibility Directive) and their name plates bear the CE mark. As for the EMC Directive, construction is in accordance with standards CEI EN 60034-1, EN 61000-6-2, EN 61000-6-4.

Motors with FD and AFD brakes, when fitted with the suitable capacitive filter at rectifier input (option **CF**), meet the emission limits required by Standard EN 61000-6-3:2007 "Electromagnetic compatibility - Generic Emission Standard - Part 6-3 Residential, commercial and light industrial environment". Motors also meet the requirements of standard CEI EN 60204-1 "Electrical equipment of machines". The responsibility for final product safety and compliance with applicable directives rests with the manufacturer or the assembler who incorporate the motors as component parts.

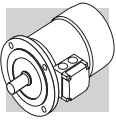
M2.6 Tolerances

As per the Norms applicable the tolerances here below apply to the following quantities.

(F 5)

-0.15 (1 - η) P \leq 50kW	Efficiency
-(1 - $\cos\phi$)/6 min 0.02 max 0.07	Power factor
$\pm 20\%$ *	Slip
+20%	Locked rotor current
-15% +25%	Locked rotor torque
-10%	Max. torque

* $\pm 30\%$ for motors with Pn < 1 kW



M3 MECHANICAL FEATURES

M3.1 Versions

EC-normalised BN motors are available in the design versions indicated in table (F6) as per Standards CEI EN 60034-14.

Mounting versions are:

IM B5 (basic)

IM V1, IM V3 (derived)

IM B14 (basic)

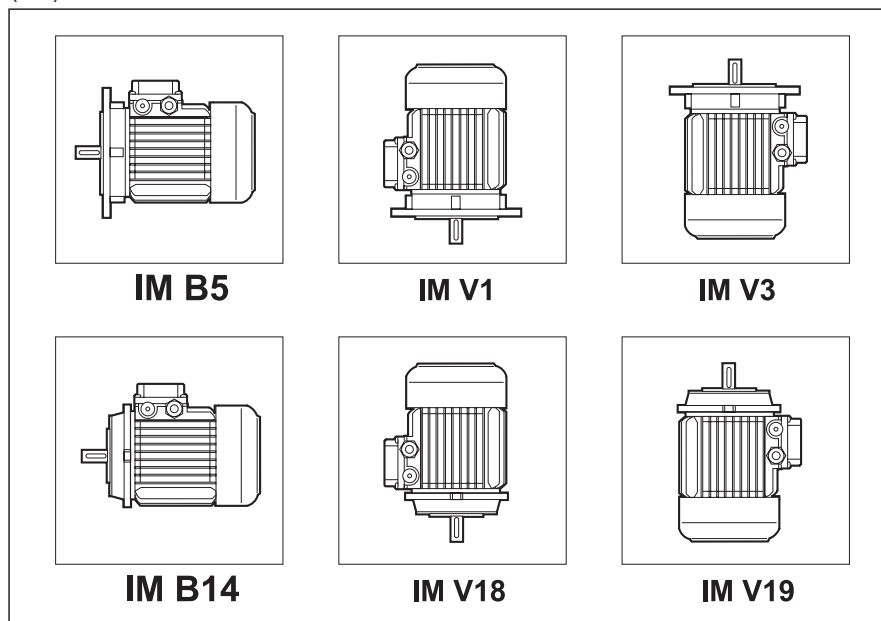
IM V18, IM V19 (derived)

IM B5 design motors can be installed in positions IM V1 and IM V3; IM B14 design motors can be installed in positions IM V18 and IM V19.

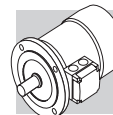
In such cases, the basic design IM B5 or IM B14 is indicated on the motor name plate.

In design versions with a vertically located motor and shaft downwards, it is recommended to request the drip cover (always necessary for brake motors). This facility, included in the option list should be specified when ordering as it does not come as a standard device

(F 6)



Flanged motors can be supplied with a reduced mounting interface, as shown in chart (F7) below.



(F 7)

	BN 71	BN 80	BN 90	BN 100	BN 112	BN 132
	DxE - Ø					
B5R ⁽¹⁾	11x23 - 140	14x30 - 160	19x40 - 200	24x50 - 200	24x50 - 200	28x60 - 250
B14R ⁽²⁾	11x23 - 90	14x30 - 105	19x40 - 120	24x50 - 140	—	—

- (1) flange with through holes
 (2) flange with threaded holes

M3.2 Degree of protection

IP..

The following chart provides an overview of the degrees of protection available. In addition to the degree of protection specified when ordering, motors to be installed outdoors require protection against direct sunlight and also – when they are to be installed vertically down – a drip cover to prevent the ingress of water and solid particles (option **RC**).

(F 8)

		IP 54	IP 55	IP 56
BN	M	⊘	standard	
BN_FD BN_AFD BN_FA	M_FD M_AFD M_FA	standard		⊘
BN_BA	—	⊘	standard	⊘

M3.3 Cooling

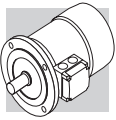
The motors are externally ventilated (IC 411 to CEI EN 60034-6) and are equipped with a plastic fan working in both directions.

The motors must be installed allowing sufficient space between fan cowl and the nearest wall to ensure free air intake and allow access for maintenance purposes on motor and brake, if supplied.

Independent, forced air ventilation (IC 416) can be supplied on request (option U1).

This solution enables to increase

the motor duty factor when driven by an inverter and operating at reduced speed.



M3.4 Direction of rotation

Rotation is possible in both directions. If terminals U1, V1, and W1 are connected to line phases L1, L2 and L3, clockwise rotation (looking from drive end) is obtained. For counterclockwise rotation, switch two phases.

M3.5 Noise

Noise levels, measured using the method prescribed by ISO 1680 Standards, are within the maximum levels specified by Standards CEI EN 60034-9.

M3.6 Vibrations and balancing

Rotor shafts are balanced with half key fitted and fall within the vibration class N, as per Standard CEI EN 60034-14.

If a further reduced noise level is required improved balancing carequired improved balancing can be optionally requested (class B).

Table below shows the value for the vibration velocity for standard (A) and improved (B) balancing.

(F 9)

Vibration class	Angular velocity n [min^{-1}]	Limits of the vibration velocity
		[mm/s] BN 56 ≤ H ≤ BN 200 M05 ≤ H ≤ M5
A	$600 < n < 3600$	1.6
B	$600 < n < 3600$	0.70

Values refer to measures with freely suspended motor in unloaded conditions.

M3.7 Terminal box

Terminal board features 6 studs for eyelet terminal connection.

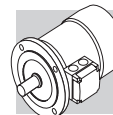
A ground terminal is also supplied for earthing of the equipment.

Terminals number and type are shown in the following table.



For brake power supply, please read par. M6, M7 (brake FD and AFD), M8, M9 (brake FA and BA).

Brakemotors house the a.c./d.c. rectifier (factory pre-wired) inside the terminal box.

Wiring instructions are provided either in the box or in the user manual.





(F 10)

		No. of terminals	Terminal threads	Wire max cross section area mm ²
BN 56...BN 71	M05, M1	6	M4	2.5
BN 80, BN 90	M2	6	M4	2.5
BN 100...BN 112	M3	6	M5	6
BN 132...BN 160MR	M4	6	M5	6
BN 160M...BN 180M	M5	6	M6	16
BN 180L...BN 200L	—	6	M8	25

M3.8 Cable entry

The holes used to bring cables to terminal boxes use metric threads in accordance with standard EN 50262 as indicated in the table here after.

(F 11)

		Cable entry	Max. cable diameter allowed [mm]
BN 63	M05	2 x M20 x 1.5	13
BN 71	M1	2 x M25 x 1.5	17
BN 80 - BN 90	M2	2 x M25 x 1.5	17
BN 100	M3	2 x M32 x 1.5	21
		2 x M25 x 1.5	17
BN 112	—	2 x M32 x 1.5	17
		4 x M25 x 1.5	
BN 132...BN 160MR	M4	4 x M32 x 1.5	21
BN 160M...BN 200L	M5	2 x M40 x 1.5	29


M3.9 Bearings

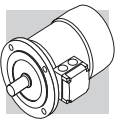
Life lubricated preloaded radial ball bearings are used, types are shown in the chart here under. Calculated endurance lifetime L_{10h} , as per ISO 281, in unloaded condition, exceeds 40000 hrs.

DE = drive end


NDE = non drive end

(F 12)

	DE		NDE	
	M, M_FD, M_AFD, M_FA		M	M_FD, M_AFD, M_FA
M05	6004 2Z C3		6201 2Z C3	6201 2RS C3
M1	6004 2Z C3		6202 2Z C3	6202 2RS C3
M2	6007 2Z C3		6204 2Z C3	6204 2RS C3
M3	6207 2Z C3		6206 2Z C3	6206 2RS C3
M4	6309 2Z C3		6308 2Z C3	6308 2RS C3
M5	6309 2Z C3		6309 2Z C3	6309 2RS C3



(F 13)

	DE	NDE	
	BN, BN_FD, BN_AFD, BN_FA, BN_BA	BN, BN_BA	BN_FD, BN_AFD, BN_FA
BN 56		6201 2Z C3	–
BN 63	6201 2Z C3	6201 2Z C3	6201 2RS C3
BN 71	6202 2Z C3	6202 2Z C3	6202 2RS C3
BN 80	6204 2Z C3	6204 2Z C3	6204 2RS C3
BN 90	6205 2Z C3	6205 2Z C3	6305 2RS C3
BN 100	6206 2Z C3	6206 2Z C3	6206 2RS C3
BN 112	6306 2Z C3	6306 2Z C3	6306 2RS C3
BN 132	6308 2Z C3	6308 2Z C3	6308 2RS C3
BN 160MR	6309 2Z C3	6308 2Z C3	6308 2RS C3
BN 160M/L	6309 2Z C3	6309 2Z C3	6309 2RS C3
BN 180M	6310 2Z C3	6309 2Z C3	6309 2RS C3
BN 180L	6310 2Z C3	6310 2Z C3	6310 2RS C3
BN 200L	6312 2Z C3	6310 2Z C3	6310 2RS C3

M4 ELECTRICAL CHARACTERISTICS

M4.1 Voltage

Single speed motors are rated for 230/400 V - 50 Hz.

A tolerance of $\pm 10\%$ applies to nominal voltage, with the exception of motors type M3LC4 and M3LC6.

In addition to nominal voltage-frequency values the name plate also shows voltage ranges the motor can operate under, e.g.:

220-240V Δ - 50 Hz

380-415V Y - 50 Hz

As per Norms CEI EN 60034-1 on above voltage values the $\pm 5\%$ tolerance applies.

When operating close to the tolerance limit values the winding temperature can exceed by 10 K the rated temperature for the given insulation class.

With the exception of BN/M_FD and BN/M_AFD brakemotors, the rated voltage values for operation under 60 Hz mains are also shown on the nameplate, e.g. 460Y-60 Hz along with related tolerance field, e.g. 440-480V Y-60 Hz.

For brakemotors, FD and AFD type, rated voltage is:



220-240V Δ - 50 Hz

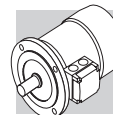
380-415V Y - 50 Hz

Brake supply is a.c. 230V $\pm 10\%$ single phase.

Chart below shows standard and optional wiring of motors.

(F 14)



		BN M	BN_FD ; BN_AFD M_FD ; M_AFD		BN_FA ; BN_BA M_FA		Configuration
		$V_{mot} \pm 10\%$ 3 ~	$V_{mot} \pm 10\%$ 3 ~	$V_B \pm 10\%$ 1 ~	$V_{mot} \pm 10\%$ 3 ~	$V_B \pm 10\%$ 3 ~	
BN 56 - BN 132	M05...M4	230/400 - 50 Hz 460 - 60 Hz	230/400V Δ /Y- 50 Hz	230V	230/400V Δ /Y- 50 Hz 460V Y - 60Hz	230/400V Δ /Y- 50 Hz 460V Y - 60Hz	Standard
BN 100 - BN 132	M3 - M4	400/690 - 50 Hz 460 - 60Hz	400/690V Δ /Y- 50 Hz	400V	400/690V Δ /Y- 50 Hz 460V Y - 60Hz	400/690V Δ /Y- 50 Hz 460V Y - 60Hz	On request at no extra charge



The only rated voltage for motors type 400V/50Hz and all double speed motors is 400V.
Applicable tolerances as per CEI EN 60034-1.

The table below shows the wiring options available.

(F 15)

		Pole	Wiring options
BN 56...BN 200	M05...M5	2, 4, 6	Δ / Y
		2/4	Δ / YY (Dahlander)
		2/6, 2/8, 2/12	Y / Y (Two windings)



M4.2 Frequency



With the exception of brakemotors FD and AFD, name plate of standard single speed motors shows, besides the 50 Hz voltage ratings, also the rated power output for 60 Hz operation in the 440-480 V range.

Power output is increased by approx 20%.

Rated output power for 60 Hz operation is shown in the following diagram.

(F 16)

		2P	4P	6P
		P_n [kW]		
BN 56A	–	–	0.06	–
BN 56B	M0B	–	0.10	–
BN 63A	M05A	0.21	0.14	0.10
BN 63B	M05B	0.30	0.21	0.14
BN 71A	M05C	0.45	0.30	0.21
BN 71B	M1SD	0.65	0.45	0.30
BN 80A	M1LA	0.90	0.65	0.45
BN 80B	M2SA	1.30	0.90	0.65
BN 90S	M2SB	–	1.30	0.90
BN 90SA	M2SB	1.8	–	–
BN 90L	M3SA	2.5	–	1.3
BN 90LA	M3SA	–	1.8	–
BN 100L	M3LA	3.5	–	–
BN 100LA	M3LA	–	2.5	1.8
BN 100LB	M3LB	4.7	3.5	2.2

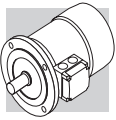
		2P	4P	6P
		P_n [kW]		
BN 112M	M3LB	4.7	4.7	2.5
	M3LC	–	4.7	2.5
BN 132S	M4SA	–	6.5	3.5
BN 132SA	M4SA	6.3	–	–
BN 132SB	M4SB	8.7	–	–
BN 132M	M4LA	11	–	–
BN 132MA	M4LA	–	8.7	4.6
BN 132MB	M4LB	–	11	6.5
BN 160MR	M4LC	12.5	12.5	–
BN 160MB	M5SB	17.5	–	–
BN 160M	M5SA	–	–	8.6
BN 160L	M5S	21.5	17.5	12.6
BN 180M	M5LA	24.5	21.5	–
BN 180L	–	–	25.3	17.5
BN 200L	–	34	34	22

For two-speed motors operated under 60 Hz supply the rated power output is increased by 15% as compared to same motor with 50 Hz supply.

If same IEC-normalised 50 Hz power rating value is desired on name plate of a 60 Hz operated motor specify option PN in the ordering code.

Standard motors wound for 50 Hz supply can be operated under 60 Hz with main data corrected as per chart below:

Brakes, if fitted, must be supplied with the voltage value V_b that is stated on the nameplate.



(F 17)

50 Hz	60 Hz			
V - 50 Hz	V - 60 Hz	P _n - 60 Hz	M _n , M _a /M _n - 60 Hz	n [min ⁻¹] - 60 Hz
230/400 Δ/Y	220 - 240 Δ	1	0.83	1.2
	380 - 415 Y			
400/690 Δ/Y	380 - 415 Δ	1.15	1	1.2
230/400 Δ/Y	265 - 280 Δ			
	440 - 480 Y			
400/690 Δ/Y	440 - 480 Δ			

M4.3 Rated power

Catalogue rating values are calculated for 50 Hz operation and for standard ambient conditions (temperature 40 °C; elevation <1000 m a.s.l.) as per the CEI EN 60034-1 Standards.

The motors can be used within the 40 - 60 °C temperature range with rated power output adjusted by factors given in the following charts.

(F 18)

Ambient temperature (°C)	40°	45°	50°	55°	60°
Permitted power as a % of rated power	100%	95%	90%	85%	80%

Should a derating factor higher than 15% apply please consult factory.

M4.4 Insulation class

CL F

Bonfiglioli motors use class **F** insulating materials (enamelled wire, insulators, impregnation resins) as compare to the standard motor.

CL H

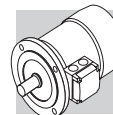
Motors manufactured in insulation class **H** are available at request.

In standard motors, stator windings over temperature normally stays below the 80 K limit corresponding to class B over temperature.

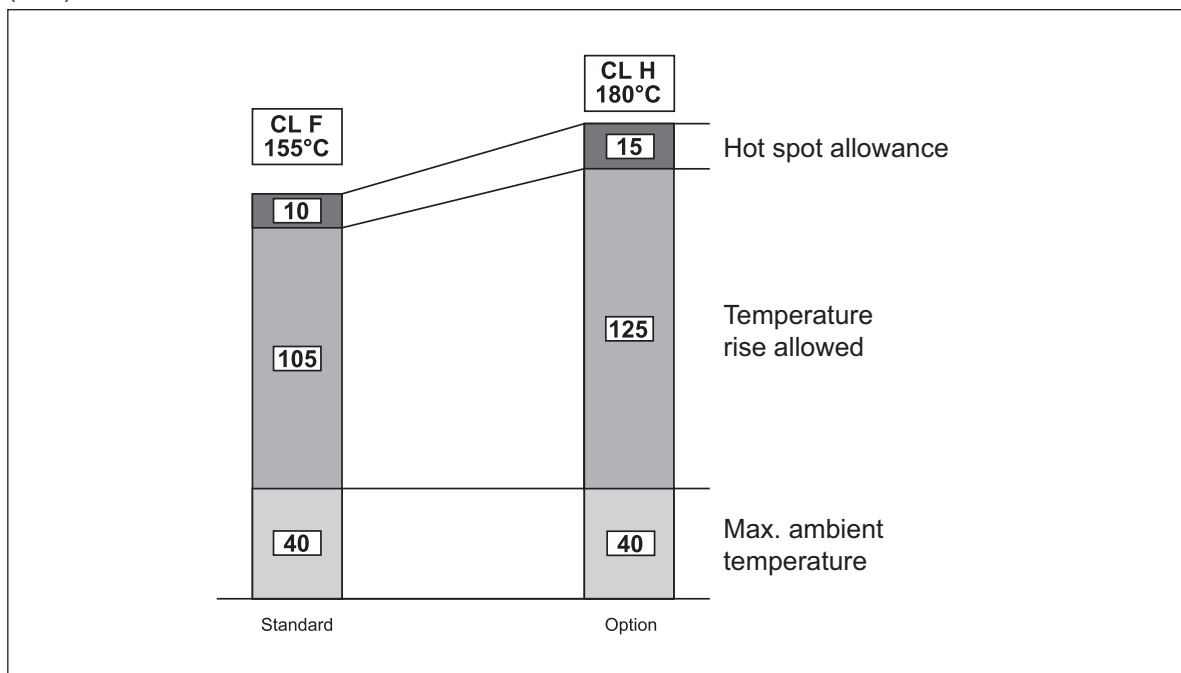
A careful selection of insulating components makes the motors compatible with tropical climates and normal vibration.

For applications involving the presence of aggressive chemicals or high humidity, contact Bonfiglioli Engineering for assistance with product selection.

Not available for motors in compliance with CSA e UL standards (CUS option).



(F 19)



M4.5 Type of duty

Unless otherwise specified, catalogue motor power refers to continuous duty S1.

Any operating conditions other than S1 duty must be identified in accordance with duty cycle definitions laid down in standards CEI EN 60034-1.

For duty cycles S2 and S3, the power increase co-efficient reported in the following table may be used. Please note that the table provided below applies to single-speed motors.

As an alternative to S1 continuous duty, one of the following values can be specified at the product configuration stage: S2, S3 or S9. The motor nameplate will be marked with an increased power rating to suit the type of duty, and with specific electrical data and a duty type of S2-30 min, S3-70% or S9 respectively.

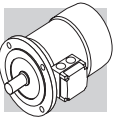
For further details, contact Bonfiglioli's Technical Service.

Please contact Bonfiglioli Engineering for the power increase coefficients applicable to switch-pole motors.

(F 20)

	Duty						
	S2			S3 *			S4 - S9
	Cycle duration (min)			Cyclic duration factor (I)			Consult factory
	10	20	60	25%	40%	60%	
f_m	1.35	1.15	1.05	1.25	1.15	1.1	

* Cycle duration must, in any event, be equal to or less than 10 minutes; if this time is exceeded, please contact our Technical Service.



M4.5.1 Cyclic duration factor:

$$I = \frac{t_f}{t_f + t_r} \cdot 100 \quad (23)$$

t_f = work time under constant load

t_r = rest time

M4.5.2 Limited duration duty S2

This type of duty is characterized by operation at constant load for a limited time, which is shorter than the time required to reach thermal equilibrium, followed by a rest period of sufficient duration to restore ambient temperature in the motor.

M4.5.3 Periodical intermittent duty S3:

This type of duty is characterized by a sequence of identical operation cycles, each including a constant load operation period and a rest period.

For this type of duty, the starting current does not significantly influence overtemperature.

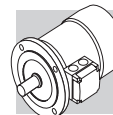
M4.6 Inverter-controlled motors

The electric motors of series BN and M may be used in combination with PWM inverters with rated voltage at transformer input up to 500 V. Standard motors use a phase insulating system with separators, class 2 enamelled wire and class H impregnation resins (1600V peak-to-peak voltage pulse capacity and rise edge $t_s > 0.1\mu s$ at motor terminals). Table (F30) shows the typical torque/speed curves referred to S1 duty for motors with base frequency $f_b = 50$ Hz.

Because ventilation is somewhat impaired in operation at lower frequencies (about 30 Hz), standard motors with incorporated fan (IC411) require adequate torque derating or - alternately - the addition of a separate supply fan cooling.

Above base frequency, upon reaching the maximum output voltage of the inverter, the motor enters a steady-power field of operation, and shaft torque drops with ratio (f/f_b) .

As motor maximum torque decreases with $(f/f_b)^2$, the allowed overloading must be reduced progressively.



(F 21)

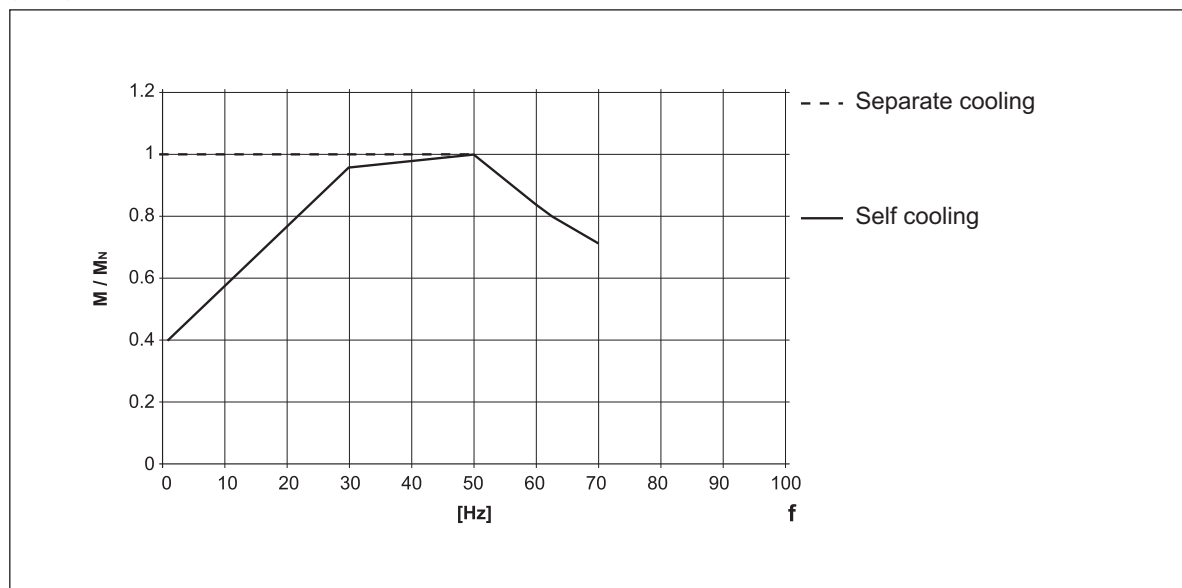




Table (F22) reports the mechanical limit speed for motor operation above rated frequency:

(F 22)

		n [min ⁻¹]		
		2p	4p	6p
				
≤ BN 112	M05...M3	5200	4000	3000
BN 132...BN 200L	M4, M5	4500	4000	3000

Above rated speed, motors generate increased mechanical vibration and fan noise. Class B rotor balancing is highly recommended in these applications. Installing a separate supply fan cooling may also be advisable.

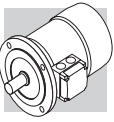
Remote-controlled fan and brake (if fitted) must always be connected direct to mains power supply.

M4.7 Permissible starts per hour, Z

The rating charts of brakemotors lend the permitted number of starts Z_0 , based on 50% intermittence and for unloaded operation.

The catalogue value represents the maximum number of starts per hour for the motor without exceeding the rated temperature for the insulation class F.

To give a practical example for an application characterized by inertia J_c , drawing power P_r and requiring mean torque at start-up M_L the actual number of starts per hour for the motor can be calculated approximately through the following equation:



$$Z = \frac{Z_0 \cdot K_c \cdot K_d}{K_J} \quad (24)$$

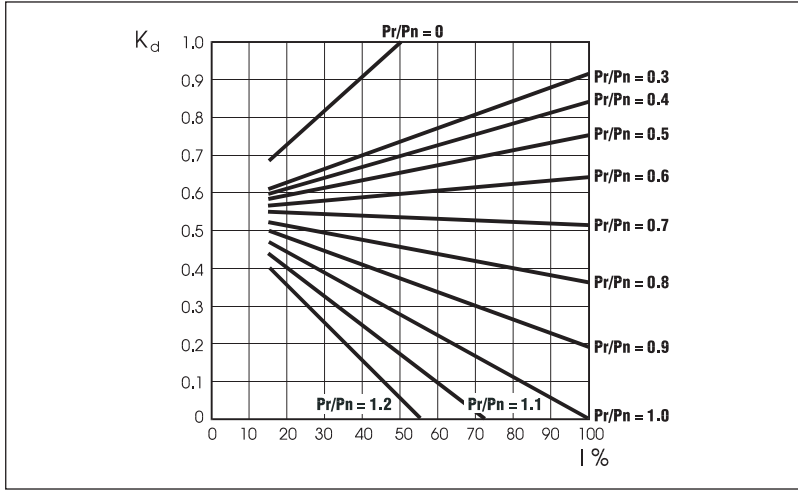
where:

$$K_J = \frac{J_m + J_c}{J_m} \quad \text{inertia factor}$$

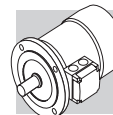
$$K_c = \frac{M_a - M_L}{M_a} \quad \text{torque factor}$$

$$K_d = \quad \text{load factor see table (F23)}$$

(F 23)



If actual starts per hour is within permitted value (Z) it may be worth checking that braking work is compatible with brake (thermal) capacity W_{max} also given in table (F30) and dependent on the number of switches (c/h).



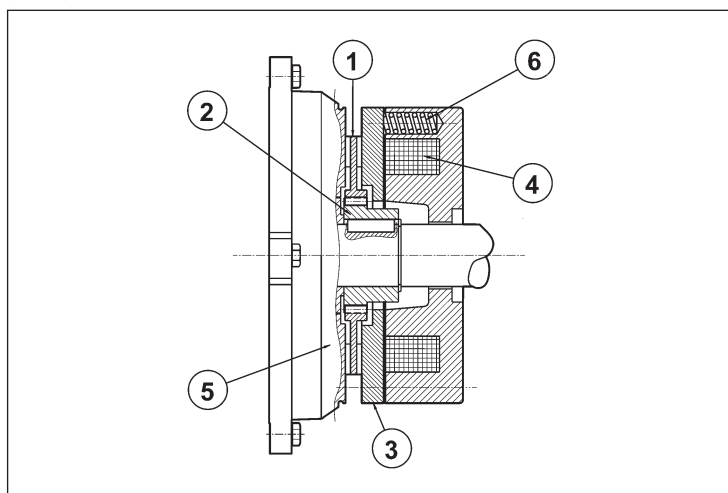
M5 ASYNCHRONOUS BRAKE MOTORS

M5.1 Operation

Versions with incorporated brake use spring-applied DC (FD, AFD option) or AC (FA, BA options) brakes.

All brakes are designed to provide fail-safe operation, meaning that they are applied by spring-action in the event of power failure.

(F 24)



Key:

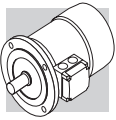
- ① brake disc
- ② disc carrier
- ③ pressure plate
- ④ brake coil
- ⑤ motor rear shield
- ⑥ brake springs

When voltage is interrupted, pressure springs push the armature plate against the brake disc. The disc becomes trapped between the armature plate and motor shield and stops the shaft from rotation.

When the coil is energized, a magnetic field strong enough to overcome spring action attracts the armature plate, so that the brake disc – which is integral with the motor shaft – is released.

M5.2 Most significant features

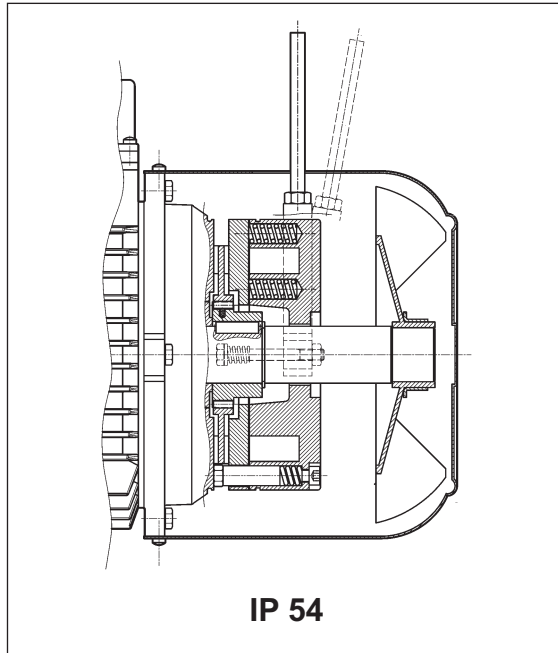
- High braking torques (normally $M_b \approx 2 M_n$), braking torque adjustment.
- Steel brake disc with double friction lining (low-wear, asbestos-free lining).
- Hexagonal seat on motor shaft fan end (N.D.E.) for manual rotation (not compatible with options PS, RC, TC, U1, U2, EN1, EN2, EN3, EN4, EN5, EN6).
- Manual release lever (options **R** and **RM** for BN/M_FD; option **R** for BN/M_FA).
- Manual mechanical release (option **R** for BN/M_AFD).
- Corrosion-proof treatment on all brake surfaces.
- Insulation class F.



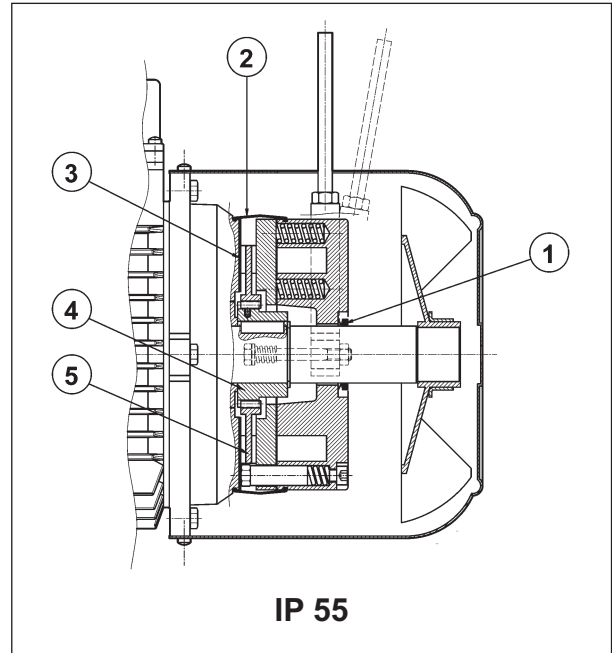
M6 DC BRAKE MOTORS TYPE BN_FD and M_FD

Frame sizes: BN 63 ... BN 200L / M05 ... M5

(F 25)



(F 26)



Direct current toroidal-coil electromagnetic brake bolted onto motor shield. Preloading springs provide axial positioning of magnet body.

Brake disc slides axially on steel hub shrunk onto motor shaft with anti-vibration device.

Brake torque factory setting is indicated in the corresponding motor rating charts. Braking torque may be modified by changing the type and/or number of springs.

At request, motors may be equipped with manual release lever with automatic return (**R**) or system for holding brake in the released position (**RM**).

See variant at paragraph "BRAKE RELEASE SYSTEMS" for available release lever locations.

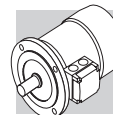
FD brakes ensure excellent dynamic performance with low noise. DC brake operating characteristics may be optimized to meet application requirements by choosing from the various rectifier/power supply and wiring connection options available.

For applications involving lifting and/or high hourly energy dissipation, contact Bonfiglioli's Technical Service.

M6.1 Degree of protection

Standard protection class is IP54.

Brake motor FD is also available in protection class **IP55**, which mandates the following variants:



- ① V-ring at N.D.E. of motor shaft
- ② dust and water-proof rubber boot
- ③ stainless steel ring placed between motor shield and brake disc
- ④ stainless steel hub
- ⑤ stainless steel brake disc

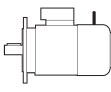

M6.2 FD brake power supply

A rectifier accommodated inside the terminal box feeds the DC brake coil. Wiring connection across rectifier and brake coil is performed at the factory.

On all single-pole motors, rectifier is connected to the motor terminal board.

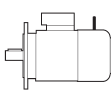


Rectifier standard power supply voltage V_B is as indicated in the following table, regardless of mains frequency:

(F 27)

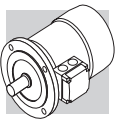
2, 4, 6 P				1 speed	
		BN_FD / M_FD $V_{mot} \pm 10\%$ 3 ~		brake connected to terminal board power supply	separate power supply
BN 63...BN 132	M05...M4LB	230/400 V – 50 Hz	$V_B \pm 10\%$ 1 ~		
BN 160...BN 200	M4LC...M5	400/690 V – 50 Hz	400 V	standard	specify V_B SA o V_B SD

Switch-pole motors feature a separate power supply line for the brake with rectifier input voltage V_B as indicated in the table below:

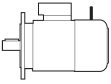
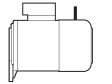

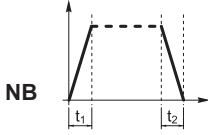
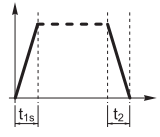
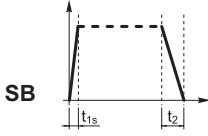
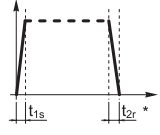
(F 28)

2/4, 2/6, 2/8, 2/12, 4/6, 4/8 P				2 speed	
		BN_FD / M_FD $V_{mot} \pm 10\%$ 3 ~		brake connected to terminal board power supply	separate power supply
BN 63...BN 132	M05...M4LB	400 V – 50 Hz	$V_B \pm 10\%$ 1 ~		
					specify V_B SA o V_B SD

The diode half-wave rectifier ($V_{DC} \approx 0,45 \times V_{AC}$) is available in versions **NB**, **SB**, **NBR** e **SBR**, as detailed in the table below:



(F 29)

  brake				
			standard	at request
BN 63	M05	FD 02	 NB	 SB
BN 71	M1	FD 03		
		FD 53		
BN 80	M2	FD 04		
BN 90S	—	FD 14		
BN 90L	—	FD 05		
BN 100	M3	FD 15	 SB	 SBR
—		FD 55		
BN 112	—	FD 06S		
BN 132...160MR	M4	FD 56		
BN 160L - BN 180M	M5	FD 06		
BN 180L - NM 200L	—	FD 07		

(*) $t_{2c} < t_{2r} < t_2$

Rectifier **SB** with electronic energizing control over-energizes the electromagnet upon power-up to cut brake release response time and then switches to normal half-wave operation once the brake has been released.

Use of the **SB** rectifier is mandatory in the event of:

- high number of operations per hour
- reduced brake release response time
- brake is exposed to extreme thermal stress

Rectifiers **NBR** or **SBR** are available for applications requiring quick brake release response.

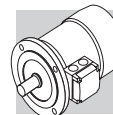
These rectifiers complement the **NB** and **SB** types as their electronic circuit incorporates a static switch that de-energizes the brake quickly in the event voltage is missing.

This arrangement ensures short brake release response time with no need for additional external wiring and contacts.

Optimum performance of rectifiers **NBR** and **SBR** is achieved with separate brake power supply. Available voltages: 230V \pm 10%, 400V \pm 10%, 50/60 Hz.

M6.3 FD brake technical specifications

The table below reports the technical specifications of DC brakes FD.



(F 30)

Brake	Brake torque M_b [Nm]			Release		Braking		W_{max} per brake operation			W	P
	springs			t_1	t_{1s}	t_2	t_{2c}	[J]				
	6	4	2	[ms]	[ms]	[ms]	[ms]	10 s/h	100 s/h	1000 s/h		
FD02	–	3.5	1.75	30	15	80	9	4500	1400	180	15	17
FD03	5	3.5	1.75	50	20	100	12	7000	1900	230	25	24
FD53	7.5	5	2.5	60	30	100	12					
FD04	15	10	5	80	35	140	15	10000	3100	350	30	33
FD14												
FD05	40	26	13	130	65	170	20	18000	4500	500	50	45
FD15	40	26	13	130	65	170	20					
FD55	55	37	18	–	65	170	20					
FD06S	60	40	20	–	80	220	25	20000	4800	550	70	55
FD56	–	75	37	–	90	250	20	29000	7400	800	80	65
FD06		100	50		100	250	20					
FD07	150	100	50	–	120	200	25	40000	9300	1000	130	65
FD08*	250	200	170	–	140	350	30	60000	14000	1500	230	100
FD09**	400	300	200	–	200	450	40	70000	15000	1700	230	120

* brake torque values obtained with 9, 7 and 6 springs, respectively

** brake torque values obtained with 12, 9 and 6 springs, respectively

t_1 = brake release time with half-wave rectifier
 t_{1s} = brake release time with over-energizing rectifier
 t_2 = brake engagement time with AC line interruption and separate power supply
 t_{2c} = brake engagement time with AC and DC line interruption – Values for t_1 , t_{1s} , t_2 , t_{2c} indicated in the tab. (F30) are referred to brake set at maximum torque, medium air gap and rated voltage
 W_{max} = max energy per brake operation
 W = braking energy between two successive air gap adjustments
 P_b = brake power absorption at 20 °C
 M_b = static braking torque ($\pm 15\%$)
s/h = starts per hour

The brake pad wear depends on the operating/ambient conditions (temperature, humidity, angular speed, specific pressure); Therefore the declared wear rate must be considered as indicative.

M6.4 FD brake connections

On standard single-pole motors, the rectifier is connected to the motor terminal board at the factory. For switch-pole motors and where a separate brake power supply is required, connection to rectifier must comply with brake voltage V_B stated in motor name plate.

Because the load is of the inductive type, brake control and DC line interruption must use contacts from the usage class AC-3 to IEC 60947-4-1.

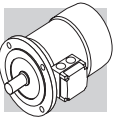


Table (F31) – Brake power supply from motor terminals and AC line interruption

Delayed stop time t_2 and function of motor time constants.

Mandatory when soft-start/stops are required.

Table (F32) – Brake coil with separate power supply and AC line interruption

Normal stop time independent of motor.

Achieved stop times t_2 are indicated in the table (F30).

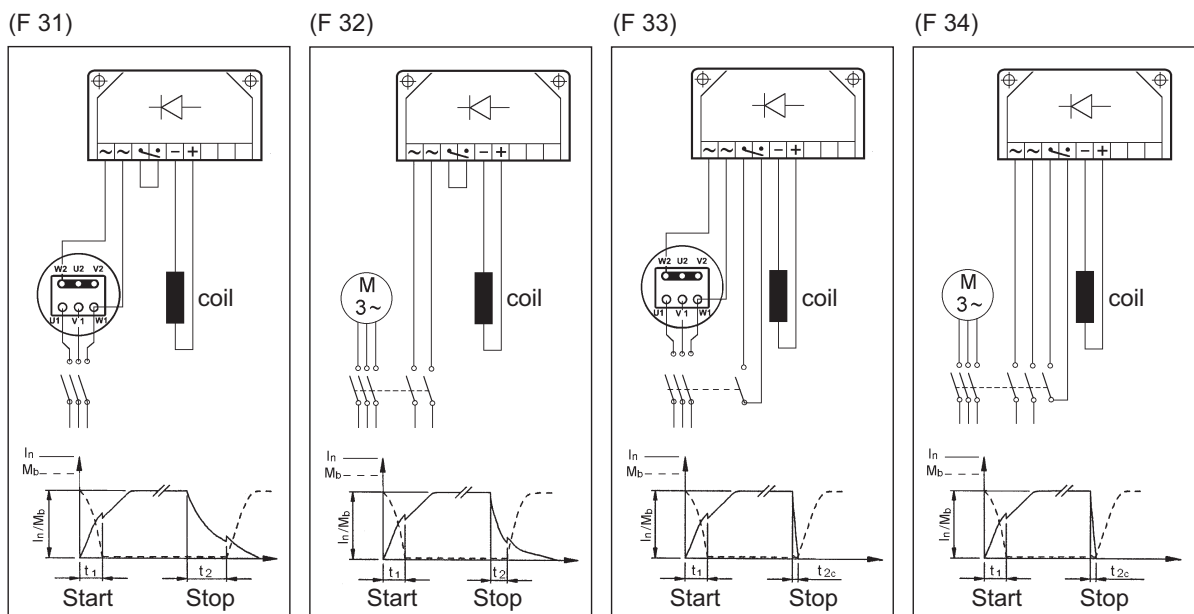
Table (F33) – Brake coil power supply from motor terminals and AC/DC line interruption.

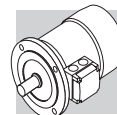
Quick stop with operation times t_{2c} as per table (F30).

Table (F34) – Brake coil with separate power supply and AC/DC line interruption.

Stop time decreases by values t_{2c} indicated in the table (F30).

Tables (F31) through (F34) show the typical connection diagrams for 400 V power supply, star-connected 230/400V motors and 230 V brake.

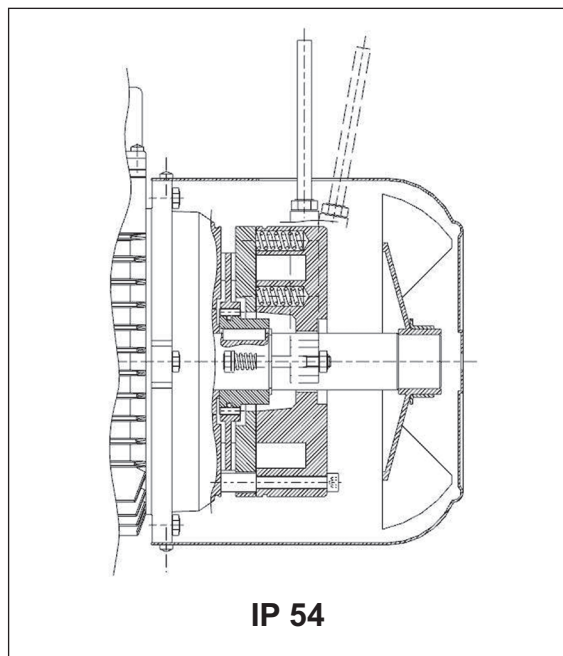




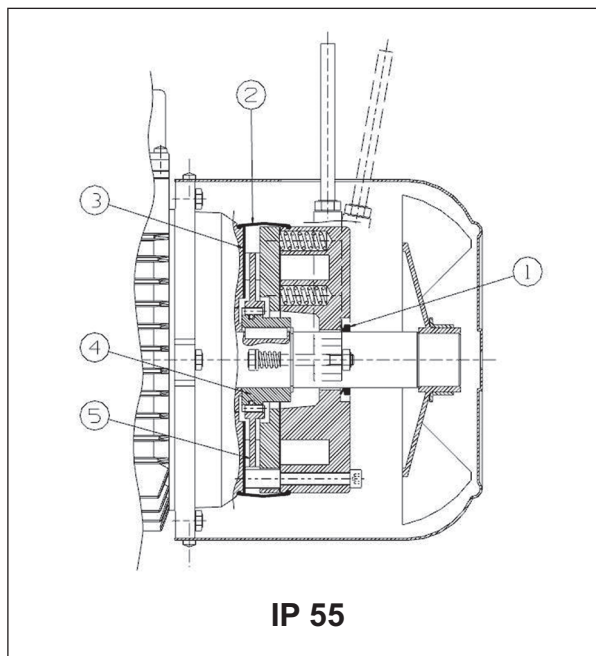
M7 DC BRAKE MOTORS TYPE BN_AFD and M_AFD

Frame sizes: BN 63 ... BN 200L / M05 ... M5

(F 35)



(F 36)



Maintenance free up to the maximum permissible wear of brake disc. The air gap of AFD brakes is preset and it does not have to be set

Direct current toroidal-coil electromagnetic brake bolted onto motor shield.

Brake disc slides axially on steel hub shrunk onto motor shaft with anti-vibration device.

Brake torque factory setting is indicated in the corresponding motor rating charts. Braking torque may be modified by changing the type and/or number of springs.

At request, motors may be equipped with manual release lever with automatic return (**R**) see variant at paragraph "BRAKE RELEASE SYSTEMS" for available release lever locations.

AFD brakes ensure excellent dynamic performance with low noise. DC brake operating characteristics may be optimized to meet application requirements by choosing from the various rectifier/power supply and wiring connection options available.

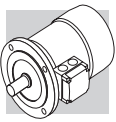
The AFD brake is recommended for applications in which it is used as a holding brake.

For applications involving lifting and/or high hourly energy dissipation, contact Bonfiglioli's Technical Service.

M7.1 Degree of protection

Standard protection class is IP54.

Brake motor AFD is also available in protection class **IP55**, which mandates the following variants:



- ① V-ring at N.D.E. of motor shaft
- ② dust and water-proof rubber boot
- ③ stainless steel ring placed between motor shield and brake disc
- ④ stainless steel hub
- ⑤ stainless steel brake disc

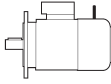

M7.2 AFD brake power supply

A rectifier accommodated inside the terminal box feeds the DC brake coil. Wiring connection across rectifier and brake coil is performed at the factory.

On all single-pole motors, rectifier is connected to the motor terminal board.

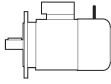


Rectifier standard power supply voltage V_B is as indicated in the following table, regardless of mains frequency:

(F 37)

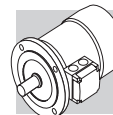
2, 4, 6 P				1 speed		
		BN_AFD / M_AFD $V_{mot} \pm 10\%$ 3 ~		$V_B \pm 10\%$ 1 ~	brake connected to terminal board power supply	separate power supply
BN 63...BN 132	M05...M4LB	230/400 V – 50 Hz	230 V	standard	standard	specify V_B SA o V_B SD
BN 160MR	M4LC	400/690 V – 50 Hz	400 V	standard	standard	specify V_B SA o V_B SD

Switch-pole motors feature a separate power supply line for the brake with rectifier input voltage V_B as indicated in the table below:

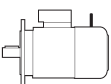
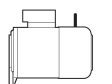

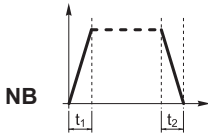
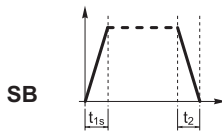
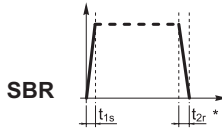
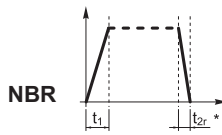
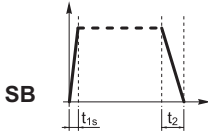
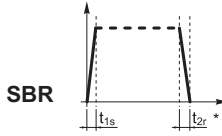
(F 38)

2/4, 2/6, 2/8, 2/12, 4/6, 4/8 P				2 speed		
		BN_AFD / M_AFD $V_{mot} \pm 10\%$ 3 ~		$V_B \pm 10\%$ 1 ~	brake connected to terminal board power supply	separate power supply
BN 63...BN 132	M05...M4LB	400 V – 50 Hz	230 V		standard	specify V_B SA o V_B SD

The diode half-wave rectifier ($V_{DC} \approx 0,45 \times V_{AC}$) is available in versions **NB**, **SB**, **NBR** e **SBR**, as detailed in the table below:



(F 39)

				brake			
				standard	at request		
BN 63	M05	AFD 02					
BN 71	M1	AFD 03					
BN 80	M2	AFD 04					
BN 90S	—	AFD 14					
BN 90L	—	AFD 05					
BN 100	M3	AFD 15					
BN 112	—	AFD 06S					
BN 132...160MR	M4	AFD 06					
		AFD 07					

(*) $t_{2c} < t_{2r} < t_2$

Rectifier **SB** with electronic energizing control over-energizes the electromagnet upon power-up to cut brake release response time and then switches to normal half-wave operation once the brake has been released.

Use of the **SB** rectifier is mandatory in the event of:

- high number of operations per hour
- reduced brake release response time
- brake is exposed to extreme thermal stress

Rectifiers **NBR** or **SBR** are available for applications requiring quick brake release response.

These rectifiers complement the **NB** and **SB** types as their electronic circuit incorporates a static switch that de-energizes the brake quickly in the event voltage is missing.

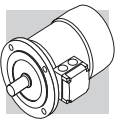
This arrangement ensures short brake release response time with no need for additional external wiring and contacts.

Optimum performance of rectifiers **NBR** and **SBR** is achieved with separate brake power supply.

Versions available: 230 V ac $\pm 10\%$, 400 V ac $\pm 10\%$, 50/60 Hz (with power supply); 100 V dc $\pm 10\%$, 180 V dc $\pm 10\%$ (with SD option).

M7.3 AFD brake technical specifications

The table below reports the technical specifications of DC brakes AFD.



(F 40)

Brake	Brake torque M_b [Nm]			Release		Braking		W_{max} per brake operation			W [MJ]	P [W]
	springs			t_1	t_{1s}	t_2	t_{2c}	[J]				
	6	4	2	[ms]	[ms]	[ms]	[ms]	10 s/h	100 s/h	1000 s/h		
AFD 02	—	3.5	1.75	40	20	110	112	4500	1400	180	40	13
AFD 03	7.5	5	2.5	80	35	140	15	7000	1900	230	60	17
AFD 04	15	10	5	120	55	180	20	10000	3100	350	75	23
AFD 14												
AFD 05	40	26	13	200	85	250	30	18000	4500	500	125	32
AFD 15												
AFD 06S	60	40	20	—	110	280	35	20000	4800	550	175	40
AFD 06	100	75(*) / 62(*)	37	—	130	330	45	29000	7400	800	200	45
AFD 07	150	100	50	—	170	400	50	40000	9300	1000	320	50

(*) depending on the type of springs

- t_1 = brake release time with half-wave rectifier
- t_{1s} = brake release time with over-energizing rectifier
- t_2 = brake engagement time with AC line interruption and separate power supply
- t_{2c} = brake engagement time with AC and DC line interruption – Values for t_1 , t_{1s} , t_2 , t_{2c} indicated in the tab. (F30) are referred to brake set at maximum torque, medium air gap and rated voltage
- W_{max} = max energy per brake operation
- W = dissipatable braking energy before replacement of brake disc
- P_b = brake power absorption at 20 °C
- M_b = static braking torque ($\pm 15\%$)
- s/h = starts per hour

The brake pad wear depends on the operating/ambient conditions (temperature, humidity, angular speed, specific pressure); Therefore the declared wear rate must be considered as indicative.

M7.4 AFD brake connections

On standard single-pole motors, the rectifier is connected to the motor terminal board at the factory. For switch-pole motors and where a separate brake power supply is required, connection to rectifier must comply with brake voltage VB stated in motor name plate.

Because the load is of the inductive type, brake control and DC line interruption must use contacts from the usage class AC-3 to IEC 60947-4-1.

Table (F41) – Brake power supply from motor terminals and AC line interruption

Delayed stop time t_2 and function of motor time constants.

Mandatory when soft-start/stops are required.

Table (F42) – Brake coil with separate power supply and AC line interruption

Normal stop time independent of motor.

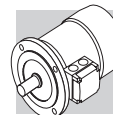
Achieved stop times t_2 are indicated in the table (F40).

Table (F43) – Brake coil power supply from motor terminals and AC/DC line interruption.

Quick stop with operation times t_{2c} as per table (F40).

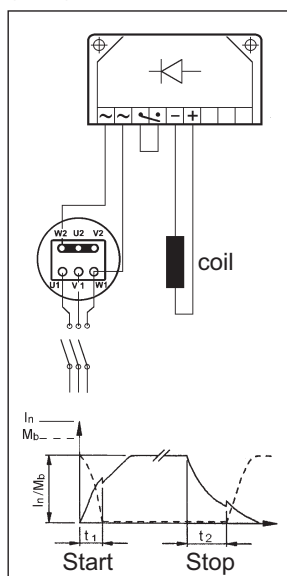
Table (F44) – Brake coil with separate power supply and AC/DC line interruption.

Stop time decreases by values t_{2c} indicated in the table (F40).

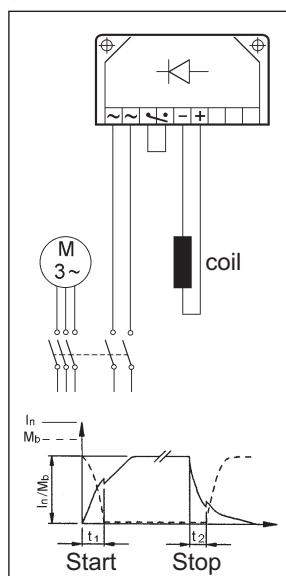


Tables (F41) through (F44) show the typical connection diagrams for 400 V power supply, star-connected 230/400V motors and 230 V brake.

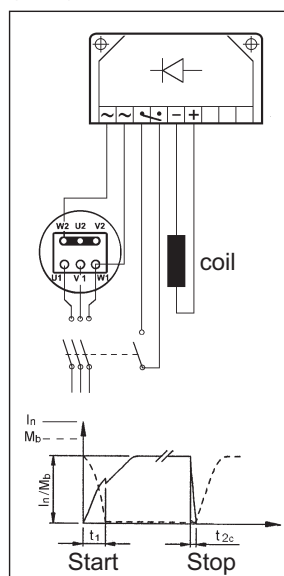
(F 41)



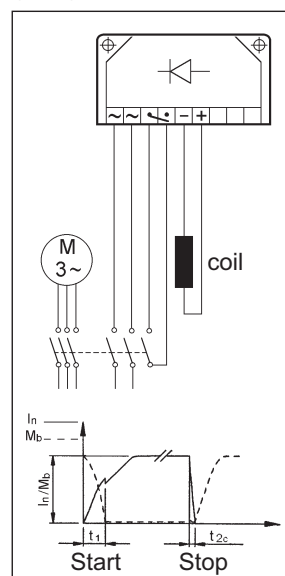
(F 42)

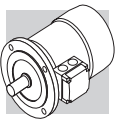


(F 43)



(F 44)

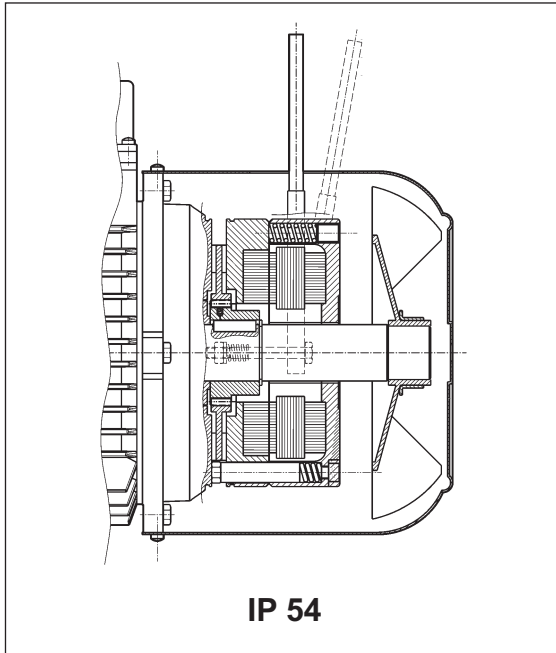




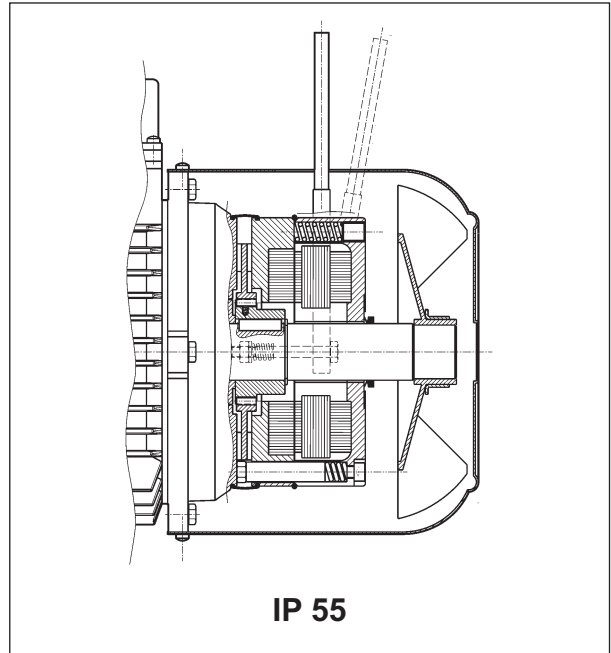
M8 AC BRAKE MOTORS TYPE BN_FA and M_FA

Frame sizes: BN 63 ... BN 180M / M05 ... M5

(F 45)



(F 46)



Electromagnetic brake operates from three-phase **alternated current** power supply and is bolted onto conveyor shield. Preloading springs provide axial positioning of magnet body.

Steel brake disc slides axially on steel hub shrunk onto motor shaft with anti-vibration device.

Brake torque factory setting is indicated in the corresponding motor rating charts.

Spring preloading screws provide stepless braking torque adjustment.

Torque adjustment range is $30\% M_{bMAX} < M_b < M_{bMAX}$ (where M_{bMAX} is maximum braking torque as shown in tab. (F48).

Thanks to their high dynamic characteristics, FA brakes are ideal for heavy-duty applications as well as applications requiring frequent stop/starts and very fast response time.

Motors may be equipped with manual release lever with automatic return (**R**) at request. See variant at paragraph "BRAKE RELEASE SYSTEMS" for available release lever locations.

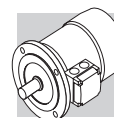
For applications involving lifting and/or high hourly energy dissipation, contact Bonfiglioli's Technical Service.

M8.1 Degree of protection

Standard protection class is IP54.

Brake motor BN_FA is also available in protection class **IP55**, which mandates the following variants:

- V-ring at N.D.E. of motor shaft
- rubber protection sleeve
- O-ring



M8.2 FA brake power supply

In single speed motors, power supply is brought to the brake coil direct from the motor terminal box. As a result, brake voltage and motor voltage are the same. In this case, brake voltage indication may be omitted in the designation.

Switch-pole motors and motors with separate brake power supply feature an auxiliary terminal board with 6 terminals for connection to brake line. In both cases, brake voltage indication in the designation is mandatory.

The following table reports standard AC brake power supply ratings for single- and switch-pole motors:

(F 47)

single-pole motor	BN 63...BN 132	BN 160...BN 180
	M05...M4LB	M4LC...M5
	230Δ / 400Y V ±10% – 50 Hz	400Δ/ 690Y V ±10% – 50 Hz
	265Δ / 460Y ±10% - 60 Hz	460Y – 60 Hz
switch-pole motors (separate power supply line)	BN 63...BN 132	
	M05...M4	
	230Δ / 400Y V ±10% – 50 Hz	
	460Y - 60 Hz	

Unless otherwise specified, standard brake power supply is 230Δ /400Y V - 50 Hz.

Special voltages in the 24...690 V, 50-60 Hz range are available at request.

M8.3 Technical specifications of FA brakes

(F 48)

Brake	Brake torque M_b [Nm]	Release t_1 [ms]	Braking t_2 [ms]	W_{max} [J]			W [MJ]	P [VA]
				10 s/h	100 s/h	1000 s/h		
FA 02	3.5	4	20	4500	1400	180	15	60
FA 03	7.5	4	40	7000	1900	230	25	80
FA 04	15	6	60	10000	3100	350	30	110
FA 14								
FA 05	40	8	90	18000	4500	500	50	250
FA 15								
FA 06S	60	16	120	20000	4800	550	70	470
FA 06	75	16	140	29000	7400	800	80	550
FA 07	150	16	180	40000	9300	1000	130	600
FA 08	250	20	200	60000	14000	1500	230	1200

M_b = max static braking torque (±15%)

t_1 = brake release time

t_2 = brake engagement time

W_{max} = max energy per brake operation (brake thermal capacity)

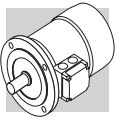
W = braking energy between two successive air gap adjustments

P_b = power drawn by brake at 20° (50 Hz)

s/h = starts per hour

NOTE

Values t_1 and t_2 in the table refer to a brake set at rated torque, medium air gap and rated voltage.

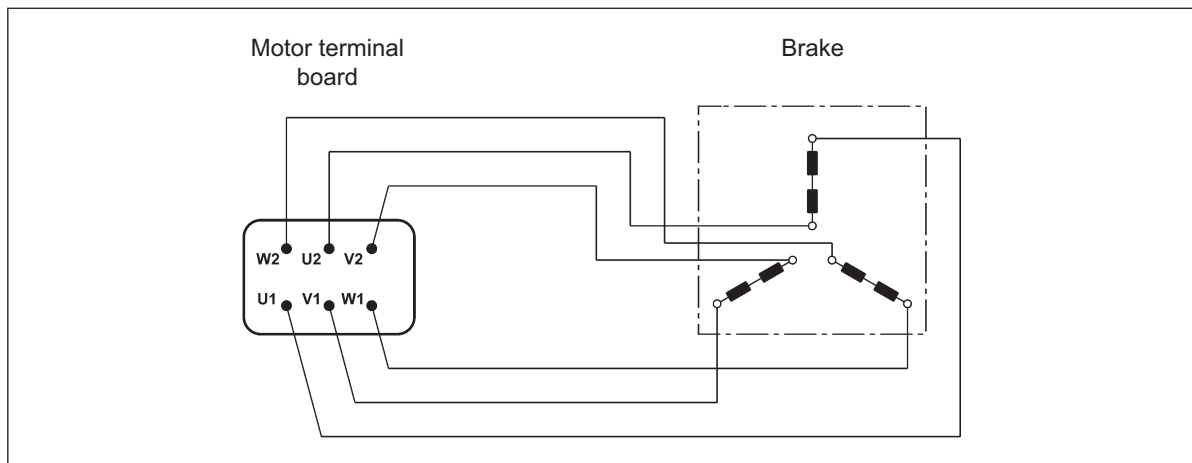


The brake pad wear depends on the operating/ambient conditions (temperature, humidity, angular speed, specific pressure); Therefore the declared wear rate must be considered as indicative.

M8.4 FA brake connections

The diagram (F49) shows the wiring when brake is connected directly to same power supply of the motor:

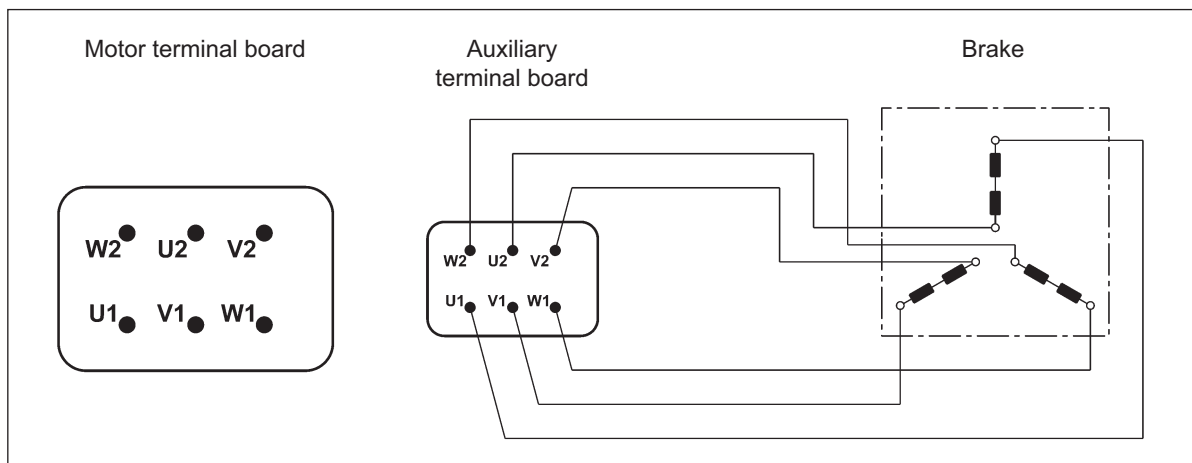
(F 49)

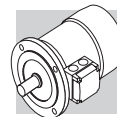


Switch-pole motors and, at request, single-pole motors with separate power supply are equipped with an auxiliary terminal board with 6 terminals for brake connection.

In this version, motors feature a larger terminal box. See diagram (F50):

(F 50)

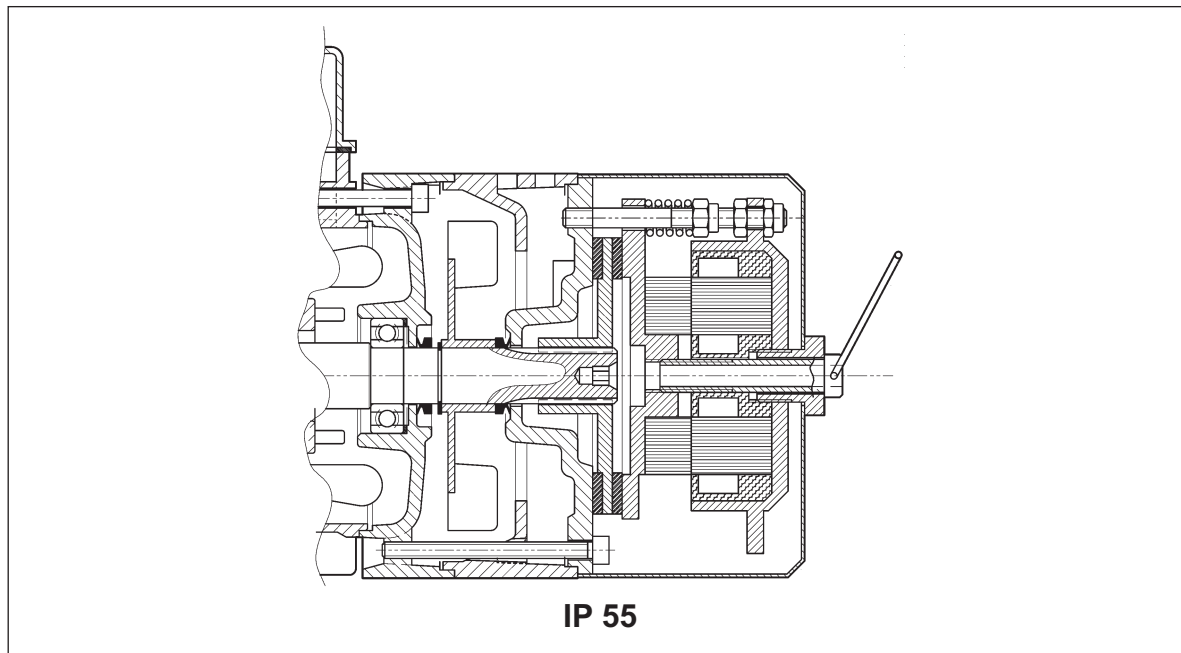




M9 AC BRAKE MOTORS TYPE BN_BA

Frame sizes: BN 63 ... BN 132M

(F 51)



Electromagnetic brake operates from three-phase **alternated current** power supply and is bolted onto conveyor shield.

Steel brake disc slides axially on splined motor shaft (steel drive hub is shrunk onto shaft on frame size 244).

Factory setting is maximum brake torque.

Step less braking torque adjustment by screws which compress the brake springs. Allowed adjustment range is $30\% M_{bMAX} < M_b < M_{bMAX}$ (where M_{bMAX} is maximum braking torque as shown in tab. (F53).

Motors are supplied complete with manual brake release screw as standard. Screw may be locked in the release position to allow for motor shaft rotation.

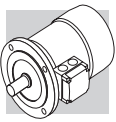
The brake release screw must be removed after use to ensure proper brake operation and avoid potentially dangerous conditions.

In addition to the high dynamic characteristics typical of AC brakes, a sturdy design and increased braking energy make the BA brake ideal for heavy-duty applications as well as applications requiring frequent stop/starts and very fast response time.

For applications involving lifting and/or high hourly energy dissipation, contact Bonfiglioli's Technical Service.

M9.1 Protection class

Only available in protection class IP55.



M9.2 A brake power supply

In single speed motors, power supply is brought to the brake coil direct from the motor terminal box. As a result, brake voltage and motor voltage are the same. In this case, brake voltage indication may be omitted in the designation.

Switch-pole motors and motors with separate brake power supply feature an auxiliary terminal board with 6 terminals for connection to brake line. In both cases, brake voltage indication in the designation is mandatory.

The following table reports standard AC brake power supply ratings for single- and switch-pole motors:

(F 52)

single-pole motor	BN 63 ... BN 132
	230Δ / 400Y V ±10% – 50 Hz
	265Δ / 460Y ±10% - 60 Hz
switch-pole motors (separate power supply line)	BN 63 ... BN 132
	230Δ / 400Y V ±10% – 50 Hz
	460Y - 60 Hz

Unless otherwise specified, standard brake power supply is 230Δ /400Y V - 50 Hz.

Special voltages in the 24...690 V, 50-60 Hz range are available at request.

M9.3 BA brake technical specifications

The table below reports the technical specifications for AC brakes type BA.

(F 53)

Brake	Brake torque M_b [Nm]	Release t_1 [ms]	Braking t_2 [ms]	W_{max} [J]			W [MJ]	P_B [VA]
				10 s/h	100 s/h	1000 s/h		
BA 60	5	5	20	4000	1500	180	30	60
BA 70	8	6	25	7000	2700	300	60	75
BA 80	18	6	25	10000	3100	350	80	110
BA 90	35	8	35	13000	3600	400	88	185
BA 100	50	8	35	18000	4500	500	112	225
BA 110	75	8	35	28000	6800	750	132	270
BA 140	150	15	60	60000	14000	1500	240	530

M_b = max static braking torque (±15%)

t_1 = brake release time

t_2 = brake engagement time

W_{max} = max energy per brake operation (brake thermal capacity)

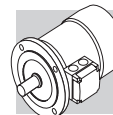
W = braking energy between two successive air gap adjustments

P_b = power drawn by brake at 20° (50 Hz)

s/h = starts per hour

NOTE

Values t_1 and t_2 in the table refer to a brake set at rated torque, medium air gap and rated voltage.

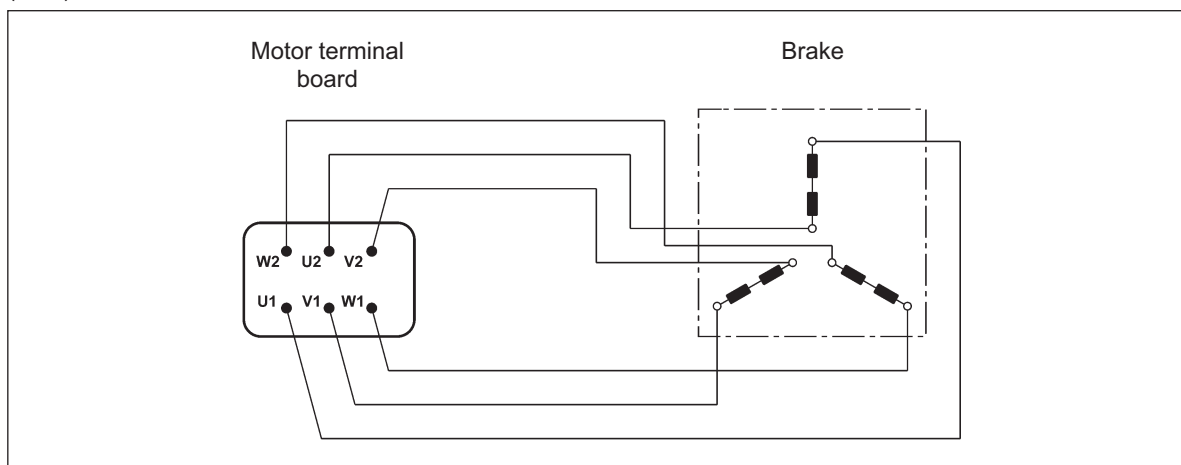


The brake pad wear depends on the operating/ambient conditions (temperature, humidity, angular speed, specific pressure); Therefore the declared wear rate must be considered as indicative.

M9.4 BA brake connections

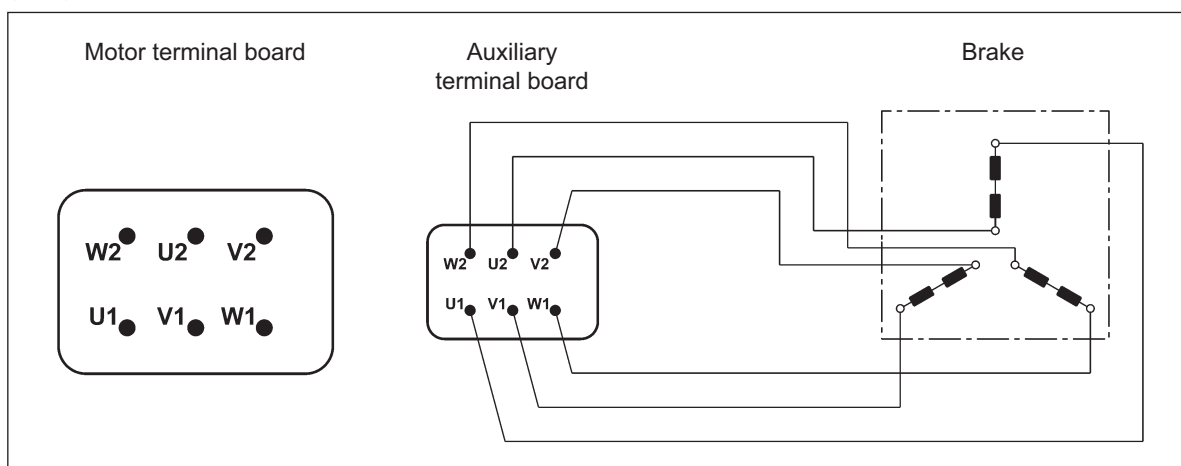
The diagram (F54) shows the required connections to terminal box when brake is to be connected directly to motor power supply:

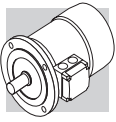
(F 54)



Switch-pole motors and, at request, single-pole motors with separate power supply line are equipped with an auxiliary terminal board with 6 terminals for brake connection. In this version, motors feature a larger terminal box. See diagram (F55):

(F 55)



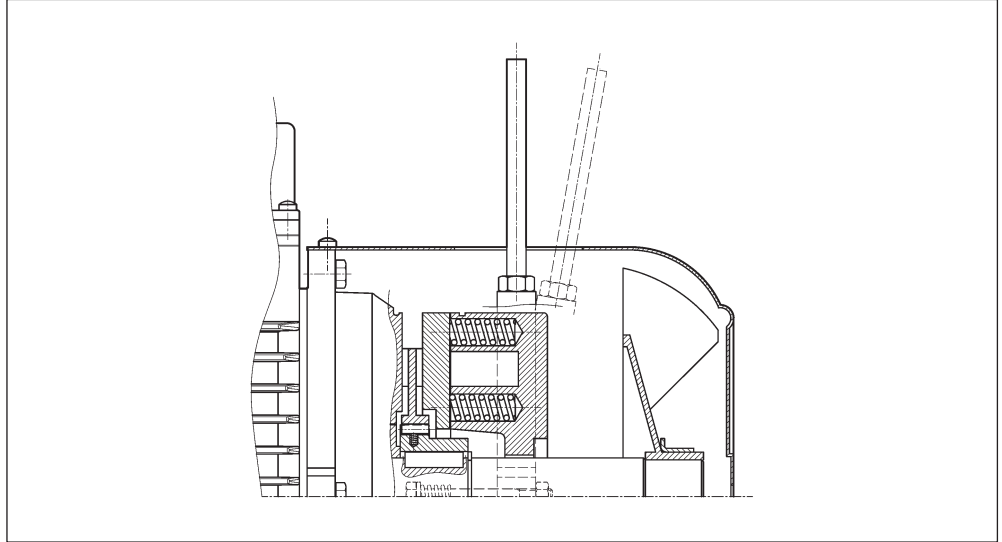


M10 BRAKE RELEASE SYSTEMS

Spring-applied brakes type FD, AFD and FA may be equipped with optional manual release devices. These are typically used for manually releasing the brake before servicing any machine or plant parts operated by the motor.

R

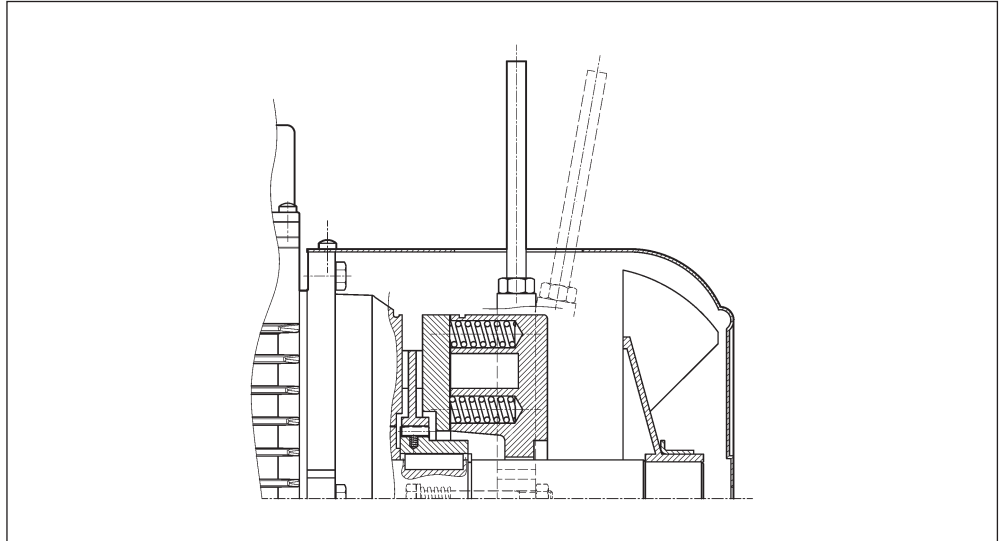
(F 56)



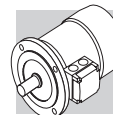
A return spring brings the release lever back in the original position.

RM

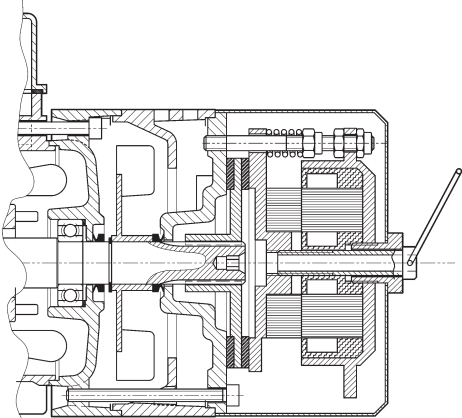
(F 57)



On motors type BN_FD, if the option RM is specified, the release device may be locked in the "release" position by tightening the lever until its end becomes engaged with a brake housing projection. The availability for the various disengagement devices is charted here below:



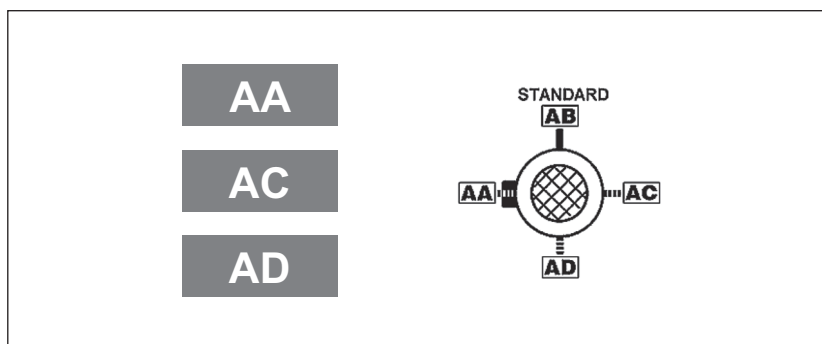
(F 58)

	R	RM
BN_FD	BN 63...BN 200	2p 63A2 ≤ H ≤ 132M2 4p 63A4 ≤ H ≤ 132MA4 6p 63A6 ≤ H ≤ 132MA6
BN_AFD	BN 63...BN 160MR	⊖
M_FD	M 05...M 5	M 05...M 4LA
M_AFD	M 05...M 4LC	⊖
BN_FA	BN 63...BN 180M	⊖
M_FA	M 05...M 5	
BN_BA		

M10.1 Release lever orientation

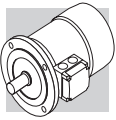
Unless otherwise specified, the release lever is located 90° away from the terminal box – identified by letters [AB] in the diagram below – in a clockwise direction on both options **R** and **RM**. Alternative lever positions [AA], [AC] and [AD] are also possible when the corresponding option is specified:

(F 59)





M10.2 Fly-wheel data (F1)

The table below shows values of weight and inertia of flywheel (option F1). Overall dimensions of motors remain unchanged.



(F 60)

Main data for flywheel of motore type: BN_FD, BN_AFD, M_FD, M_AFD			
		Fly-wheel weight [Kg]	Fly-wheel inertia [Kgm ²]
BN 63	M05	0.69	0.00063
BN 71	M1	1.13	0.00135
BN 80	M2	1.67	0.00270
BN 90 S - BN 90 L	–	2.51	0.00530
BN 100	M3	3.48	0.00840
BN 112	–	4.82	0.01483
BN 132 S - BN 132 M	M4	6.19	0.02580

M11 OPTIONS

M11.1 Thermal protective devices

In addition to the standard protection provided by the magneto-thermal device, motors can be supplied with built-in thermal probes to protect the winding against overheating caused, by insufficient ventilation or by an intermittent duty.

This additional protection should always be specified for servoven-tilated motors (IC416).

M11.2 Thermistors

E3

These are semi-conductors having rapid resistance variation when they are close to the rated switch off temperature (150 °C).

Variations of the $R = f(T)$ characteristic are specified under DIN 44081, IEC 34-11 Standards.

Positive temperature coefficient thermistors are normally used (also known as PTC “cold conductor resistors”).

Thermistors cannot control relays directly and must be connected to a suitable disconnect device.

Thus protected, three PTCs connected in series are installed in the winding, the terminals of which are located on the auxiliary terminal-board.

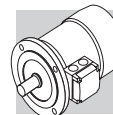
K1

The design characteristics of this sub-group of PTC thermistors allow them to be used as positive temperature coefficient sensors with variable resistance.

Functioning temperature range: 0°C ... +260°C.

Thermistors cannot control relays directly and must be connected to a suitable disconnect device.

Terminals (polarised) for 1 x KTY 84-130 are provided on an auxiliary terminal strip.



M11.3 Bimetallic thermostates

D3

These types of protective devices house a bimetal disk. When the rated switch off temperature (150 °C) is reached, the disk switches the contacts from their initial rest position.

As temperature falls, the disk and the contacts automatically return to rest position.

Three bimetallic thermostates connected in series are usually employed, with normally closed contacts. The terminals are located on an auxiliary terminal-board.

M11.4 Plug connector

CON

Three types of connectors (CON 1, CON 2, CON 3) are provided; they can be mounted in two different positions: right side of terminal box cover (C1D, C2D, C3D); left side of terminal box cover (C1S, C2S, C3S).

The option CON is applicable to single speed BN and M motors (2, 4, 6, 8 poles), and it is not applicable to switch-pole motors. More details about the motor sizes are available in the next table.

The connectors CON 1 / CON 2 are available for BN and M motors without brake and for BN and M brakemotors equipped with DC brake type FD or AFD, for the motor sizes listed below.

The male connector (with pins) is mounted on the motor, the female connector is not provided.

With CON option, the winding connection is always Y.

With option U1 "forced ventilation", the fan unit supply is available inside the separate terminal box fixed to fan cover.

With options EN1...EN6, the encoder connection is made by a cable not connected to the motor plug connector.

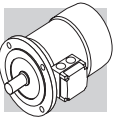
The CON option is not applicable to brakemotors equipped with AC brake type FA or BA.

The CON option is not available when at least one of the next options are selected: the U2, CUS, IC.

Specifications

(F 61)

Option	CON 1
Motor size	BN63...BN112 / M05...M3
Connector view	
Type of connector	Harting Han 10ES
Housing	Han EMC 10B with 2 levers
Numbers of pins - nominal current	10 x 16A
Voltage	500 Vac
Contact connection	Screw terminals



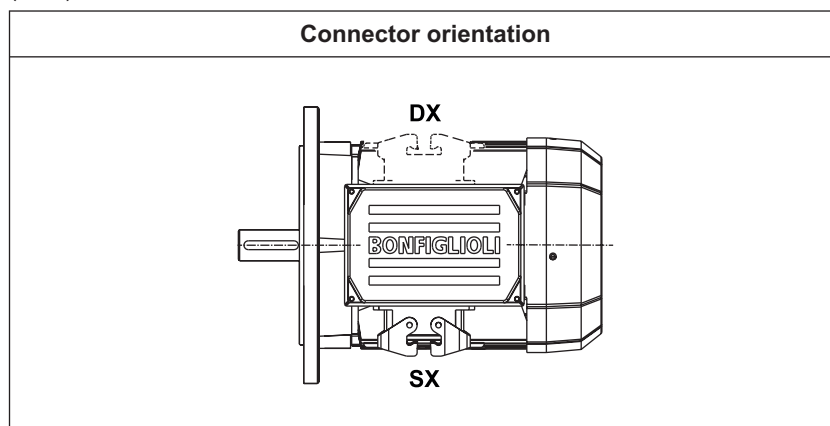
(F 62)

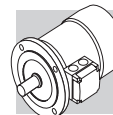
Option	CON 2
Motor size	BN63...BN160MR / M05...M4LC
Connector view	
Type of connector	Harting Han Modular
Housing	Han EMC 10B with 2 levers
Module type	Module C + Empty module + Module E
Numbers of pins - nominal current	3 x 36A / 6 x 16A
Voltage	500 Vac
Contact connection	Crimping contacts

(F 63)

Option	CON 3
Motor size	BN63...BN160MR / M05...M4LC
Connector view	
Type of connector	Harting Han Modular
Housing	Han EMC 10B with 2 levers
Module type	Module C + Module E + Module E
Numbers of pins - nominal current	3 x 36A / 6 + 6 x 16A
Voltage	500 Vac
Contact connection	Crimping contacts

(F 64)





(F 65)

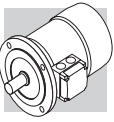
Motors without brake dimensions						
		AD (mm)	AF (mm)	AH (mm)	LL (mm)	V ^(*) (mm)
BN63	M05	136	110	45	165	4.5
BN71	M1	149	110	45	165	15.5
BN80	M2	160	110	45	165	16.5
BN90	—	162	110	45	165	31.5
BN100	M3	171	110	45	165	37.5
BN112	—	186	110	45	165	39
BN132	M4	210	140	45	188	45.5
BN160MR	—	210	140	45	188	161

(*) Dimension valid only for motors BN.

(F 66)

Motors with FD brake dimensions						
		AD (mm)	AF (mm)	AH (mm)	LL (mm)	V ^(*) (mm)
BN63	M05	136	110	45	165	4.5
BN71	M1	149	110	45	165	1.5
BN80	M2	160	110	45	165	18.5
BN90	—	162	110	45	165	39.5
BN100	M3	171	110	45	165	63.5
BN112	—	186	110	45	165	75
BN132	M4	210	140	45	188	122
BN160MR	—	210	140	45	188	161

(*) Dimension valid only for motors BN.



M11.5 Control of brake operation

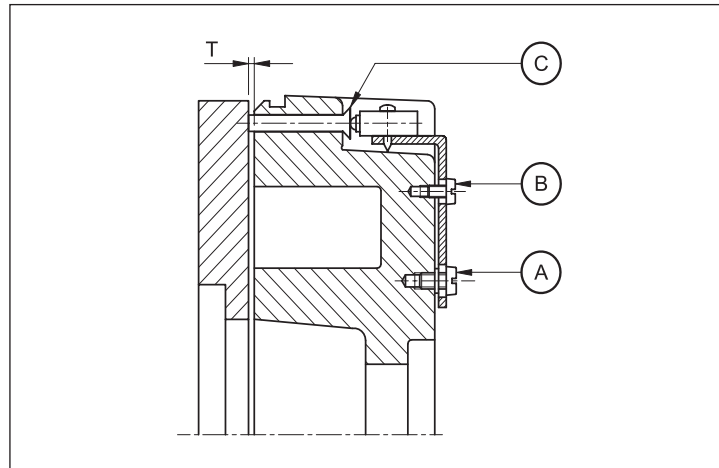
MSW

The microswitch can be set in order to obtain from it a signal related to the attraction/release of anchor plate, or it can be set in order to give feedback when the air gap reaches the maximum value.

MSW option is available for brakes FD03...FD09 and AFD03...AFD07.

The microswitch is provided with three lead wires (NC, NO, COM). The next figure shown the main components of the brake equipped with microswitch.

(F 67)



- A: Plate fixing screws
- B: Setting screws
- C: Actuator control pin

M11.6 Additional cable entry for brakemotors

IC

The terminal box cover of brakemotors BN63...BN160MR / M05...M4 is provided with two additional cable entry M16 x 1.5 (one cable entry per side).

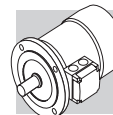
The terminal box cover of brakemotors BN160...BN200 / M5 is provided with an additional cable entry M16 x 1.5 next to the cable entry used for the brake.

M11.7 Anti-condensation heaters



H1

Where an application involves high humidity or extreme temperature fluctuation, motors may be equipped with an anti-condensate heater.

A single-phase power supply is available in the auxiliary terminal board inside the main terminal box. Values for the absorbed power are listed here below:



(F 68)

			H1
			1~ 230V ± 10% P [W]
BN 56...BN 80		M0...M2	10
BN 90...BN 160MR		M3 - M4	25
BN 160M...BN 180M		M5	50
BN 180L...BN 200L		—	50

Warning!

Always remove power supply to the anti-condensante heater before operating the motor.

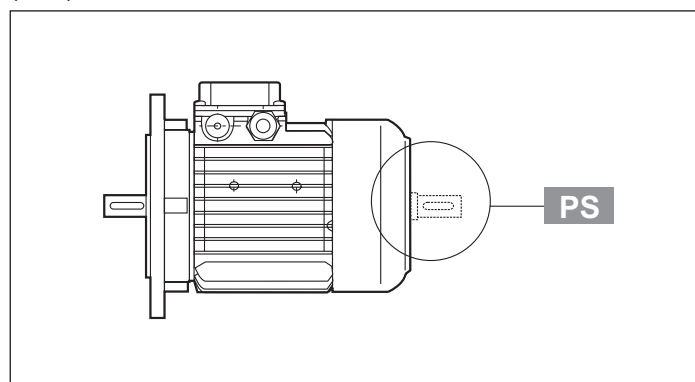
M11.8 Second shaft extension

PS

This option is not compatible with variants RC, TC, U1, U2, EN1, EN2, EN3, EN4, EN5, EN6 – and is not feasible on motors equipped with BA brake.

For shaft dimensions please see motor dimensions tables.

(F 69)



M11.9 Backstop device

AL

AR

For applications where backdriving must be avoided, motors equipped with an anti run-back device can be used (available for the M series only).

While allowing rotation in the direction required, this device operates instantaneously in case of a power failure, preventing the shaft from running back.

The anti run-back device is life lubricated with special grease for this specific application.

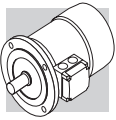
When ordering, customers should indicate the required rotation direction, AL or AR.

Never use the anti run-back device to prevent reverse rotation caused by faulty electrical connection.


Table (F70) shows rated and maximum locking torques for the anti run-back devices.

A diagram of the device can be seen in Table (F71). Overall dimensis are same as the corresponding brake motor.

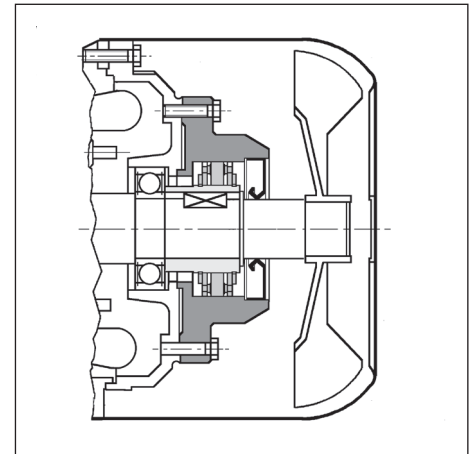
The direction of free rotation is described in the “MOTOR OPTIONS” section of specifically dedicated sections to gear units.



(F 70)

	Rated locking torque	Max. locking torque	Release speed
	[Nm]	[Nm]	[min ⁻¹]
M1	6	10	750
M2	16	27	650
M3	54	92	520
M4	110	205	430

(F 71)



M11.10 Ventilation

Motors are cooled through outer air blow (IC 411 according to CEI EN 60034-6) and are equipped with a plastic radial fan, which operates in both directions.

Ensure that fan cover is installed at a suitable distance from the closest wall so to allow air circulation and servicing of motor and brake, if fitted.



On request, motors can be supplied with independently power-supplied forced ventilation system starting from BN 71 or M1 size.

Motor is cooled by an axial fan with independent power supply and fitted on the fan cover (IC 416 cooling system).

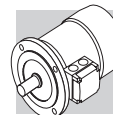
This version is used in case of motor driven by inverter so that steady torque operation is possible even at low speed or when high starting frequencies are needed.

Brake motors of BN_BA type and all motors with rear shaft projection (PS option) are excluded.



(F 72)

		Power supply			
		V a.c. ± 10%	Hz	P [W]	I [A]
BN 71	M1	1~ 230	50 / 60	22	0.12
BN 80	M2			22	0.12
BN 90	—			40	0.30
BN 100 (*)	M3			50	0.25
BN 112	—			50	0.26 / 0.15
BN 132S	M4S	3~ 230 Δ / 400Y	50	110	0.38 / 0.22
BN 132M...BN 160MR	M4L			180	1.25 / 0.72
BN 160...BN 180M	M5				

This variant has two different models, called **U1** and **U2**, having the same longitudinal size. Longer side of fan cover (**DL**) is specified for both models in the table below. Overall dimension can be reckoned from motor size table.



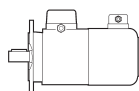
(F 73)

Extra length for servoventilated motors			
		ΔL_1	ΔL_2
BN 71	M1	93	32
BN 80	M2	127	55
BN 90	—	131	48
BN 100	M3	119	28
BN 112	—	130	31
BN 132S	M4S	161	51
BN 132M	M4L	161	51

ΔL_1 = extra length to LB value of corresponding standard motor

ΔL_2 = extra length to LB value of corresponding brake motor

U1

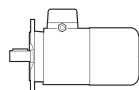


Fan wiring terminals are housed in a separate terminal box.

In brake motors of size BN 71...BN 160MR, with **U1** model, the release lever cannot be positioned to AA.

The option is not applicable to motors compliant with the CSA and UL norms (option CUS).



U2



Fan terminals are wired in the motor terminal box.

The **U2** option does not apply to motors BN 160 through BN 200L, with the only exception of motor BN 160MR for which the option is available instead and to motors with option CUS (compliant to norms CSA and UL).

(F 74)

(*)			V a.c. $\pm 10\%$	Hz	P [W]	I [A]
	BN 100_U2	M3	3~ 230 Δ / 400Y	50 / 60	40	0.12 / 0.09

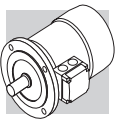
M11.11 Rain canopy

RC



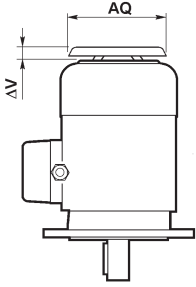
The rain canopy protects the motor from dripping and avoids the ingress of solid bodies. It is recommended when motor is installed in a vertical position with the shaft downwards.

Relevant dimensions are indicated in the table below.

The drip cover is not compatible with variants PS, EN1, EN2, EN3, EN4, EN5, EN6 and will not fit motors equipped with a BA brake.



(F 75)

		AQ	ΔV	
BN 63	M05	118	24	
BN 71	M1	134	27	
BN 80	M2	152	25	
BN 90	—	168	30	
BN 100	M3	190	28	
BN 112	—	211	32	
BN 132...BN 160MR	M4	254	32	
BN 160M...BN 180M	M5	302	36	
BN 180L...BN 200L	—	340	36	

M11.12 Textile canopy

TC

Option TC is a cover variant for textile industry environments, where lint may obstruct the fan grid and prevent a regular flow of cooling air.

This option is not compatible with variants EN1, EN2, EN3, EN4, EN5, EN6 and will not fit motors equipped with a BA brake.

Overall dimensions are the same as drip cover type RC.

M11.13 Feedback units

Motors may be combined with three different types of encoders to achieve feedback circuits. Configurations with double-extended shaft (PS) and rain canopy (RC, TC) are not compatible with encoder installation.

Also not compatible are motors equipped with a.c. brakes, type BA.

EN1

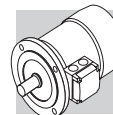
Incremental encoder, $V_{IN} = 5\text{ V}$, line-driver output RS 422.

EN2

Incremental encoder, $V_{IN} = 10\text{-}30\text{ V}$, line-driver output RS 422.

EN3

Incremental encoder, $V_{IN} = 12\text{-}30\text{ V}$, push-pull output 12-30 V



EN4

Encoder sin/cos, $V_{IN} = 4.5-5.5$ V, output Sinus $0.5V_{PP}$.

EN5

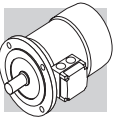
Absolute encoder singleturn, HIPERFACE® interface, $V_{IN} = 7-12$ V.

EN6

Absolute encoder multiturn, HIPERFACE® interface, $V_{IN} = 7-12$ V.

(F 76)

	EN1	EN2	EN3	EN4	EN5	EN6
Interface	TTL/RS 422	TTL/RS 422	HTL/push-pull	Sinus 0.5 VPP	HIPERFACE®	HIPERFACE®
Power supply voltage [V]	4...6	10...30	12...30	4.4...5.5	7...12	7...12
Output voltage [V]	5	5	12...30	—	—	—
No-load operating current [mA]	120	100	100	40	80	80
No. of pulses per revolution	1024					
Steps per revolution	—	—	—	—	15 bit	15 bit
Revolutions	—	—	—	—	—	12 bit
No. of signals	6 (A, B, Z + inverted signals)			6 (cos-, cos+, sin-, sin+, Z, \bar{Z})	—	—
Max. output frequency [kHz]	600			200		
Max. speed [min^{-1}]	6000 (9000 min^{-1} for 10 s)					
Working temperature range [$^{\circ}\text{C}$]	-30 ... +100					
Protection class	IP 65					



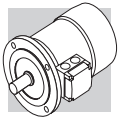
(F 78)

EN1, EN2, EN3, EN4, EN5, EN6	
BN 63...BN 200L	M05...M5
BN 63_FD...BN 200L_FD	M05_FD...M5_FD
BN 63_AFD...BN 160MR_AFD	M05_AFD...M4LC_AFD
BN 63_FA...BN 200L_FA	M05_FA...M5_FA

(F 77)

EN_ + U1		
BN 160M...BN 180M	M5	L3 72
BN 180L...BN 200L	-	82
BN 160M_FD...BN 180M_FD	M5_FD	35
BN 180L_FD...BN 200L_FD	-	41

If the encoder device (option EN_) is specified on motors BN71...BN160MR / M1...M4, along with the independent fan cooling (options U1, U2), the extra length of motor is coincident with that of the correspondent U1 and U2 execution.



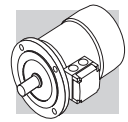
50 Hz

1000 min⁻¹ - S1

6P


P _n kW	n min ⁻¹	M _n Nm	IE1	η (100%)	η (75%)	η (50%)	cosφ 400V	In A	Is In	Ms Mn	Ma Mn	J _m x 10 ⁻⁴ kgm ²	IM B5 Kg	d.c. brake					d.c. brake with fixed air gap					a.c. brake											
														FD					AFD					FA					BA						
														Mod	Mb Nm	Z ₀ 1/h	NB	SB	Mod	Mb Nm	Z ₀ 1/h	NB	SB	Mod	Mb Nm	Z ₀ 1/h	NB	SB	Mod	Mb Nm	Z ₀ 1/h	NB	SB	Mod	Mb Nm
0.09	BN 63A	6	880	0.98	○	41.0	32.9	0.53	0.60	2.1	1.8	3.4	4.6	FD 02	3.5	9000	14000	4.0	6.3	AFD 02	3.5	9000	14000	4.0	6.1	FA 02	3.5	14000	4.0	6.1	BA 60	5.0	12000	5.4	6.9
0.12	BN 63B	6	870	1.32	○	45.0	44.0	0.60	0.64	2.1	1.9	3.7	4.9	FD 02	3.5	9000	14000	4.3	6.6	AFD 02	3.5	9000	14000	4.3	6.4	FA 02	3.5	14000	4.3	6.4	BA 60	5.0	12000	5.7	7.2
0.18	BN 71A	6	900	1.91	○	55.0	55.0	0.69	0.68	2.6	1.9	1.7	8.4	FD 03	5	8100	13500	9.5	8.2	AFD 03	5	8100	13500	9.5	7.9	FA 03	5.0	13500	9.5	7.9	BA 70	8.0	12300	10.4	9.4
0.25	BN 71B	6	900	2.70	○	62.0	58.5	0.71	0.82	2.6	1.9	1.7	10.9	FD 03	5	7800	13000	12	9.4	AFD 03	5	7800	13000	12	9.1	FA 03	5.0	13000	12	9.1	BA 70	8.0	12000	12.9	10.6
0.37	BN 71C	6	910	3.9	○	66.0	60.0	0.69	1.17	3.0	2.4	2.0	12.9	FD 53	7.5	5100	9500	14	10.4	AFD 03	7.5	5100	9500	14	10.1	FA 03	7.5	9500	14	10.1	BA 70	8.0	8900	14.9	11.6
0.37	BN 80A	6	910	3.9	○	68.0	67.4	0.68	1.15	3.2	2.2	2.0	21	FD 04	10	5200	8500	23	13.8	AFD 04	10	5200	8500	23	13.4	FA 04	10	8500	23	13.7	BA 80	18	8000	24	15.2
0.55	BN 80B	6	920	5.7	○	70.0	69.8	0.68	1.67	3.9	2.6	2.2	25	FD 04	15	4800	7200	27	15.2	AFD 04	15	4800	7200	27	14.8	FA 04	15	7200	27	15.1	BA 80	18	6800	28	16.6
0.75	BN 80C	6	920	7.8	●	70.0	70.0	0.65	2.38	3.8	2.5	2.2	28	FD 04	15	3400	6400	30	16.1	AFD 04	15	3400	6400	30	15.7	FA 04	15	6400	30	16.0	BA 80	18	6100	31	17.5
0.75	BN 90S	6	920	7.8	●	70.0	69.0	0.68	2.27	3.8	2.4	2.2	26	FD 14	15	3400	6500	28	16.8	AFD 14	15	3400	6500	28	16.4	FA 14	15	6500	28	16.7	BA 90	35	5500	33	19.9
1.1	BN 90L	6	920	11.4	●	72.9	72.6	0.69	3.2	3.9	2.3	2.0	33	FD 05	26	2700	5000	37	21	AFD 05	26	2700	5000	37	20	FA 05	26	5000	37	22	BA 90	35	4600	40	22
1.5	BN 100LA	6	940	15.2	●	75.2	74.2	0.72	4.0	4.1	2.1	2.0	82	FD 15	40	1900	4100	86	28	AFD 15	40	1900	4100	86	27	FA 15	40	4100	86	29	BA 100	50	3800	94	32
1.85	BN 100LB	6	930	19.0	●	76.6	72.8	0.73	4.8	4.6	2.1	2.0	95	FD 15	40	1700	3600	99	30	AFD 15	40	1700	3600	99	29	FA 15	40	3600	99	31	BA 100	50	3400	107	34
2.2	BN 112M	6	940	22	●	78.5	79.0	0.73	5.5	4.8	2.2	2.0	168	FD 06S	60	—	2100	177	42	AFD 06S	60	—	2100	177	41	FA 06S	60	2100	177	44	BA 110	75	2000	184	45
3	BN 132S	6	940	30	●	79.7	77.0	0.76	7.1	5.1	1.9	1.8	216	FD 56	75	—	1400	226	49	AFD 06	75	—	1400	226	48	FA 06	75	1400	226	50	BA 140	150	1200	266	68
4	BN 132MA	6	950	40	●	81.4	81.5	0.77	9.2	5.5	2.0	1.8	295	FD 06	100	—	1200	305	58	AFD 06	100	—	1200	305	57	FA 07	100	1200	318	63	BA 140	150	1050	345	77
5.5	BN 132MB	6	945	56	●	83.1	80.9	0.78	12.2	6.1	2.1	1.9	383	FD 07	150	—	1050	406	72	AFD 07	150	—	1050	406	70	FA 07	150	1050	406	74	BA 140	150	1000	433	88
7.5	BN 160M	6	955	75	●	85.0	84.8	0.81	15.7	5.9	2.2	2.0	740	FD 08	170	—	900	815	112	AFD 08	170	—	900	815	113	FA 08	170	900	815	113	BA 140	150	1050	345	77
11	BN 160L	6	960	109	●	86.4	86.5	0.81	22.7	6.6	2.5	2.3	970	FD 08	200	—	800	1045	133	AFD 08	200	—	800	1045	133	FA 08	200	800	1045	133	BA 140	150	1000	433	88
15	BN 180L	6	970	148	●	87.7	88.0	0.82	30	6.2	2.0	2.4	1550	FD 09	300	—	600	1750	170	AFD 09	300	—	600	1750	170	FA 09	300	—	—	—	BA 140	150	1000	433	88
18.5	BN 200LA	6	960	184	●	88.6	88.0	0.81	37	5.9	2.0	2.3	1700	FD 09	400	—	450	1900	185	AFD 09	400	—	450	1900	185	FA 09	400	—	—	—	BA 140	150	1000	433	88

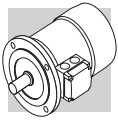
○ = n.a. ● = IE1



2/6P **50 Hz**

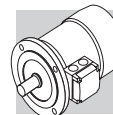
3000/1000 min⁻¹ - S3 60/40%

P _n kW		n min ⁻¹	M _h Nm	η	cosφ	I _n 400V A	I _s In	M _s M _{in}	M _a M _n	J _m x 10 ⁻⁴ kgm ²	d.c. brake																								
											FD					FD					FD														
											IM B5 kg	Mod	Mb Nm	Z ₀ 1/h NB	J _m x 10 ⁻⁴ kgm ²	IM B5 kg	Mod	Mb Nm	Z ₀ 1/h NB	J _m x 10 ⁻⁴ kgm ²	IM B5 kg	Mod	Mb Nm	Z ₀ 1/h NB	J _m x 10 ⁻⁴ kgm ²										
0.25	BN 71A	2	0.84	60	0.82	0.73	4.3	1.9	1.8	6.9	5.9	FD 03	1.75	1500	1700	8.0	8.6	AFD 03	2.5	1500	1700	8.0	8.3	FA 03	2.5	1700	8.0	8.3	BA 70	8.0	1500	8.9	9.8		
0.08		6	0.84	43	0.70	0.38	2.1	1.4	1.5	10000	13000																								
0.37	BN 71B	2	2.880	62	0.80	1.08	4.4	1.9	1.8	9.1	7.3	FD 03	3.5	1000	1300	10.2	10.0	AFD 03	5	1000	1300	10.2	9.7	FA 03	3.5	1300	10.2	9.7	BA 70	8.0	1200	11.1	11.2		
0.12		6	1.27	44	0.73	0.54	2.4	1.4	1.5	9000	11000																								
0.55	BN 80A	2	2.800	63	0.86	1.47	4.5	1.9	1.7	20	9.9	FD 04	5.0	1500	1800	22	13.8	AFD 04	5	1500	1800	22	13.4	FA 04	5.0	1800	22	13.7	BA 80	18	1700	23	15.2		
0.18		6	1.85	52	0.65	0.77	3.3	2.0	1.9	4100	6300																								
0.75	BN 80B	2	2.800	66	0.87	1.89	4.3	1.8	1.6	25	11.3	FD 04	5.0	1700	1900	27	15.2	AFD 04	5	1700	1900	27	14.8	FA 04	5.0	1900	27	15.1	BA 80	18	1800	28	16.6		
0.25		6	2.6	54	0.67	1.00	3.2	1.7	1.8	3800	6000																								
1.10	BN 90L	2	2.860	67	0.84	2.82	4.7	2.1	1.9	28	14.0	FD 05	13	1400	1600	32	20	AFD 05	13	1400	1600	32	19.4	FA 05	13	1600	32	21	BA 90	35	1500	35	21		
0.37		6	3.8	59	0.71	1.27	3.3	1.6	1.6	3400	5200																								
1.5	BN 100LA	2	2.880	73	0.84	3.53	5.1	1.9	2.0	40	18.3	FD 15	13	1000	1200	44	24	AFD 15	13	1000	1200	44	23.4	FA 15	13	1200	44	25	BA 100	50	1050	51	29		
0.55		6	5.6	64	0.67	1.85	3.5	1.7	1.8	2900	4000																								
2.2	BN 100LB	2	2.900	77	0.85	4.9	5.9	2.0	2.0	61	25	FD 15	26	700	900	65	31	AFD 15	26	700	900	65	30	FA 15	26	900	65	32	BA 100	50	800	72	36		
0.75		6	7.5	67	0.64	2.5	3.3	1.9	1.8	2100	3000																								
3	BN 112M	2	2.900	78	0.87	6.4	6.3	2.0	2.1	98	30	FD 06S	40	—	1000	107	40	AFD 06S	40	—	1000	107	39	FA 06S	40	1000	107	32	BA 110	75	930	114	43		
1.1		6	11.1	72	0.64	3.4	3.9	1.8	1.8	—	—																								
4.5	BN 132S	2	2.910	78	0.84	9.9	5.8	1.9	1.8	213	44	FD 56	37	—	500	223	57	AFD 06	37	—	500	223	56	FA 06	37	500	223	58	BA 140	150	400	263	76		
1.5		6	14.9	74	0.67	4.4	4.2	1.9	2.0	—	—																								
5.5	BN 132M	2	2.920	78	0.87	11.7	6.2	2.1	1.9	270	53	FD 56	50	—	400	280	66	AFD 06	62	—	400	280	65	FA 06	50	400	280	67	BA 140	150	350	320	85		
2.2		6	22	77	0.71	5.8	4.3	2.1	2.0	—	—																								



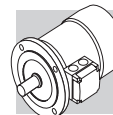
218P **3000/750 min⁻¹ - S3 60/40%** **50 Hz**

P _n kW		n min ⁻¹	M _h Nm	η	cosφ	In 400V A	Is In	Ms Min	Ma Mn	d.c. brake with fixed air gap																										
										FD					FD					FA					BA											
										IM B5 kgm ²	Mod	Mb Nm	Z ₀ 1/h	J _m x 10 ⁻⁴ kgm ²	IM B5 kg	Mod	Mb Nm	Z ₀ 1/h	J _m x 10 ⁻⁴ kgm ²	IM B5 kg	Mod	Mb Nm	Z ₀ 1/h	J _m x 10 ⁻⁴ kgm ²	IM B5 kg	Mod	Mb max. Nm	Z ₀ 1/h	J _m x 10 ⁻⁴ kgm ²	IM B5 kg						
0.25	BN 71A	2	2790	0.86	61	0.87	3.9	1.8	1.9	10.9	6.7	FD 03	1.75	1300	1400	12	9.4	AFD 03	2.5	1300	1400	12	9.1	FA 03	2.5	1400	12	9.1	BA 70	8.0	1300	12.9	10.6			
0.06		8	680	0.84	31	0.61	2.0	1.8	1.9	10000	13000																									
0.37	BN 71B	2	2800	1.26	63	0.86	3.9	1.8	1.9	12.9	7.7	FD 03	3.5	1200	1300	14	10.4	AFD 03	5	1200	1300	14	10.1	FA 03	3.5	1300	14	10.1	BA 70	8.0	1200	14.9	11.6			
0.09		8	670	1.28	34	0.75	1.8	1.4	1.5	9500	13000																									
0.55	BN 80A	2	2830	1.86	66	0.86	4.4	2.1	2.0	20	9.9	FD 04	5.0	1500	1800	22	13.8	AFD 04	5	1500	1800	22	13.4	FA 04	5.0	1800	22	13.7	BA 80	18	1700	23	15.2			
0.13		8	690	1.80	41	0.64	2.3	1.6	1.7	5600	8000																									
0.75	BN 80B	2	2800	2.6	68	0.88	4.6	2.1	2.0	25	11.3	FD 04	10	1700	1900	27	15.2	AFD 04	10	1700	1900	27	14.8	FA 04	10	1900	27	15.1	BA 80	18	1800	28	16.6			
0.18		8	690	2.5	43	0.66	2.3	1.6	1.7	4800	7300																									
1.10	BN 90L	2	2830	3.7	63	0.84	3.00	4.5	1.9	28	14.0	FD 05	13	1400	1600	32	20	AFD 05	13	1400	1600	32	19.4	FA 05	13	1600	32	21	BA 90	35	1400	35	21			
0.28		8	690	3.9	48	0.63	1.34	2.4	1.8	3400	5100																									
1.5	BN 100LA	2	2880	5.0	69	0.85	3.69	4.7	1.9	40	18.3	FD 15	13	1000	1200	44	25	AFD 15	13	1000	1200	44	14.4	FA 15	13	1200	44	25	BA 100	50	1000	52	29			
0.37		8	690	5.1	46	0.63	1.84	2.1	1.6	3300	5000																									
2.4	BN 100LB	2	2900	7.9	75	0.82	5.6	5.4	2.0	61	25	FD 15	26	550	700	65	31	AFD 15	26	550	700	65	30	FA 15	26	700	65	32	BA 100	50	600	72	36			
0.55		8	700	7.5	54	0.58	2.5	2.6	1.8	2000	3500																									
3	BN 112M	2	2900	9.9	76	0.87	6.5	6.3	2.1	98	30	FD 06S	40	—	900	107	40	AFD 06S	40	—	900	107	39	FA 06S	40	900	107	42	BA 110	75	800	114	43			
0.75		8	690	10.4	60	0.65	2.8	2.5	1.6	—	—																									
4	BN 132S	2	2870	13.3	73	0.84	9.4	5.6	2.3	213	44	FD 56	37	—	500	223	57	AFD 06	37	—	500	223	56	FA 06	37	500	223	58	BA 140	150	400	263	76			
1		8	690	13.8	66	0.62	3.5	2.9	1.8	—	—																									
5.5	BN 132M	2	2870	18.3	75	0.84	12.6	6.1	2.4	270	53	FD 06	50	—	400	280	66	AFD 06	62	—	400	280	65	FA 06	50	400	280	67	BA 140	150	350	320	85			
1.5		8	690	21	68	0.63	5.1	2.9	1.9	—	—																									



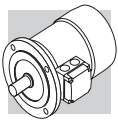
2/12P **3000/500 min⁻¹ - S3 60/40%** **50 Hz**

P _n kW	n min ⁻¹	M _h Nm	η	cosφ	I _n 400V A	I _s In	M _s M _{in}	M _a M _n	d.c. brake with fixed air gap																			
									d.c. brake					d.c. brake with fixed air gap					a.c. brake									
									FD					FD					FA					BA				
IM B5	J _m x 10 ⁻⁴ kgm ²	Z ₀ 1/h NB	Z ₀ 1/h SB	IM B5	J _m x 10 ⁻⁴ kgm ²	Z ₀ 1/h NB	Z ₀ 1/h SB	IM B5	J _m x 10 ⁻⁴ kgm ²	Z ₀ 1/h NB	Z ₀ 1/h SB	IM B5	J _m x 10 ⁻⁴ kgm ²	Z ₀ 1/h NB	Z ₀ 1/h SB	IM B5	J _m x 10 ⁻⁴ kgm ²	Z ₀ 1/h NB	Z ₀ 1/h SB									
0.55	2820	1.86	64	0.89	1.39	4.2	1.6	1.7	11.3	25	1000	1300	15.2	27	1000	1300	14.8	27	1300	12000	15.1	27	1300	12000	18	1200	28	16.6
0.09	12	430	2.0	0.63	0.69	1.8	1.9	1.8			8000	12000			8000	12000										11000		
0.75	2790	2.6	56	0.89	2.17	4.2	1.8	1.7	12.6	26	1000	1150	18.6	30	1000	1150	18.0	30	1150	6300	19.3	30	1150	6300	35	1050	33	19.9
0.12	12	430	2.7	0.63	1.06	1.7	1.4	1.6			4600	6300			4600	6300										5700		
1.10	2850	3.7	65	0.85	2.87	4.5	1.6	1.8	18.3	40	700	900	25	44	700	900	24.4	44	900	13	25	44	900	13	50	750	52	29
0.18	12	430	4.0	0.54	1.85	1.5	1.3	1.5			4000	6000			4000	6000										5000		
1.5	2900	4.9	67	0.86	3.76	5.6	1.9	1.9	22	54	700	900	28	58	700	900	27	58	900	13	29	58	900	13	50	800	66	32
0.25	12	440	5.4	0.46	2.18	1.8	1.7	1.8			3800	5000			3800	5000										4300		
2	2900	6.6	74	0.88	4.43	6.5	2.1	2.0	30	98	—	800	107	40	800	107	39	107	800	20	42	107	800	20	75	750	114	43
0.3	12	460	6.2	0.43	2.19	2.0	2.1	2.0			—	3400			—	3400										3200		
3	2920	9.8	74	0.87	6.7	6.8	2.3	1.9	44	213	—	450	223	57	450	223	56	223	450	37	58	223	450	37	150	380	283	76
0.5	12	470	10.2	0.51	3.3	2.0	1.7	1.6			—	3000			—	3000										2500		
4	2920	13.1	75	0.89	8.6	5.9	2.4	2.3	53	270	—	400	280	66	400	280	65	280	400	37	67	280	400	37	150	350	320	85
0.7	12	460	14.5	0.44	4.3	1.9	1.7	1.6			—	2800			—	2800										2500		



4/8P **1500/750 min⁻¹ - S1** **50 Hz**

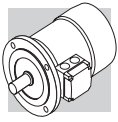
P _n kW	n min ⁻¹	M _h Nm	η	cosφ	In 400V A	Is In	Ms Min	Ma Mn	d.c. brake										d.c. brake with fixed air gap										a.c. brake									
									FD					FD					FD					FA					BA									
									IM B5 kgm ²	Mod	Mb Nm	Z ₀ 1/h	J _m x 10 ⁻⁴	IM B5 kg	Mod	Mb Nm	Z ₀ 1/h	J _m x 10 ⁻⁴	IM B5 kg	Mod	Mb Nm	Z ₀ 1/h	J _m x 10 ⁻⁴	IM B5 kg	Mod	Mb max. Nm	Z ₀ 1/h	J _m x 10 ⁻⁴	IM B5 kg	Mod	Mb max. Nm	Z ₀ 1/h	J _m x 10 ⁻⁴	IM B5 kg				
0.37	1400	2.5	63	0.82	1.03	3.3	1.4	1.4	15	8.2	FD 04	10	2300	3500	16.6	12.1	AFD 04	10	2300	3500	16.6	11.7	FA 04	10	3500	7000	16.6	12.0	BA 80	18	3200	18	13.5					
0.18	690	2.5	44	0.60	0.98	2.2	1.5	1.6	4500	7000			4500	7000					4500	7000					7000													
0.55	1390	3.8	65	0.86	1.42	3.8	1.7	1.6	20	9.9	FD 04	10	2200	2900	22	13.8	AFD 04	10	2200	2900	22	13.4	FA 04	10	2900	6500	22	13.7	BA 80	18	2500	23	15.2					
0.30	670	4.3	49	0.65	1.36	2.3	1.7	1.8	4200	6500			4200	6500					4200	6500					6500													
0.65	1390	4.5	73	0.85	1.51	4.0	1.9	1.9	28	13.6	FD 14	15	2300	2800	30	17.8	AFD 14	15	2300	2800	30	17.4	FA 14	15	2800	6000	30	17.7	BA 90	35	2400	35	21					
0.35	690	4.8	49	0.57	1.81	2.5	2.1	2.2	3500	6000			3500	6000					3500	6000					6000													
0.9	1370	6.3	73	0.87	2.05	3.8	1.8	1.8	30	15.1	FD 05	26	1700	2100	34	21	AFD 05	26	1700	2100	34	20.4	FA 05	26	2100	4200	34	22	BA 90	35	1900	37	22					
0.5	670	7.1	57	0.62	2.04	2.4	2.1	2.0	2500	4200			2500	4200					2500	4200					4200													
1.30	1420	8.7	72	0.83	3.14	4.3	1.7	1.8	82	22	FD 15	40	1300	1700	86	28	AFD 15	40	1300	1700	86	27	FA 15	40	1700	3400	86	29	BA 100	50	1500	94	32					
0.70	700	9.6	58	0.64	2.72	2.8	1.8	1.8	2000	3400			2000	3400					2000	3400					3400													
1.8	1420	12.1	69	0.87	4.3	4.2	1.6	1.7	95	25	FD 15	40	1200	1700	99	31	AFD 15	40	1200	1700	99	30	FA 15	40	1700	2600	99	32	BA 100	50	1500	107	34					
0.9	700	12.3	62	0.63	3.3	3.2	1.7	1.8	1600	2600			1600	2600					1600	2600					2600													
2.2	1440	14.6	77	0.85	4.9	5.3	1.8	1.8	168	32	FD 06S	60	—	—	177	42	AFD 06S	60	—	—	177	41	FA 06S	60	1200	2000	177	43	BA 110	75	1100	184	45					
1.2	710	16.1	70	0.63	3.9	3.3	1.9	1.8	—	—			—	—	2000				—	—	2000				2000													
3.6	1440	24	80	0.82	7.9	6.5	2.1	1.9	295	45	FD 56	75	—	—	305	58	AFD 06	75	—	—	305	57	FA 06	75	1000	1400	305	59	BA 140	150	900	345	77					
1.8	720	24	72	0.55	6.6	4.6	1.9	2.0	—	—			—	—	1400				—	—	1400				1400													
4.6	1450	30	81	0.83	9.9	6.5	2.2	1.9	383	56	FD 06	100	—	—	393	69	AFD 06	100	—	—	393	68	FA 07	100	1000	1300	406	74	BA 140	150	900	433	88					
2.3	720	31	73	0.54	8.4	4.4	2.3	2.0	—	—			—	—	1300				—	—	1300				1300													



2P **3000 min⁻¹ - S1** **50 Hz**

P _n kW	n min ⁻¹	M _n Nm	IE1	η (100%) %	η (75%) %	η (50%) %	cosφ	In 400V A	Is In	Ms Mn	Ma Mn	J _m x 10 ⁻⁴ kgm ²	IM B5 kg	d.c. brake				d.c. brake with fixed air gap				a.c. brake										
														FD				AFD				FA										
														Mod	Mb Nm	Z ₀ 1/h	J _m x 10 ⁻⁴ kgm ²	IM B5 kg	Mod	Mb Nm	Z ₀ 1/h	J _m x 10 ⁻⁴ kgm ²	IM B5 kg	Mod	Mb Nm	Z ₀ 1/h	J _m x 10 ⁻⁴ kgm ²	IM B5 kg				
0.18	M 05A 2	0.63	○	59.9	56.9	51.9	0.77	0.56	3.0	2.1	2.0	2.0	3.2	FD 02	1.75	3900	4800	2.6	4.9	AFD 02	1.75	3900	4800	2.6	4.7	FA 02	1.75	4800	2.6	4.7		
0.25	M 05B 2	0.87	○	66.0	64.8	64.8	0.76	0.72	3.3	2.3	2.3	3.0	3.6	FD 02	1.75	3900	4800	3.0	5.3	AFD 02	1.75	3900	4800	3.0	5.1	FA 02	1.75	4800	3.0	5.1		
0.37	M 05C 2	1.26	○	69.1	66.8	66.8	0.78	0.99	3.9	2.6	3.3	3.9	4.8	FD 02	3.5	3600	4500	3.9	6.5	AFD 02	3.5	3600	4500	3.9	6.3	FA 02	3.5	4500	3.9	6.3		
0.55	M 15D 2	1.86	○	76.0	75.8	74.8	0.76	1.37	5.0	2.9	4.1	5.3	5.8	FD 03	5	2900	4200	5.3	8.5	AFD 03	5	2900	4200	5.3	8.2	FA 03	5	4200	5.3	8.2		
0.75	M 15LA 2	2.6	○	76.6	76.2	76.2	0.76	1.86	5.1	3.1	2.8	6.1	6.9	FD 03	5	1900	3300	6.1	9.6	AFD 03	7.5	1900	3300	6.1	9.3	FA 03	5	3300	6.1	9.3		
1.1	M 25A 2	3.8	●	76.4	76.2	75.0	0.81	2.57	4.8	2.8	2.4	9.0	8.8	FD 04	10	1500	3000	10.6	11.9	AFD 04	10	1500	3000	10.6	11.5	FA 04	10	3000	10.6	12.6		
1.5	M 25B 2	5.1	●	79.1	79.5	77.2	0.81	3.4	4.9	2.7	2.4	11.4	10.6	FD 04	15	1300	2600	13.0	9.9	AFD 04	15	1300	2600	13.0	9.5	FA 04	15	2600	13.0	14.4		
2.2	M 35A 2	7.3	●	82.7	82.1	81.0	0.80	4.8	6.3	2.9	2.7	24	15.5	FD 15	26	1100	2400	28	22	AFD 15	26	1100	2400	28	21.4	FA 15	26	2400	28	23		
3	M 35LA 2	10.0	●	81.5	81.3	77.4	0.79	6.7	5.6	2.6	2.2	31	18.7	FD 15	26	700	1600	35	25	AFD 15	26	700	1600	35	24.4	FA 15	26	1600	35	26		
4	M 35LB 2	13.3	●	83.1	83.0	77.8	0.80	8.7	5.8	2.7	2.5	39	22	FD 15	40	450	900	43	28	AFD 15	40	450	900	43	27	FA 15	40	900	43	29		
5.5	M 45A 2	18.2	●	84.7	84.5	81.2	0.84	11.2	5.9	2.6	2.2	101	33	FD 06	50	—	600	112	46	46	AFD 06	62	—	600	112	45	FA 06	60	600	112	47	
7.5	M 45B 2	25	●	86.5	86.3	84.4	0.85	14.7	6.4	2.6	2.2	145	40	FD 06	50	—	550	154	53	53	AFD 06	62	—	550	154	52	FA 06	60	550	154	54	
9.2	M 45LA 2	30	●	87.0	86.5	83.6	0.86	17.7	6.7	2.8	2.3	178	51	FD 56	75	—	430	189	64	64	AFD 06	75	—	430	189	63	FA 06	75	430	189	65	
11	M 45LC 2	36	●	87.6	87.0	86.0	0.88	20.6	6.9	2.9	2.5	210	60																			
15	M 55B 2	49	●	89.6	89.4	88.0	0.86	28.1	7.1	2.6	2.3	340	70																			
18.5	M 55C 2	60	●	90.4	90.1	89.0	0.86	34	7.6	2.7	2.3	420	83																			
22	M 55LA 2	72	●	89.9	89.7	89.5	0.88	40	7.8	2.6	2.4	490	95																			

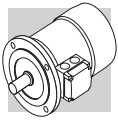
○ = n.a. ● = IE1



6P **1000 min⁻¹ - S1** **50 Hz**

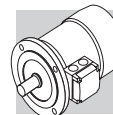
P _n kW	n min ⁻¹	M _n Nm	IE1	η (100%) %	η (75%) %	η (50%) %	cosφ	In 400V A	Is In	Ms Mn	Ma Mn	J _m x 10 ⁻⁴ kgm ²	IM B5 kg	d.c. brake										d.c. brake with fixed air gap					a.c. brake				
														FD					AFD					FA									
														Mod	Mb	Z ₀ 1/h	J _m x 10 ⁻⁴ kgm ²	IM B5 kg	Mod	Mb	Z ₀ 1/h	J _m x 10 ⁻⁴ kgm ²	IM B5 kg	Mod	Mb	Z ₀ 1/h	J _m x 10 ⁻⁴ kgm ²	IM B5 kg	Mod	Mb	Z ₀ 1/h	J _m x 10 ⁻⁴ kgm ²	IM B5 kg
0.09	M 05A 6	0.98	○	41.0	41.0	32.9	0.53	0.60	2.1	2.1	1.8	3.4	4.3	FD 02	3.5	9000	14000	4.0	6.0	AFD 02	3.5	9000	14000	4.0	5.8	FA 02	3.5	14000	4.0	5.8			
0.12	M 05B 6	1.32	○	45.0	44.0	41.8	0.60	0.64	2.1	1.9	1.7	3.7	4.6	FD 02	3.5	9000	14000	4.3	6.3	AFD 02	3.5	9000	14000	4.3	6.1	FA 02	3.5	14000	4.3	6.1			
0.18	M 13C 6	1.91	○	55.0	55.5	51.0	0.69	0.68	2.6	1.9	1.7	8.4	5.1	FD 03	5	8100	13500	9.5	7.8	AFD 03	5	8100	13500	9.5	7.5	FA 03	5	13500	9.5	7.5			
0.25	M 13D 6	2.7	○	62.0	58.5	51.4	0.71	0.82	2.6	1.9	1.7	10.9	6.3	FD 03	5	7800	13000	12	9.0	AFD 03	7.5	7800	13000	12	8.7	FA 03	5	13000	12	8.7			
0.37	M 13A 6	3.9	○	66.0	60.0	53.3	0.69	1.17	3.0	2.4	2.0	12.9	7.3	FD 53	7.5	5100	9500	14	10.0	AFD 03	7.5	5100	9500	14	9.7	FA 03	7.5	9500	14	9.7			
0.55	M 25A 6	5.7	○	70.0	69.8	64.3	0.68	1.67	3.9	2.6	2.2	25	10.6	FD 04	15	4800	7200	27	14.5	AFD 04	15	4800	7200	27	14.1	FA 04	15	7200	27	14.4			
0.75	M 25B 6	7.8	●	70.0	70.0	64.4	0.65	2.38	3.8	2.5	2.2	28	11.5	FD 04	15	3400	6400	30	15.4	AFD 04	15	3400	6400	30	15	FA 04	15	6400	30	15.3			
1.1	M 35A 6	11.4	●	75.0	74.0	72.0	0.72	2.9	4.3	2.0	1.8	33	17	FD 15	26	2700	5000	37	23	AFD 15	26	2700	5000	37	22.4	FA 15	26	5000	37	24			
1.5	M 35A 6	15.2	●	75.2	74.2	70.3	0.72	4.0	4.1	2.1	2.0	82	21	FD 15	40	1900	4100	86	27	AFD 15	40	1900	4100	86	26	FA 15	40	4100	86	28			
1.85	M 35B 6	19.0	●	76.6	72.8	62.6	0.73	4.8	4.6	2.1	2.0	95	23	FD 15	40	1700	3600	99	29	AFD 15	40	1700	3600	99	28	FA 15	40	3600	99	30			
2.2	M 35C 6	23	●	77.7	76.8	72.4	0.71	5.8	4.7	2.3	2.1	95	23	FD 55	55	—	1900	99	29	—	—	—	—	—	—	FA 15	55	1900	99	30			
3	M 45A 6	30	●	79.7	77.0	75.1	0.76	7.1	5.1	1.9	1.8	216	34	FD 56	75	—	1400	226	47	—	—	—	—	—	FA 06	75	1400	226	48				
4	M 45A 6	40	●	81.4	81.5	79.5	0.77	9.2	5.5	2.0	1.8	295	43	FD 06	100	—	1200	305	56	—	—	—	—	—	FA 07	100	1200	305	57				
5.5	M 45B 6	56	●	83.1	80.9	79.1	0.78	12.2	6.1	2.1	1.9	383	54	FD 07	150	—	1050	406	70	—	—	—	—	—	FA 07	150	1050	406	72				
7.5	M 55A 6	75	●	85.0	85.0	84.8	0.81	15.7	5.9	2.2	2.0	740	69	FD 08	170	—	900	815	98	—	—	—	—	—	FA 08	170	900	800	98				
11	M 55B 6	109	●	86.4	86.5	85.9	0.81	22.7	6.6	2.5	2.3	970	89	FD 08	200	—	800	1045	119	—	—	—	—	—	FA 08	200	800	1030	118				

○ = n.a. ● = IE1



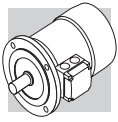
2/6P **3000/1000 min⁻¹ - S3 60/40%** **50 Hz**

P _n kW	n min ⁻¹	M _n Nm	η %	cosφ	I _n 400V A	I _s I _n	M _s M _n	M _a M _n	J _m x 10 ⁻⁴ kgm ²	IM B5 Kg	d.c. brake						d.c. brake with fixed air gap						a.c. brake														
											FD			AFD			FA			FD			AFD			FA			FD			AFD			FA		
											Mod	Mb Nm	Z ₀ 1/h NB	J _m x 10 ⁻⁴ kgm ²	IM B5 Kg	Mod	Mb Nm	Z ₀ 1/h NB	J _m x 10 ⁻⁴ kgm ²	IM B5 Kg	Mod	Mb Nm	Z ₀ 1/h NB	J _m x 10 ⁻⁴ kgm ²	IM B5 Kg	Mod	Mb Nm	Z ₀ 1/h NB	J _m x 10 ⁻⁴ kgm ²	IM B5 Kg	Mod	Mb Nm	Z ₀ 1/h NB	J _m x 10 ⁻⁴ kgm ²	IM B5 Kg		
0.25	M 1SA 2	2850	0.84	0.82	0.73	4.3	1.9	1.8	6.9	5.5	FD 03	1.75	1500	1700	8.0	8.2	AFD 03	2.5	1500	1700	8.0	7.9	FA 03	1.75	1700	13000	8.0	7.9									
0.08	6	910	0.84	0.70	0.38	2.1	1.4	1.5					10000	13000					10000	13000																	
0.37	M 1LA 2	2880	1.23	0.80	1.08	4.4	1.9	1.8	9.1	6.9	FD 03	3.5	1000	1300	10.2	9.6	AFD 03	5	1000	1300	10.2	9.3	FA 03	3.5	1300	11000	10.2	9.3									
0.12	6	900	1.27	0.73	0.54	2.4	1.4	1.5					9000	11000					9000	11000																	
0.55	M 2SA 2	2800	1.88	0.86	1.47	4.5	1.9	1.7	20	9.2	FD 04	5	1500	1800	22	13.1	AFD 04	5	1500	1800	22	12.7	FA 04	5	1800	6300	22	13.0									
0.18	6	930	1.85	0.65	0.77	3.3	2.0	1.9					4100	6300					4100	6300																	
0.75	M 2SB 2	2800	2.6	0.87	1.89	4.3	1.8	1.6	25	10.6	FD 04	5	1700	1900	27	14.5	AFD 04	5	1700	1900	27	14.1	FA 04	5	1900	6000	27	14.4									
0.25	6	930	2.6	0.67	1.00	3.2	1.7	1.8					3800	6000					3800	6000																	
1.1	M 3SA 2	2870	3.7	0.82	2.73	4.9	1.8	1.9	34	15.5	FD 15	13	1000	1300	38	22	AFD 15	13	1000	1300	38	21.4	FA 15	13	1300	5000	38	23									
0.37	6	930	3.8	0.70	1.21	3.1	1.5	1.8					3500	5000					3500	5000																	
1.5	M 3LA 2	2880	5.0	0.84	3.53	5.1	1.9	2.0	40	17	FD 15	13	1000	1200	44	24	AFD 15	13	1000	1200	44	23.4	FA 15	13	1200	4000	44	24									
0.55	6	940	5.6	0.67	1.85	3.5	1.7	1.8					2900	4000					2900	4000																	
2.2	M 3LB 2	2900	7.2	0.85	4.9	5.9	2.0	2.0	61	23	FD 15	26	700	900	65	29	AFD 15	26	700	900	65	28	FA 15	26	900	3000	65	30									
0.75	6	950	7.5	0.64	2.5	3.3	1.9	1.8					2100	3000					2100	3000																	
3	M 4SA 2	2910	9.9	0.88	6.6	5.6	2.0	2.1	170	36	FD 56	37	—	600	182	48	AFD 06	37	—	600	182	47	FA 06	37	600	182	182	50									
1.1	6	960	10.9	0.68	3.2	4.5	2.2	2.0					2200	—					2200	—																	
4.5	M 4SB 2	2910	14.8	0.84	9.9	5.8	1.9	1.8	213	42	FD 56	37	—	500	223	55	AFD 06	37	—	500	223	54	FA 06	37	500	223	223	56									
1.5	6	960	14.9	0.67	4.4	4.2	1.9	2.0					2100	—					2100	—																	
5.5	M 4LA 2	2920	18.0	0.87	11.7	6.2	2.1	1.9	270	51	FD 06	50	—	400	280	64	AFD 06	62	—	400	280	63	FA 06	50	400	280	280	65									
2.2	6	960	22	0.71	5.8	4.3	2.1	2.0					1900	—					1900	—																	



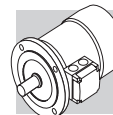
2/8P **3000/750 min⁻¹ - S3 60/40%** **50 Hz**

P _n kW	Image	n min ⁻¹	M _n Nm	η %	cosφ	I _n 400V A	I _s I _n	M _s M _n	M _a M _n	J _m x 10 ⁻⁴ kgm ²	IM B5 Kg	d.c. brake																	
												FD					AFD					FA							
												Mod	Mb Nm	Z ₀ 1/h	J _m x 10 ⁻⁴ kgm ²	IM B5 Kg	Mod	Mb Nm	Z ₀ 1/h	J _m x 10 ⁻⁴ kgm ²	IM B5 Kg	Mod	Mb Nm	Z ₀ 1/h	J _m x 10 ⁻⁴ kgm ²	IM B5 Kg			
0.37	M 1LA 2	2800	1.26	63	0.86	0.99	3.9	1.8	1.9	12.9	7.3	FD 03	3.5	1200	1300	14	10.0	AFD 03	5	1200	1300	14	9.7	FA 03	3.5	1300	14	9.7	
0.09	8	670	1.28	34	0.75	0.51	1.8	1.4	1.5				9500	13000			9500	13000											
0.55	M 2SA 2	2830	1.86	66	0.86	1.40	4.4	2.1	2.0	20	9.2	FD 04	5	1500	1800	22	13.1	AFD 04	5	1500	1800	22	12.7	FA 04	5	1800	22	13.0	
0.13	8	690	1.80	41	0.64	0.72	2.3	1.6	1.7				5600	8000			5600	8000											
0.75	M 2SB 2	2800	2.6	68	0.88	1.81	4.6	2.1	2.0	25	10.6	FD 04	10	1700	1900	27	14.5	AFD 04	10	1700	1900	27	14.1	FA 04	10	1900	27	14.4	
0.18	8	690	2.5	43	0.66	0.92	2.3	1.6	1.7				4800	7300			4800	7300											
1.1	M 3SA 2	2870	3.7	69	0.84	2.74	4.6	1.8	1.7	34	15.5	FD 15	13	1000	1300	38	22	AFD 15	13	1000	1300	38	21.4	FA 15	13	1300	38	23	
0.28	8	690	3.9	44	0.56	1.64	2.3	1.4	1.7				3400	5000			3400	5000											
1.5	M 3LA 2	2880	5.0	69	0.85	3.69	4.7	1.9	1.8	40	17	FD 15	13	1000	1200	44	24	AFD 15	13	1000	1200	44	23.4	FA 15	13	1200	44	24	
0.37	8	690	5.1	46	0.63	1.84	2.1	1.6	1.6				3300	5000			3300	5000											
2.4	M 3LB 2	2900	7.9	75	0.82	5.6	5.4	2.1	2.0	61	23	FD 15	26	550	700	65	29	AFD 15	26	550	700	65	28	FA 15	26	700	65	30	
0.55	8	700	7.5	54	0.58	2.5	2.6	1.8	1.8				2000	3500			2000	3500											
3	M 4SA 2	2920	9.8	72	0.85	7.1	5.6	2.0	1.8	162	36	FD 56	37	—	600	182	48	AFD 06	37	—	600	182	47	FA 06	37	600	182	50	
0.75	8	710	10.1	61	0.64	2.8	3.0	1.7	1.8				—	3400			—	3400											
4	M 4SB 2	2870	13.3	73	0.84	9.4	5.6	2.3	2.4	213	42	FD 56	37	—	500	223	55	AFD 06	37	—	500	223	54	FA 06	37	500	223	56	
1	8	690	13.8	66	0.62	3.5	2.9	1.9	1.8				—	3500			—	3500											
5.5	M 4LA 2	2870	18.3	75	0.84	12.6	6.1	2.4	2.5	270	51	FD 06	50	—	400	280	64	AFD 06	62	—	400	280	63	FA 06	50	400	280	65	
1.5	8	690	21	68	0.63	5.1	2.9	1.9	1.9				—	2400			—	2400											



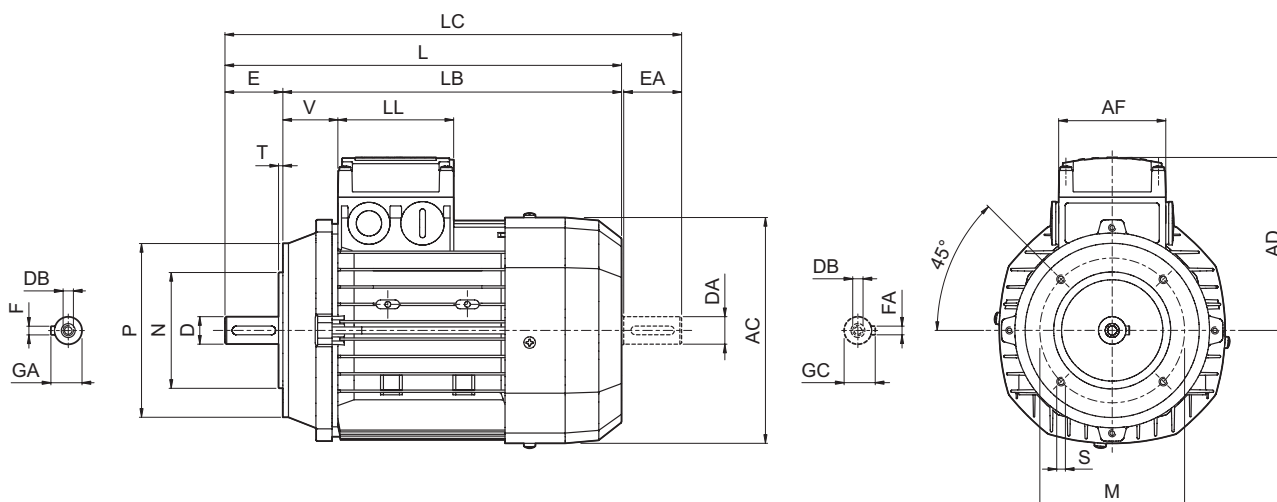
2/12P **3000/500 min⁻¹ - S3 60/40%** **50 Hz**

P _n kW	n min ⁻¹	M _n Nm	η %	cosφ	I _n 400V A	I _s I _n	M _s M _n	M _a M _n	J _m x 10 ⁻⁴ kgm ²	IM B5 Kg	d.c. brake										d.c. brake with fixed air gap					a.c. brake				
											FD					AFD					FA									
											Mod	Mb Nm	Z ₀ 1/h	J _m x 10 ⁻⁴ kgm ²	IM B5 Kg	Mod	Mb Nm	Z ₀ 1/h	J _m x 10 ⁻⁴ kgm ²	IM B5 Kg	Mod	Mb Nm	Z ₀ 1/h	J _m x 10 ⁻⁴ kgm ²	IM B5 Kg	Mod	Mb Nm	Z ₀ 1/h	J _m x 10 ⁻⁴ kgm ²	IM B5 Kg
0.55	M 2SA 2	2820	1.86	64	0.89	1.39	4.2	1.6	1.7	25	10.6	FD 04	5	1000	1300	27	14.5	AFD 04	5	1000	1300	27	14.1	FA 04	5	1300	27	14.4		
0.09	12	430	2.0	30	0.63	0.69	1.8	1.9	1.8					8000	12000					8000	12000									
0.75	M 3SA 2	2900	2.5	65	0.81	2.06	5.2	1.9	2.1	34	15.5	FD 15	13	700	900	38	22	AFD 15	13	700	900	38	21.4	FA 15	13	900	38	23		
0.12	12	460	2.5	33	0.43	1.22	1.9	1.3	1.6					5000	7000					5000	7000									
1.1	M 3LA 2	2850	3.7	65	0.85	2.87	4.5	1.6	1.8	40	17	FD 15	13	700	900	44	24	AFD 15	13	700	900	44	23.4	FA 15	13	900	44	24		
0.18	12	430	4.0	26	0.54	1.85	1.5	1.3	1.5					4000	6000					4000	6000									
1.5	M 3LB 2	2900	4.9	67	0.86	3.76	5.6	1.9	1.9	54	21	FD 15	13	700	900	58	27	AFD 15	13	700	900	58	26	FA 15	13	900	58	28		
0.25	12	440	5.4	36	0.46	2.18	1.8	1.7	1.8					3800	5000					3800	5000									
2	M 3LC 2	2850	6.7	70	0.84	4.9	4.9	1.8	1.7	61	23	FD 55	18	—	700	65	29	AFD 15	26	—	700	65	28	FA 15	18	700	65	30		
0.3	12	450	6.4	38	0.47	2.4	1.7	1.6	1.7					—	3500				—	3500										
3	M 4SA 2	2920	9.8	74	0.87	6.7	6.8	2.3	1.9	213	42	FD 56	37	—	450	223	55	AFD 06	37	—	450	223	54	FA 06	37	450	223	56		
0.5	12	470	10.2	51	0.43	3.3	2.0	1.7	1.6					—	3000				—	3000										
4	M 4LA 2	2920	13.1	75	0.89	8.6	5.9	2.4	2.3	270	51	FD 56	37	—	400	280	64	AFD 06	37	—	400	280	63	FA 06	37	400	280	65		
0.7	12	460	14.5	53	0.44	4.3	1.9	1.7	1.6					—	2800				—	2800										

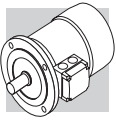


M13 MOTORS DIMENSIONS

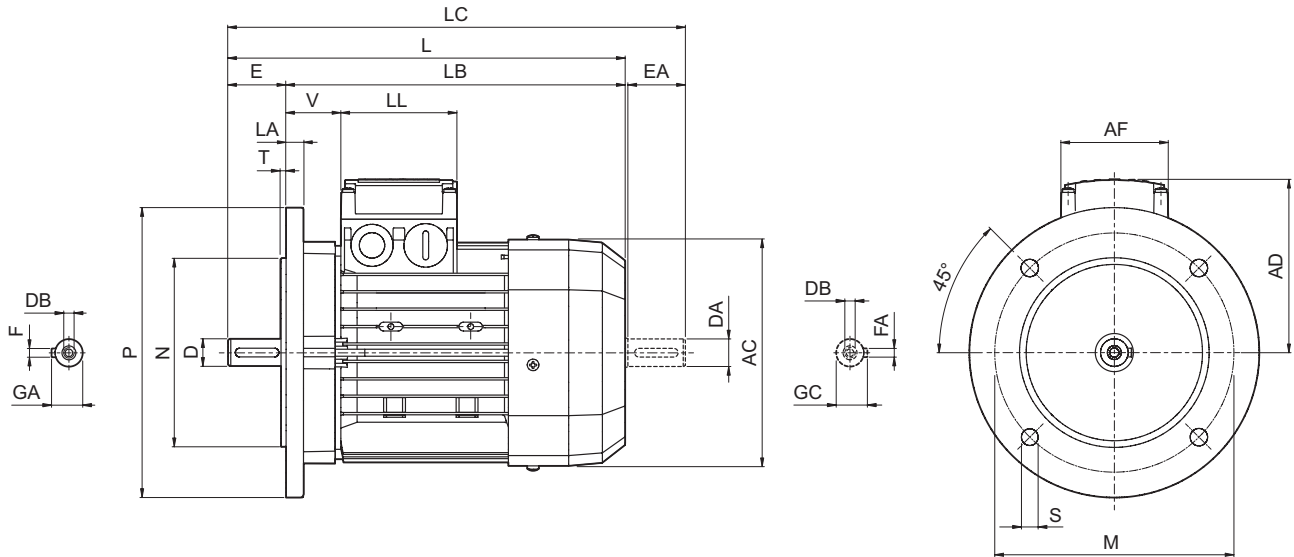
BN - IM B14



	Shaft					Flange					Motor							
	D DA	E EA	DB	GA GC	F FA	M	N	P	S	T	AC	L	LB	LC	AD	AF	LL	V
BN 56	9	20	M3	10.2	3	65	50	80	M5	2.5	110	185	165	207	91	74	80	34
BN 63	11	23	M4	12.5	4	75	60	90	M5	2.5	121	207	184	232	95	74	80	26
BN 71	14	30	M5	16	5	85	70	105	M6	2.5	138	249	219	281	108	74	80	37
BN 80	19	40	M6	21.5	6	100	80	120	M6	3	156	274	234	315	119	74	80	38
BN 90	24	50	M8	27	8	115	95	140	M8	3	176	326	276	378	133	98	98	44
BN 100	28	60	M10	31	8	130	110	160	M8	3.5	195	367	307	429	142	98	98	50
BN 112	28	60	M10	31	8	130	110	160	M8	3.5	219	385	325	448	157	98	98	52
BN 132	38	80	M12	41	10	165	130	200	M10	4	258	493	413	576	193	118	118	58



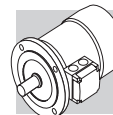
BN - IM B5



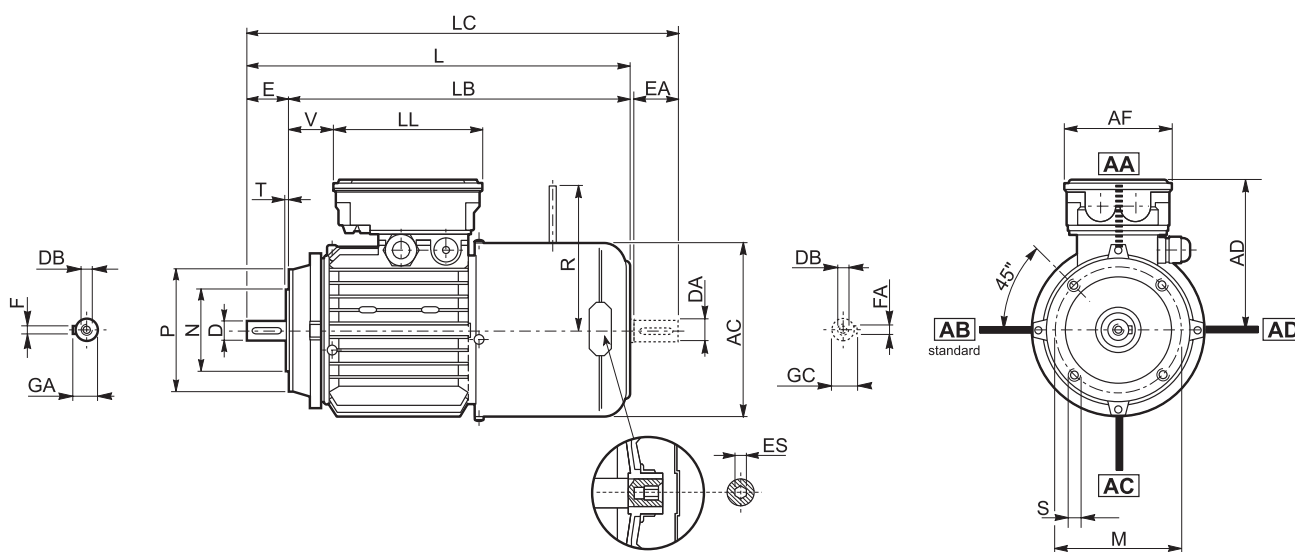
	Shaft					Flange						Motor							
	D DA	E EA	DB	GA GC	F FA	M	N	P	S	T	LA	AC	L	LB	LC	AD	AF	LL	V
BN 56	9	20	M3	10.2	3	100	80	120	7	3	8	110	185	165	207	91	74	80	34
BN 63	11	23	M4	12.5	4	115	95	140	9.5	3	10	121	207	184	232	95	74	80	26
BN 71	14	30	M5	16	5	130	110	160	9.5	3	10	138	249	219	281	108	74	80	37
BN 80	19	40	M6	21.5	6	165	130	200	11.5	3.5	11.5	156	274	234	315	119	74	80	38
BN 90	24	50	M8	27	8	165	130	200	11.5	3.5	11.5	176	326	276	378	133	98	98	44
BN 100	28	60	M10	31	8	215	180	250	14	4	14	195	367	307	429	142	98	98	50
BN 112	28	60	M10	31	8	215	180	250	14	4	15	219	385	325	448	157	98	98	52
BN 132	38	80	M12	41	10	265	230	300	14	4	20	258	493	413	576	193	118	118	58
BN 160 MR	42 38 (1)	110 80 (1)	M16 M12 (1)	45 41 (1)	12 10 (1)	300	250	350	18.5	5	15	258	562	452	645	193	118	118	218
BN 160 M	42 38 (1)	110 80 (1)	M16 M12 (1)	45 41 (1)	12 10 (1)	300	250	350	18.5	5	15	310	596	486	680	245	187	187	51
BN 160 L	42 38 (1)	110 80 (1)	M16 M12 (1)	45 41 (1)	12 10 (1)	300	250	350	18.5	5	15	310	596	486	680	245	187	187	51
BN 180 M	48 38 (1)	110 110 (1)	M16 M12 (1)	51.5 41 (1)	14 10 (1)	300	250	350	18.5	5	15	310	640	530	724	245	187	187	51
BN 180 L	48 42 (1)	110 110 (1)	M16 M16 (1)	51.5 45 (1)	14 12 (1)	300	250	350	18.5	5	18	348	708	598	823	261	187	187	52
BN 200 L	55 42 (1)	110 110 (1)	M20 M16 (1)	59 45 (1)	16 12 (1)	350	300	400	18.5	5	18	348	722	612	837	261	187	187	66

NOTE:

1) These values refer to the rear shaft end.



BN_FD ; BN_AFD - IM B14

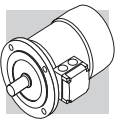


	Shaft					Flange					Motor									
	D DA	E EA	DB	GA GC	F FA	M	N	P	S	T	AC	L	LB	LC	AD	AF	LL	V	R	ES
BN 63	11	23	M4	12.5	4	75	60	90	M5	2.5	121	272	249	297	122	98	133	14	96	5
BN 71	14	30	M5	16	5	85	70	105	M6	2.5	138	310	280	342	135	98	133	25	103	5
BN 80	19	40	M6	21.5	6	100	80	120	M6	3	156	346	306	388	146	98	133	41	129	5
BN 90 S	24	50	M8	27	8	115	95	140	M8	3	176	409	359	461	149	110	165	39	129	6
BN 90 L	24	50	M8	27	8	115	95	140	M8	3	176	409	359	461	146	110	165	39	160	6
BN 100	28	60	M10	31	8	130	110	160	M8	3.5	195	458	398	521	158	110	165	62	160	6
BN 112	28	60	M10	31	8	130	110	160	M8	3.5	219	484	424	547	173	110	165	73	199	6
BN 132	38	80	M12	41	10	165	130	200	M10	4	258	603	523	686	210	140	188	122	204 (1)	6

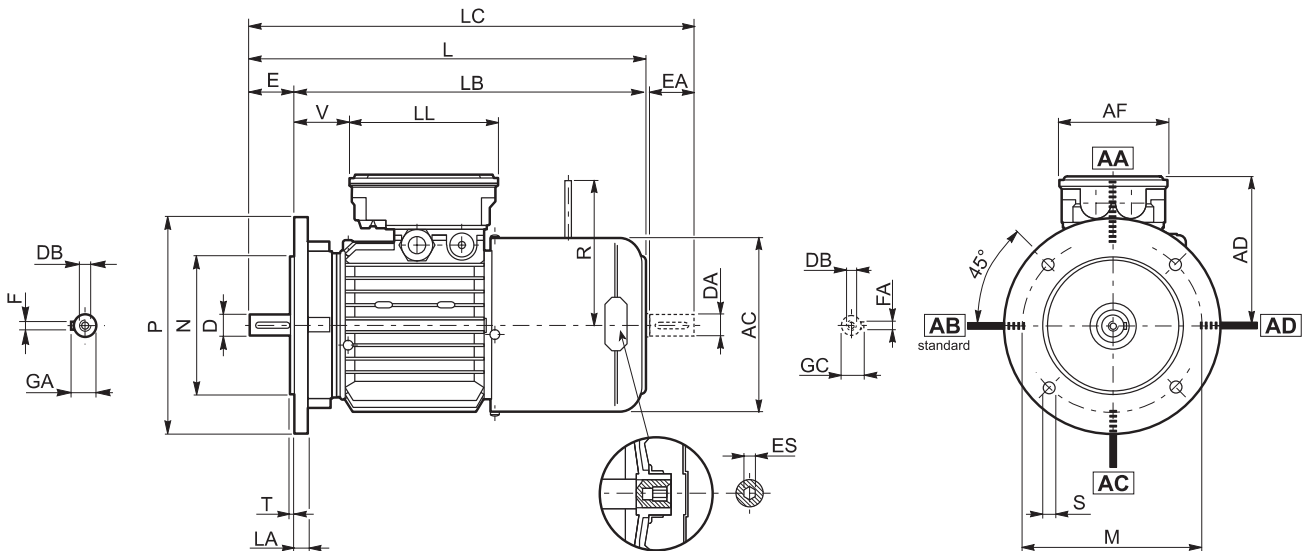
NOTE:

1) For FD07 and AFD07 brake value R=226.

ES hexagon is not supplied with PS option.



BN_FD ; BN_AFD - IM B5

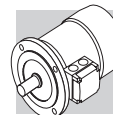


	Shaft					Flange						Motor									
	D DA	E EA	DB	GA GC	F FA	M	N	P	S	T	LA	AC	L	LB	LC	AD	AF	LL	V	R	ES
BN 63	11	23	M4	12.5	4	115	95	140	9.5	3	10	121	272	249	297	122	98	133	14	96	5
BN 71	14	30	M5	16	5	130	110	160	9.5	3.5	10	138	310	280	342	135	98	133	25	103	5
BN 80	19	40	M6	21.5	6	165	130	200	11.5	3.5	11.5	156	346	306	388	146	98	133	41	129	5
BN 90 S	24	50	M8	27	8	165	130	200	11.5	3.5	11.5	176	409	359	461	149	110	165	39	129	6
BN 90 L	24	50	M8	27	8	165	130	200	11.5	3.5	11.5	176	409	359	461	146	110	165	39	160	6
BN 100	28	60	M10	31	8	215	180	250	14	4	14	195	458	398	521	158	110	165	62	160	6
BN 112	28	60	M10	31	8	215	180	250	14	4	15	219	484	424	547	173	110	165	73	199	6
BN 132	38	80	M12	41	10	265	230	300	14	4	20	258	603	523	686	210	140	188	122	204 (2)	6
BN 160 MR	42 38 (1)	110 80 (1)	M16 M12 (1)	45 41 (1)	12 10 (1)	300	250	350	18.5	5	15	258	672	562	755	210	140	188	161	226	6
BN 160 M	42 38 (1)	110 80 (1)	M16 M12 (1)	45 41 (1)	12 10 (1)	300	250	350	18.5	5	15	310	736	626	820	245	187	187	51	266	—
BN 160 L	42 38 (1)	110 80 (1)	M16 M12 (1)	45 41 (1)	12 10 (1)	300	250	350	18.5	5	15	310	736	626	820	245	187	187	51	266	—
BN 180 M	48 38 (1)	110 80 (1)	M16 M12 (1)	51.5 41 (1)	14 10 (1)	300	250	350	18.5	5	15	310	780	670	864	245	187	187	51	266	—
BN 180 L	48 42 (1)	110 110 (1)	M16 M16 (1)	51.5 45 (1)	14 12 (1)	300	250	350	18.5	5	18	348	866	756	981	261	187	187	52	305	—
BN 200 L	55 42 (1)	110 110 (1)	M20 M16 (1)	59 45 (1)	16 12 (1)	350	300	400	18.5	5	18	348	878	768	993	261	187	187	64	305	—

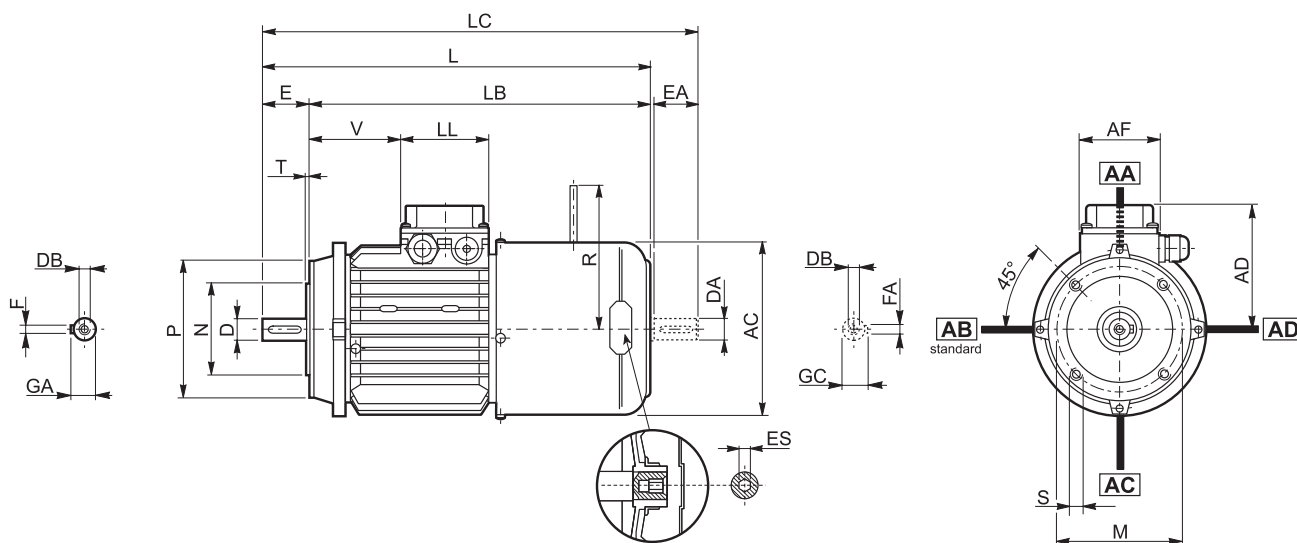
NOTE:

- 1) These values refer to the rear shaft end.
- 2) For FD07 and AFD07 brake value R=226.

ES hexagon is not supplied with PS option.



BN_FA - IM B14



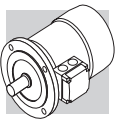
	Shaft					Flange					Motor									
	D DA	E EA	DB	GA GC	F FA	M	N	P	S	T	AC	L	LB	LC	AD	AF	LL	V	R	ES
BN 63	11	23	M4	12.5	4	75	60	90	M5	2.5	121	272	249	119	95	74	80	26	116	5
BN 71	14	30	M5	16	5	85	70	105	M6	2.5	138	310	280	342	108	74	80	68	124	5
BN 80	19	40	M6	21.5	6	100	80	120	M6	3	156	346	306	388	119	74	80	83	134	5
BN 90	24	50	M8	27	8	115	95	140	M8	3	176	409	359	461	133	98	98	95	160	6
BN 100	28	60	M10	31	8	130	110	160	M8	3.5	195	458	398	521	142	98	98	119	160	6
BN 112	28	60	M10	31	8	130	110	160	M8	3.5	219	484	424	547	157	98	98	128	198	6
BN 132	38	80	M12	41	10	165	130	200	M10	4	258	603	523	686	193	118	118	180	200 (1)	6

NOTE:

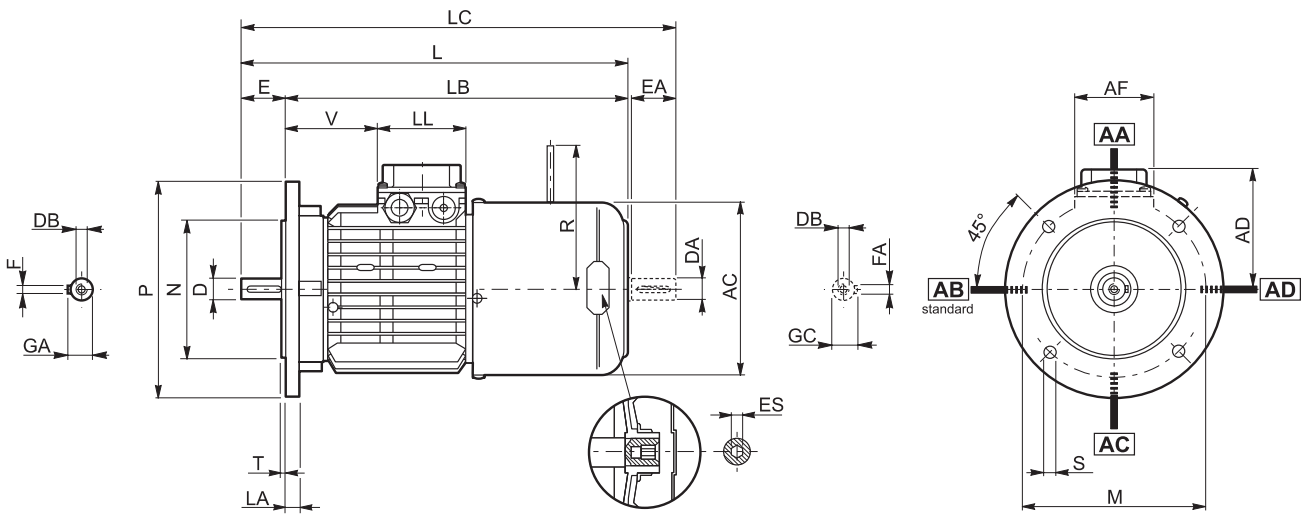
1) For FA07 brake value R=217.

Dimensions AD, AF, LL and V, relevant to terminal box of motors BN...FA featuring the separate brake supply (option SA), are coincident with corresponding dimensions of same-size BN...FD and AFD motors.

ES hexagon is not supplied with PS option.



BN_FA - IM B5



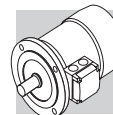
	Shaft					Flange						Motor									
	D DA	E EA	DB	GA GC	F FA	M	N	P	S	T	LA	AC	L	LB	LC	AD	AF	LL	V	R	ES
BN 63	11	23	M4	12.5	4	115	95	140	9.5	3	10	121	272	249	297	95	74	80	26	116	5
BN 71	14	30	M5	16	5	130	110	160	9.5	3.5	10	138	310	280	342	108	74	80	68	124	5
BN 80	19	40	M6	21.5	6	165	130	200	11.5	3.5	11.5	156	346	306	388	119	74	80	83	134	5
BN 90	24	50	M8	27	8	165	130	200	11.5	3.5	11.5	176	409	359	461	133	98	98	95	160	6
BN 100	28	60	M10	31	8	215	180	250	14	4	14	195	458	398	521	142	98	98	119	160	6
BN 112	28	60	M10	31	8	215	180	250	14	4	15	219	484	424	547	157	98	98	128	198	6
BN 132	38	80	M12	41	10	265	230	300	14	4	20	258	603	523	686	193	118	118	180	200 (2)	6
BN 160 MR	42 38 (1)	110 80 (1)	M16 M12 (1)	45 41 (1)	12 10 (1)	300	250	350	18.5	5	15	258	672	562	755	193	118	118	218	217	6
BN 160 M	42 38 (1)	110-80 (1)	M16 M12 (1)	45 41 (1)	12 10 (1)	300	250	350	18.5	5	15	310	736	626	820	245	187	187	51	247	—
BN 160 L	42 38 (1)	110 80 (1)	M16 M12 (1)	45 41 (1)	12 10 (1)	300	250	350	18.5	5	15	310	736	626	820	245	187	187	51	247	—
BN 180 M	48 38 (1)	110 80 (1)	M16 M12 (1)	51.5 41 (1)	14 10 (1)	300	250	350	18.5	5	15	310	780	670	864	245	187	187	51	247	—

NOTE:

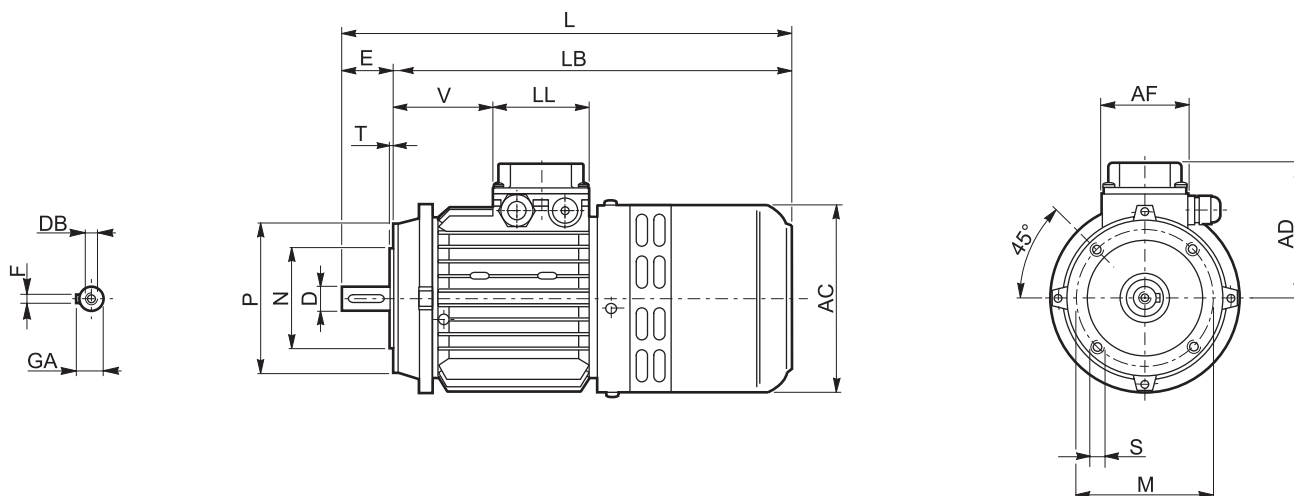
- 1) These values refer to the rear shaft end.
- 2) For FA07 brake value R=217.

Dimensions AD, AF, LL and V, relevant to terminal box of motors BN...FA featuring the separate brake supply (option SA), are coincident with corresponding dimensions of same-size BN...FD and AFD motors.

ES hexagon is not supplied with PS option.



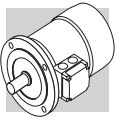
BN_BA - IM B14



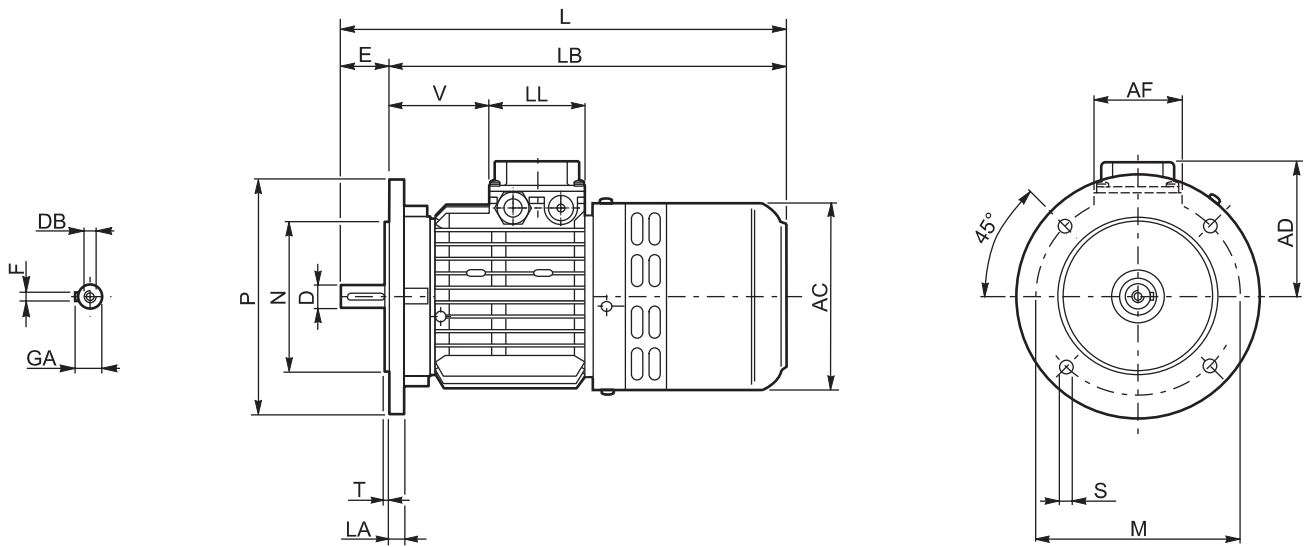
	Shaft					Flange					Motor							
	D	E	DB	GA	F	M	N	P	S	T	AC	L	LB	LC	AD	AF	LL	V
BN 63	11	23	M4	12.5	4	75	60	90	M5	2.5	124	298	275	95	74	80	28	34
BN 71	14	30	M5	16	5	85	70	105	M6	2.5	138	327	297	108	74	80	68	26
BN 80	19	40	M6	21.5	6	100	80	120	M6	3	156	372	332	119	74	80	83	37
BN 90	24	50	M8	27	8	115	95	140	M8	3	176	425	375	133	98	98	95	38
BN 100	28	60	M10	31	8	130	110	160	M8	3.5	195	477	417	142	98	98	119	44
BN 112	28	60	M10	31	8	130	110	160	M8	3.5	219	500	440	157	98	98	128	50
BN 132	38	80	M12	41	10	165	130	200	M10	4	258	638	558	193	118	118	180	52

NOTE:

Dimensions AD, AF, LL and V, relevant to terminal box of motors BN...BA featuring the separate brake supply (option SA), are coincident with corresponding dimensions of same-size BN...FD and AFD motors.



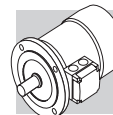
BN_BA - IM B5



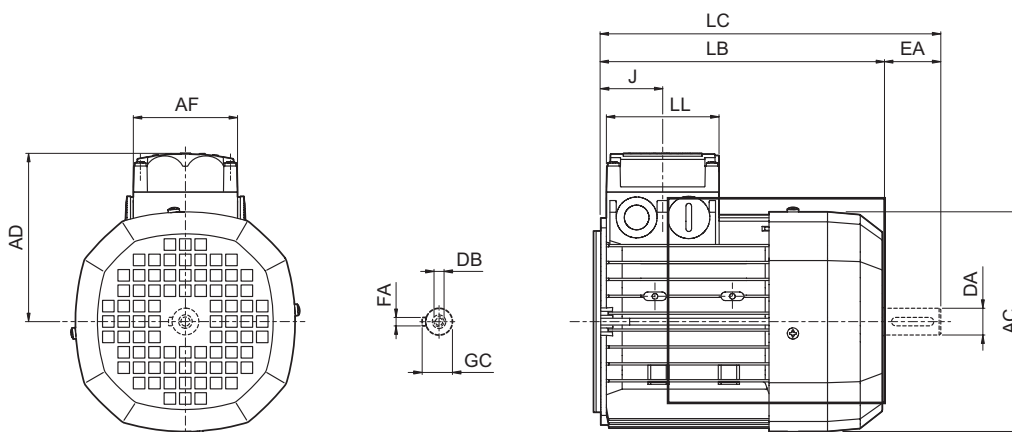
	Shaft				Flange							Motor							
	D	E	DB	GA	F	M	N	P	S	T	LA	AC	L	LB	LC	AD	AF	LL	V
BN 63	11	23	M4	12.5	4	115	95	140	9.5	3	10	124	298	275	95	74	80	28	34
BN 71	14	30	M5	16	5	130	110	160	9.5	3.5	10	138	327	297	108	74	80	68	26
BN 80	19	40	M6	21.5	6	165	130	200	11.5	3.5	11.5	156	372	332	119	74	80	83	37
BN 90	24	50	M8	27	8	165	130	200	11.5	3.5	11.5	176	425	375	133	98	98	95	38
BN 100	28	60	M10	31	8	215	180	250	14	4	14	195	477	417	142	98	98	119	44
BN 112	28	60	M10	31	8	215	180	250	14	4	15	219	500	440	157	98	98	128	50
BN 132	38	80	M12	41	10	265	230	300	14	4	20	258	638	558	193	118	118	180	52

NOTE:

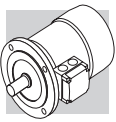
Dimensions AD, AF, LL and V, relevant to terminal box of motors BN...BA featuring the separate brake supply (option SA), are coincident with corresponding dimensions of same-size BN...FD and AFD motors.



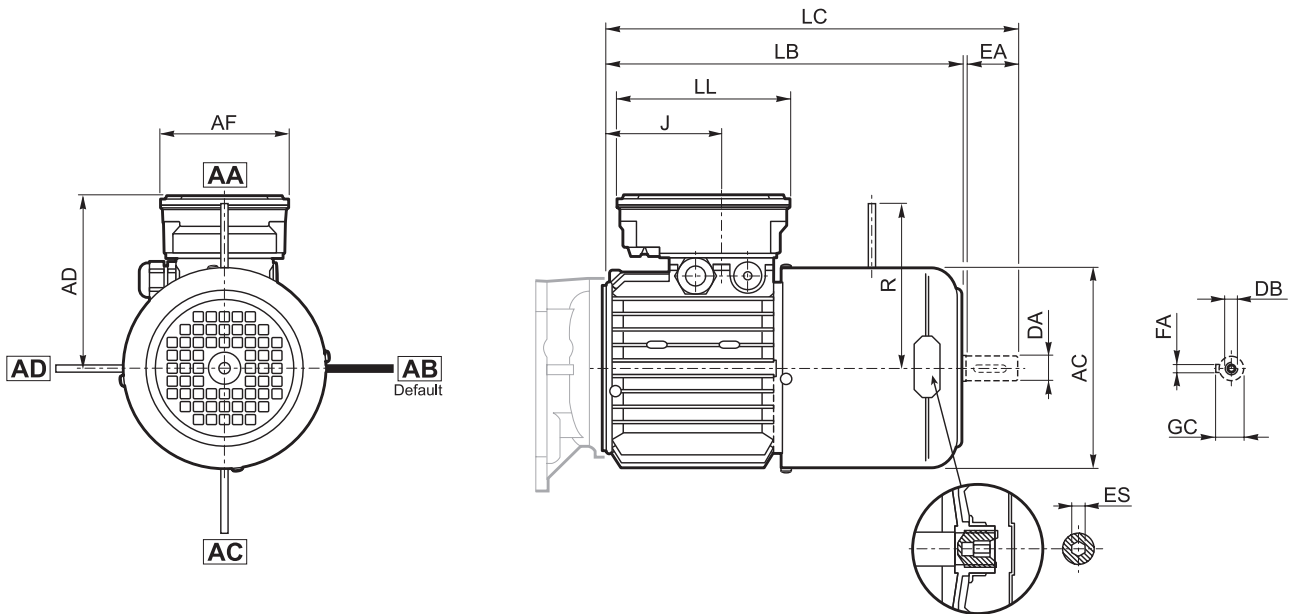
M



	Rear shaft end					Motor						
	DA	EA	DB	FA	GC	AC	LB	LC	AF	LL	J	AD
M 0	9	20	M3	3	10.2	110	133	155	74	80	42	91
M 05	11	23	M4	4	12.5	121	165	191	74	80	48	95
M 1	14	30	M5	5	16	138	187	219	74	80	45	108
M 2 S	19	40	M6	6	21.5	156	202	245	74	80	44	119
M 3 S	28	60	M10	8	31	195	230	293	98	98	53.5	142
M 3 L	28	60	M10	8	31	195	262	325	98	98	53.5	142
M 4	38	80	M12	10	41	258	361	444	118	118	64.5	193
M 4 LC	38	80	M12	10	41	258	396	479	118	118	64.5	193
M 5 S	38	80	M12	10	41	310	418	502	187	187	77	245
M 5 L	38	80	M12	10	41	310	462	546	187	187	77	245



M_FD ; M_AFD

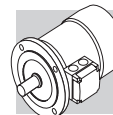


	Rear shaft end					Motor								
	DA	EA	DB	FA	GC	AC	LB	LC	AF	LL	J	AD	R	ES
M 05	11	23	M4	4	12.5	121	231	256	98	133	48	122	96	5
M 1	14	30	M5	5	16	138	248	280	98	133	73	135	103	5
M 2 S	19	40	M6	6	21.5	156	272	314	98	133	88	146	129	5
M 3 S	28	60	M10	8	31	195	326	389	110	165	124.5	158	160	6
M 3 L	28	60	M10	8	31	195	353	416	110	165	124.5	158	160	6
M 4	38	80	M12	10	41	258	470	553	140	188	185.5	210	204 (1)	6
M 4 LC	38	80	M12	10	41	258	495	578	140	188	64.5	210	226	6
M 5 S	38	80	M12	10	41	310	558	642	187	187	77	245	266	—
M 5 L	38	80	M12	10	41	310	602	686	187	187	77	245	266	—

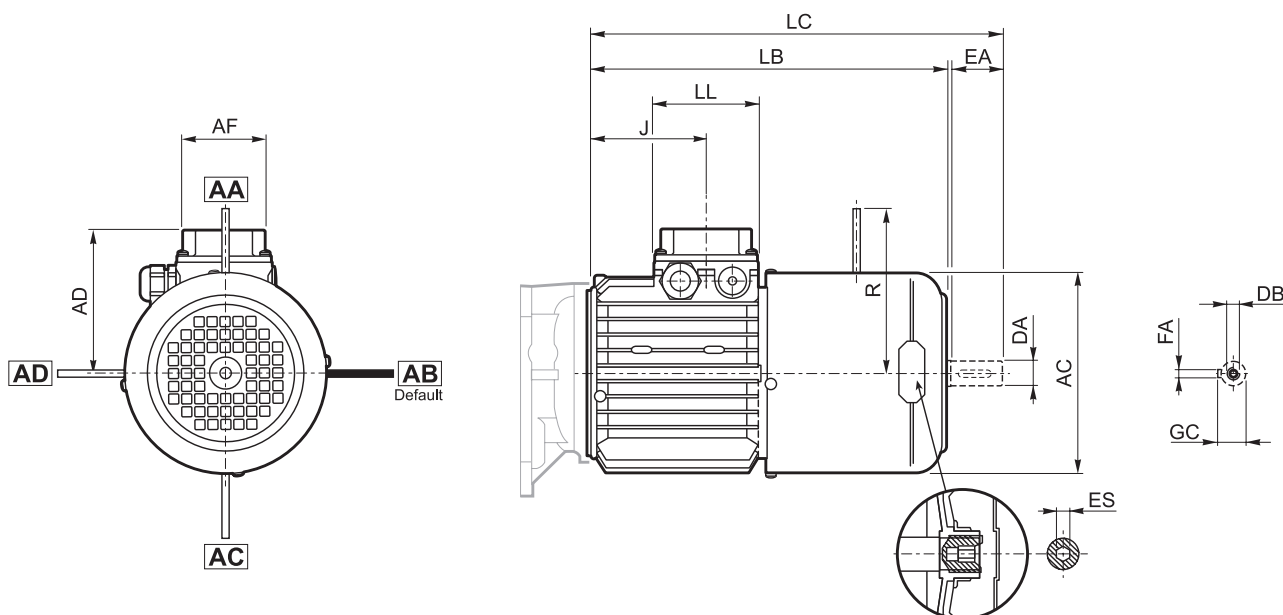
NOTE:

1) For FD07 and AFD07 brake value R=226.

ES hexagon is not supplied with PS option.



M_FA



	Rear shaft end					Motor								
	DA	EA	DB	FA	GC	AC	LB	LC	AF	LL	J	AD	R	ES
M 05	11	23	M4	4	12.5	121	231	256	74	80	48	95	116	5
M 1	14	30	M5	5	16	138	248	280	74	80	73	108	124	5
M 2 S	19	40	M6	6	21.5	156	272	314	74	80	88	119	134	5
M 3 S	28	60	M10	8	31	195	326	389	98	98	124.5	142	160	6
M 3 L	28	60	M10	8	31	195	353	416	98	98	124.5	142	160	6
M 4	38	80	M14	10	41	258	470	553	118	118	185.5	193	200 (1)	6
M 4 LC	38	80	M14	10	41	258	495	578	118	118	64.5	193	217	6
M 5 S	38	80	M12	10	41	310	558	642	187	187	77	245	247	—
M 5 L	38	80	M12	10	41	310	602	686	187	187	77	245	247	—

NOTE:


1) For FA07 brake value R=217.

Dimensions AD, AF, LL and V, relevant to terminal box of motors M...FA featuring the separate brake supply (option SA), are coincident with corresponding dimensions of same-size M...FD and AFD motors.

ES hexagon is not supplied with PS option.



INDEX OF REVISIONS

BR_CAT_CAFS_STD_ENG_R02_1	
	Description
18...162	Replaced gearboxes C11, C21, C31, C35 with the new C12, C22, C32, C36.
20...149	Added availability of servomotors adapters SK/SC for gearboxes C12 ... C61.
...	Added tables of moment of inertia for gearboxes with servomotors adapters SK / SC (series C, A and F).
285	Amended dimension F for gearbox A353_HS.
487...495	Amended dimensions P and X for gearboxes S. .. P (IEC).

2013 10 28

This publication supersedes and replaces any previous edition and revision. We reserve the right to implement modifications without notice.
This catalogue cannot be reproduced, even partially, without prior consent.



Bonfiglioli has been designing and developing innovative and reliable power transmission and control solutions for industry, mobile machinery and renewable energy applications since 1956.

Bonfiglioli Riduttori S.p.A.
Via Giovanni XXIII, 7/A
40012 Lippo di Calderara di Reno
Bologna (Italy)

tel: +39 051 647 3111
fax: +39 051 647 3126
bonfiglioli@bonfiglioli.com
www.bonfiglioli.com



BR_CAT_CAF5_STD_ENG_R02_1